



# MAMA SEZ!

Volume 17, Issue 9

May, 2004



This is the newsletter of the **Maryland Automotive Modelers Association**

Diecast Jewels	1
Mid-Atlantic NNL	2
BIG Toys!	3
SSR Review	4
T 'n T	6
Model Buffet	8
MCW Resin Review	8
Blast from the Past	9
Classifieds	11

## 2004 Meeting Schedule

Meetings are scheduled for the third Saturday of the month (*unless noted otherwise*). Do **NOT** assume meeting dates—confirm them with a club officer!

- ☞ March 20th
- ☞ April 24th (**4th Saturday!**)
- ☞ May 15th
- ☞ June 19th
- ☞ July 17th
- ☞ August 21st
- ☞ September 18th
- ☞ October 16th
- ☞ November 20th
- ☞ December 18th

**Inclement weather phone number: (301) 474-5255.** ☞

## It's Show Time!

Members present at last month's meeting got the chance to meet and talk with *special guest Robert Hayes, proprietor of Big Scale Dreams*, maker of an interesting array of 1/8th scale items for all those Big Deuces you guys purchased out there! Not only did he appreciate Matt's hard work on the **BIG Toys** article in the newsletter, he had a great time at the meeting as well. He even extended an invitation to

MAMA's BoyZ to stop in for a visit if we are in his neck of the woods. *We 'preciate it, Bob!*

As you all read this, another *successful NNL* is behind us. Numbers were down a bit from last year, but show-goers and vendors (*myself included!*) were very happy with the results (*see separate story*). We even announced the date (*May 14, 2005*) and themes (*Inline-powered cars, and large musclecars*)

for next year's show. *So, get crackin'!*

Looks like "*Blast from the Past*" may be around for a while, if early, limited feedback is any indication. For those who liked it, why not loan out some of your kits and/or instructions for scans?

The raffle yielded **\$104.00 (plus \$86.00 from the box)**. Kudos to the following: **Brad, Bob Foster, Charlie Magers, Bill Riblett, Bill Stillwagon, Rich Wilson, and Replicas & Miniatures Company of MD.**

## Diecast Jewels!

Many of you guys were simply blown away by the **Georgia Marketing/ Peachstate 1970 Orbit Orange Judge convertible** I had on display on the table at last month's meeting.

This baby seemingly has it all: the



now-standard opening doors, hood, trunk, operable steering (*via the steering wheel*), sunvisors, front bucket seats that tilt forward, splatter-painted trunk, spare tire and jack, floor mats in the trunk, both an uptop and a convertible boot, and, even keys in the ignition. And all in

the smaller 1/24th scale!

Well gang, this is not the only 1/24th scale car available from GMP. They also list on their website a **Buick Grand National**, and two versions of a **1969 Mercury Cyclone Spoiler II**—the blue and white **Cale Yarborough** model (#8261), and the red and white **Dan Gurney** model (#8262) *too*. These diecasts are just as detailed as the aforementioned

(Continued on page 12)

**Winners**

**People's Choice—Adult:** Larry Boothe, 1932 Ford

**People's Choice—Junior:** Alex Arter, 1999 Ford Mustang

**Resin Kits:** Gordon Holsinger, Cobra Daytona Coupe

**50's Style Hot Rods:** Larry Boothe, 1932 Ford

**Custom:** Bill Stillwagon, 1960 Olds

**Competition:** Dale Beaver, 1982 Porsche 956C

**Curbside:** Matt Trotta, 1950 Chevy Pickup

**Replica Stock:** Jamie Makin, 2003 Ferrari Enzo

**Street Machine:** Terry Adams, 2004 Chevy SSR

**Street Rod:** Nick Sandone Jr., 1941 Willys

**Truck/Light Commercial:** Zoli Honeczy, Spartan Gladiator Super Vac

**Gary Burkey Memorial Award:** Bill Stillwagon, 1936 Phantom Ford Panel 🏆

# Mid-Atlantic NNL Results

**Award Sponsors**

Bradley's Model Car Collectibles

Historic Racing Miniatures

Hobby Works

Investment Toys for Big Boys

Kess Body Shop

M and G Hobbies

Perry's Resin

Replicas and Miniatures Company of Maryland

Tri-State Model Car Club—NNL East

Lyle Willits

**Door Prize Donors**

Anthony Meeker

Bradley's Model Car Collectibles

Fred Cady

Rik Hoving

Bob Linkus

Replicas and Miniatures Company of MD

Revell-Monogram

Scale Repros Plus

George Strickland

George Stull 🏆

**Curbside winner****Best of Show/50's Hot Rod****Junior Best of Show****Best Resin kit****Street Rod winner****Street Machine winner****Custom winner**



# BIG Toys!

As a follow-up to last month's *Big Deuce special issue*, I had so many photos that you're just gonna be subjected to more stuff!

Bob Hayes (*a.k.a. Big Scale Dreams, a.k.a. BSD*, <http://www.bigscaledreams.com/bigscaledreams/>) showed up at last month's meeting, and thoroughly enjoyed MAMA's hospitality! He is very passionate about

his big scale lineup, and enjoyed talking with all of us. He also said that if we get out his way and don't look him up, he's gonna be very upset!

**Gentlemen, start yer Deuces!**

By: Matt Guilfoyle 🍷




**BSD Ford Script firewall**



**BSD single 4-barrel air cleaner**




**BSD floormats**



**BSD boxed frame rails**




**BSD 4-speed**



**BSD rims and tires**



**BSD finned timing cover**



**BSD Hilborn-injected 389 Pontiac**

# Chevy SSR Pickup

[Revell 85-7691 1/25th scale; 99 pieces, plus decals]

The Chevy SSR is a vehicle that evokes many varied opinions in the real world. I've heard everything from *"cool"* to *"you've got to be kidding."* A unique vehicle for sure, in that there is some utility to it, if two people and some soft-sided luggage wanted to take a trip. In style and function, it is best described as a cross between a 1950 Chevy pickup and a Camaro convertible. I've seen it up close, and in my opinion, it is an impressive piece of machinery.

In examining the model, Revell has hit a home run, clearly knocking it out of the park. The body proportioning is right on the money, and the kit is very well engineered. As a matter of fact, I have already mocked it up, awaiting paint. When I write a review, I like to use the kit instructions as a guide.

**Engine Assembly:** A 14-piece rendition of *Chevrolet's 5300 Vortec V8*, it looks good mocked up. Assembly is simple and straightforward, and fits well in the chassis. One thing that was brought to our attention by another reviewer, is that there is no A/C compressor. While he is right in that respect, once painted and installed in the chassis, it wouldn't be visible anyway.

**Rear Suspension Assembly:** This setup consists of a simplified differential/drive shaft unit, which is split down the middle and hollowed out (*more on this aspect in a moment*), with a 5-link suspen-

sion setup, and differential cover. The rear springs, track bar, shocks, sway bar, disc brakes (*Yay!*) and exhaust system round out this assembly. Again, with the proper detail painting, it will look quite realistic.

## Front Suspension Assembly:

A very simple unit combining the suspension, brake rotors, cross member, and radiator support in one unit, with a separate tie rod, upper a-arms, spindles, and spring assemblies, but lacking steerable wheel detail. This mounts onto the front frame.

## Engine and Chassis Assembly:

The pusher fan mounts to the back of the radiator, which mounts onto the completed chassis assembly, along with the engine, exhaust system, and upper radiator hose. Curiously, there is no lower radiator hose here.

**Interior Assembly:** A 13-piece assembly consisting of a floor-board/cab back/front inner fender unit with the center console molded in, separate door panels, a pair of two-piece bucket seats, a shifter, dashboard with steering column and steering wheel, and firewall with a master cylinder. There is a panel behind the dashboard where you install the decal gauge insert. This looks good once everything is painted and installed. **Note:** On the real car, the firewall, and inner fenders are body color, the windshield washer, coolant recovery tank, and brake master cylinder are translucent with the appropriate fluids in



color, with black caps, and the power brake booster is semi-gloss black.

## Windshield and Headlight Assembly:

The headlamp unit consists of a clear lens, which mounts over a chromed headlight bucket. Be very careful here, as there is not a lot of gluing surface here. A product like "Krystal Klear" is the glue of choice. The same goes when you mount the headlamp units into the body. A piece of black mesh is included, which you must cut per the template in the instructions, and mount inside the body with white glue after painting the car (*very nice touch*). Not noted in the instructions, the back of the rearview mirror should be painted flat black prior to installation, after you mount the windshield, which also mounts from inside of the body.

## Body and Chassis Assembly:

There are two alignment tabs on the bottom of the interior bucket, which in turn locate it to the chassis. It can go only one way if everything else is properly aligned. This assembly is then mounted into the body, while two metal screws (*remember those?*) to secure the body to the chassis.

## Induction System Assembly:

The intake manifold mounts on top of the engine first, after you

(Continued on page 5)

## SSR (contd)

(Continued from page 4)

have detail painted it. I do not agree with the callout in the instructions to paint the manifold aluminum. It should be painted semi-gloss black, with aluminum trim where the air box attaches to it. The engine shroud mounts on top of the intake manifold. If you have access to a real SSR, a photograph of the engine compartment, or a brochure, you will note that there is an insert on the engine shroud. On the real vehicle, it is either satin silver (*standard*), or color matched to the body of the truck (*optional factory equipment, which includes color-keyed running boards, that are not included in the kit*). Two chrome fog lamps mount into the lower fenders.

**Body Assembly:** Straightforward in that you mount the hood, body panels, mirrors, and other parts to the body. **Note:** On the real car, the grill bar, hood badge, and door handles are finished in a "satin chrome" finish, not the bright chrome as the kit instructions would lead you to believe.

The cowl area should be finished in a semi-gloss black, and the windshield wipers in flat black. At the rear of the vehicle, the tail lamps, center brake light, emblem (*which should be gold*) a rear bumper (*which is hard to fit properly due to a lack of mounting surface*), and backup lamps mount in the appropriate places. There are a set of very realistic metal exhaust tips that mount to the exhaust system, a welcome addition to the kit.

**Wheel and Tire Assembly:** Consists of two smaller front, and two larger rear tires, with nice tread detail, but no brand name (*a concession to the times*), and the appropriate one piece chrome-plated wheels for the front and the rear. The fit is excellent and quite foolproof. The front wheels mount onto a retainer which are set onto the front brake discs via metal wheel pins through their centers. An old-fashioned metal axle through the hollow rear differential is employed to mount the rear wheels. Once the wheels and tires are mounted, the stance is quite realistic. The finish on the wheels is chrome, which is a correct factory option on the 2004 SSR. A

painted aluminum wheel is standard equipment on the SSR.

**Final Assembly:** The rear window mounts into the hardtop (*which by the way doesn't fold, Mr. Geary*) and is meant to be left unattached to the car. **Note:** On the real car, the rear window is deeply tinted. The tonneau cover fits into a recess on the top of the pickup bed. **Note:** On the real vehicle, The bed is finished in either a semi-gloss textured black finish depicting a bed liner, or an optional black carpet, with either wood finished or body colored rub strips. The underside of the tonneau cover is either body colored, or black carpet, when the optional cargo compartment trim package is included.

**Decal Placement:** There is a full decal sheet included with appropriate decals for the various items they represent on the vehicle. There is also a set of custom Z/28 style stripes, as well as custom pin striping for the vehicle.

The factory exterior colors are as follows:

- Smokin' Asphalt (*Black*)
- Ultra Violet Metallic

(Continued on page 12)

## THE MIDDLETONS / By Ralph Dunagin and Dana Summers





## This 'n That

### Model King to the Rescue!

News reaches me via the *Hobby Heaven message board* about several upcoming releases, including but not limited to: **Mack 800, Mack 600, '40 Ford Modified, '35 Chevy Sedan Modified, Pinto Modified, Vega Modified, '66 Barracuda Hurst Hemi Under Glass funny car** (see box art below!). Great news: They have located the tools for the **"Racer's Wedge" car hauler** and **"Open Road" camper unit**, both originally included as options for MPC Chevy pickups. They will be offered together as a **'parts pack,'** and they will fit the upcoming **AMT '72 Chevy pickup kit** or can be adapted to many other kits. And, speakin' of the **HHUG**, check out the **box art** to see if you may have gotten yer ugly mug on it...**Retirement party! Danbury**

**Mint** is retiring their **Red and Beige 1/16th scale 1955 Chevy** as of June 30, 2004. It can be yours for the low price of only **\$199** (plus \$8.00 shipping and handling, payable in five monthly installments). You can reach 'em at 1-866-345-5133, 24/7, or online at [www.danburymintdiecast.com](http://www.danburymintdiecast.com)...**New Stuff revisited.** **Polar Lights'** release schedule has changed a bit: **Herbie, the Love Bug VW with engine (snap)**—May (see test shots included); **1965 Dodge Coronet hardtop (pre-painted, with engine)**—July; **1964 GTO hardtop (pre-painted, with engine)**—October; **2004 Pontiac GTO (snap)**—December. So, watch for 'em...**Nova updates!** According to a recent post by **Stevens International** to the HHMB, test shots of both **Nova**

**kits (sport coupe and convertible)** were received in early May,



inspected (*with minor tooling changes noted*), and sent off to GM for their rubber stamp of approval. If all goes well, we can expect a **late summer release** on both. Tooling looks good on these, and the **mirrors and door handles are on the**

**chrome tree** this time. **And yes, the chrome is shiny...Made for each other?! A drive-through safari park in central England** has agreed to **pay damages** to a **visitor's car** after a **rhino** attempted to **mate with it!** The two-ton rhino named **Sharka** charged the **Renault** (*hey, Matt, that's French!*), while it was stopped for the occupants to take photos. Sharka then attempted to **mount the car** from the passenger side, denting the doors and

**'66 BARRACUDA** **HEMI UNDER GLASS** **Super Boss FUNNY CAR**

**AMT** **MODEL KING** **WHEELSTANDER**

**T  
S  
R  
D  
H**

knocking the mirror off. The terrified driver managed to drive off, but Sharka, puffing and panting, chased them for several hundred yards. Park officials think the blue-gray color of the car caused Sharka to mistake the car for a female...

**Recycling to the extreme!** A complete collection of **Montana license**

**Spot the MAMA's Boy Contest! Seriously, see how many modelers (and MAMA's BoyZ!) you can spot in this upcoming model!**

## T 'n T (contd)

(Continued from page 6)

**plates** (1914 to 2004) would include a **1944 soybean-based plate**. It was used during World War II when metal was scarce. Montana got hold of year-old soybean-based plates from **Illinois**, flipped them upside down and backwards, and painted a new background and numbers on them. These plates felt like thick cardboard, and didn't hold up well. The bigger problem was that due to their construction, **cows liked to eat 'em!** Thanks to **The Washington Times** for this wacky trivia item...**New Nissans**. Word is that Nissan will sell its' nert-gen **Nissan Cube** (Scion xB competitor) and the **Skyline GT-R** worldwide, including the U.S... **Third time's a charm?** Ford will sell a mid-sized **hybrid sedan** by **2007**, following the **Ford Escape** later this year, and the **2007 Mercury Mariner** (basically, a **Mercury Escape**). The new sedan was to be called **Futura**, but Ford received legal objections from the **Pep Boys auto chain**, that sells a line of **Futura tires**. **Curse you, Manny, Moe, and Jack...** **New Prancing Horsie?** Word is that Ferrari is testing a heavily reworked version of the **360 Modena** dubbed the **430 Modena**, due to the use of the 4.2-liter V8 used in the **Maserati Quattroporte**...**Spring Solstice!** A recent report on the autoweek.com website had them driving pre-production versions of **Pontiac's 2006 Solstice**. This car is the **first north-south installation of the**

**2.4-liter, 170 hp. Ecotec 4-cylinder** (an engine that at 2.0 liters with a turbo puts out 1000+ hp. in the NHRA sport compact series!). Rumors abound from GM engineers about the availability of more power (the 2.0-liter 205 hp. supercharged version from the Saturn Ion Redline?) somewhere down the road. They seemed impressed. I'll be interested in seeing the road tests on the production versions. The car is bigger than I thought. Compared to a **Miata**, it is **two inches longer, four inches wider, and two inches taller, with a wheelbase six inches longer!** It is only an **inch narrower** than the **new Corvette**, with a **track two inches narrower**. **That's a BIG little car...**

**Company man.** After an illustrious career (he won a single Winston Cup race at North Wilkesboro in 1990 driving for Kenny Bernstein), **Brett Bodine** has taken a 'regular' job with **NASCAR** at it's new **Research and Development Center** in Concord, North Carolina...

**High-priced spread!** **Toyota's U.S. CEO Yuki Funo** says a **\$100,000 Lexus** is coming. Unsure as to whether it will be a two-seat coupe, four-seat sedan, or whether it will be powered by a V10, V12, or ??, they only know that they want a 'flagship' or 'ultimate' **Lexus**. They also say that **Maybach territory (\$300,000+)** is too much...**Small Ford diesel on again.** Ford officials recently told dealers to expect a **V6 diesel**

**engine** in the **F-150 pickup** and **Expedition SUV** sometime after **2007...Torrent coming!** That's the name of **Pontiac's version** of the **Saturn Vue/Chevy Equinox**, which is due in 2006...**Chinese Ferraris?! Ferrari** agreed to form a joint venture with **Wo Kee Hong Holdings Ltd.** and **Poly Technologies**. The venture will import **Ferraris** and **Maseratis**. It will also market vehicles and offer parts and technical assistance...**Driftn' Dodges!** **Chrysler** is serious about getting the youth market interested in its products. Chrysler's Mopar aftermarket performance parts division will be a major sponsor of the coming season's **Formula Drift Series** and will even sponsor a car in the series. But not just any car, a **full-blown, drift-tuned Dodge Viper**, driven by stunt driver Sam Hubinette. He grew up in northern Sweden, where it snows "about seven months of the



year," so he has been going sideways most of his driving life. Hubinette was a winter test driver for Volvo and a driver in the **Swedish touring car series**

before coming to the U.S. to drive in TV commercials. He most recently served as an instructor at the Skip Barber racing school... **Audi leaps into the future!** It's the year 2035, and **Will Smith** needed a car, one fit for a big budget movie star on the go. Audi got the gig, and used in-house talent to create a ride for the star and the futuristic fantasy world he'll

(Continued on page 9)



## Model Buffet

This month may be a bit of a re-hash of an earlier column, but well worth repeating.

**Model Car Garage** ([http://www.modelcargarage.com/mcg\\_main.cfm](http://www.modelcargarage.com/mcg_main.cfm)) and **Jernigan II** (707 Bellair Road, Clearwater, FL 33756, 727-298-8838) have created an ‘unofficial’ partnership to enhance MCG’s already excellent photoetch. As purchased, they can be **chrome** and **gold plated**. The plating has to be seen to be believed. Sadly, several attempts to photograph it to include it here failed, so, if you get to a show, look up MCG, and see for yourself first hand how great this stuff looks—*there’s nothing like*

*real chrome!* The plating is equal to the cost of the photoetch, i.e., if the set is **\$7.99**, the plating is **\$7.99** as well. Seems simple enough to me. But if you have any questions, contact either party prior to ordering.

And while on the subject of MCG, how ‘bout some *new stuff*? MCG-2259—Custom grille material (*horizontal bar*), \$11.99; MCG-2260—Custom grille material (*oval pattern*), \$11.99; MCG-2261—Custom grille material (*circle pattern*), \$11.99; MCG-2262—Custom grille material (*offset circle pattern*), \$11.99; MCG-2263—Custom grille material (*honeycomb pattern*), \$11.99; MCG-2270—Diamond Plate tread material for trucks and tuners, \$13.99; MCG-2264—1970 Buick

GSX (*Revell kit*), \$16.99; MCG-2265—1969 Chevelle/Beaumont (*Revell kit, includes resin grille surround and nose for Beaumont*), \$19.99; MCG-2266—1970 Chevelle (*Revell kit*), \$13.99; MCG-2267—1967 GTO/LeMans/Tempest (*AMT kit*), \$15.99; MCG-2268—1963 Impala (*Revell kit*), \$14.99; MCG-2269—Mini Cooper R53/Cooper S (*Revell kit*), \$9.99; MCG-2271—1960 Pontiac Bonneville (*Trumpeter kit, includes acetate gauges*), \$19.99.

Thanks to **Jernigan II**, and **Bob Korunow** for providing this service, and to **Matt Guilfoyle** for his diligence in bringing us this column! Remember, if you find something interesting, lemme know, and I’ll run it here, with proper credit given, natch! 🍷

## MCW Review

**1964/1965 Chevy Biscayne sedan** (\$34.95/\$37.95)

**Model Car World**, well known for their excellent line of paint, is becoming a force to be reckoned with in the *resin transkit field*. Recently, Dave introduced two new **Biscayne sedans** and they are must have items. The **1964 Chevy Biscayne 2 door sedan** (\$34.95) transkit for the Revell Impala includes an info sheet (*nice touch Dave!*) and Biscayne decals as well as a template for creating the rear side windows from clear acetate. Included is the body,

cast with the hood and trunk open, separate trunk lid with correct number of taillights, interior side panels, front bench and rear seat with correct upholstery pattern; four open face rims and hubcaps, vacuformed clear front/rear “glass.” No items are plated.

The **1965 Biscayne 2 door sedan** (\$37.95) transkit for the Revell Impala is as nice as the 1964.

Along with the info sheet, Biscayne decals and template for creating the rear side windows from clear acetate, you get a well cast body, with open hood, hood, platform interior w/ separate side panels, front bench and rear seats (*all w/ correct upholstery*



*pattern*), dash, grille w/splash pan, rear bumper, four open face rims and hubcaps, and vacuformed rear “glass.”

Both of these kits are very well cast in yellow resin, and exhibit no noticeable defects or pinholes. I highly recommend both kits. I understand that Dave intends to offer **1967 through 1969 Biscayne 2 door sedans** in the near future.

**Review samples provided by Matt Guilfoyle** 🍷





## T 'n T (contd)

(Continued from page 7)

inhabit. For the first time ever, the German automaker has developed a car specifically for a major Hollywood motion picture. The movie, called **"I, Robot"** (by Isaac Asimov), will be out in theaters in July. Audi engineers were behind much of the creation of the **Audi RSQ sport coupe**. Audi also created the interior mock-up seen in the movie. While built for the future, the company made sure its four rings graced the front end over a single-frame grille bearing a strong resemblance to today's Audis. In addition to Audi's work, the car also includes features suggested by the movie's director, who was first turned on to Audi as a potential movie partner after seeing the Audi's **2003 Nuvolari concept**. The mid-engined sports car, glides through the movie's Chicago futurescapes on spheres. The gull-wing doors are a highlight. Whenever Smith gets in or out it, the rear-hinged doors open upward like a butterfly's wings and twist slightly at the same time. In the movie, technology and robots have become a trusted part of everyday life. That trust is broken and one man (Smith), alone against the system, sees it coming. The film promises spectacular visual effects designed to bring Smith's robot co-stars to life... **Kill the Baja?** There is a 50-50 chance **Subaru of America** may **kill** its quirky **Baja small pickup** because of **slow sales**... **Young guy Buicks?!** To shed its stodgy image, Buick will **drop two vener-**

## "Blast From the Past"

LEFT: Competition roadster with roll bar (leave off folded top), tachometer on cowl, no windshield, headlights, spare tire or bumpers. '36 dropped axle in front, reversed wheels (from '40 Ford kit) and racing slicks on rear. Racing headers from '25 "T" kit.

These engines may be easily adapted to the '36: 283 Chevy ('32 coupe kit), blown Chrysler ('61 Special kit), injected Olds ('40 sedan kit), blown Buick ('40 coupe kit), blown Lincoln ('25 "T" kit), or blown 390 Ford ('61 Ford kit).

**MR. GEORGE BARRIS GIVES SOME TIPS FOR THE ADVANCED BUILDER**

With the introduction of the 1961 3 in 1 Customizing Kits, AMT Corporation is proud to announce the addition of Mr. George Barris to our Design Engineering Staff. Serving as a Technical Advisor, Mr. Barris joins Chief Design Engineer Phil Sheldon and Styling V. P. George Toteff to form scale model customizing's most progressive styling and design team. Mr. Barris comes to us from California, the original home of customizing, where he is known as "The King of the Kustomizers." His ideas and outstanding craftsmanship in metal are featured on many of the finest customized cars in the country. It is only natural that the AMT Corporation, unchallenged leaders in scale model customizing, should utilize the talents of the recognized leader of the customizing world. Mr. Barris' ideas, hints and methods are used throughout all of the 1961 3 in 1 Customizing Kits, and will enable you to do in miniature exactly what is being done in full size in the very latest customizing circles. Because each kit represents individual thinking aimed in a specific customizing direction, they all feature individually tailored parts and components. However, just as the "Pros" do on the full size cars, these parts can be interchanged, opening up an entirely new area of creative customizing in miniature for you.

For show display of your '36 custom, use finned brake drum and jack stand included in other '61 kits.

LEFT: Stock '40 Ford grille (install from rear) in the '36 custom shell.

RIGHT: '61 Buick custom grille (trimmed) in the '36 custom shell.

RIGHT: '61 Falcon or Comet custom exhausts mounted beneath fenders give an "all out" competition appearance.

BELOW: Custom twin-pipe exhaust setup. A '61 T-Bird pipe with muffler for daily use, '61 Continental laker for the strip.

Try the '61 T-Bird Continental wheel assembly with pleated insert—cement directly to deck. '40 Ford bumpers fit nicely by trimming off mounting tabs on back.

**able names—Park Avenue and LeSabre.** A premium **rear-wheel-drive sedan** will replace the **Park Avenue** in 2006, say two GM sources. GM plans to develop the rwd sedan off the company's new Zeta global vehicle architecture. Meanwhile, GM will find a new name for the LeSabre's replacement when it arrives next year... **CDT (Cylinder Deactivation Technology) is coming! Honda's** new **Odyssey** will be powered by a 3.5-liter V-6 that runs on all six cylinders when accelerating and

only three when cruising. The technology will be a first for a minivan. Chrysler's new **300C sedan** is offered with cylinder deactivation. GM is also pursuing the technology, albeit it in a different form, especially after their **disastrous Cadillac V8-6-4** from several years ago. (Thanks to the *Washington Times*, *autoweek.com*, and other Internet sources for this insanity) 🚗





☛ **May 15<sup>th</sup> to 16<sup>th</sup>—Pontiacs in the Park** (Virginia Motor-sports Park, that is)!! Inaugural event – 2 days of Pontiac drag racing, car show and swap meet. Located at VMP, an IHRA sanctioned 1/4 mile drag strip in Petersburg VA. Pontiac bodied or powered cars eligible to run. There will also be a Quick 16 for Pontiac-powered vehicles only. Info: [www.virginiamotorsportpk.com](http://www.virginiamotorsportpk.com)

☛ **May 20<sup>th</sup> to 23<sup>rd</sup>—Cruisin' Ocean City 2004**, in Ocean City, MD. Info: (410) 798-6304, or email [infoevent@aol.com](mailto:infoevent@aol.com).

☛ **May 21<sup>st</sup> to 23<sup>rd</sup>—Carlisle Import, Kit, Replicar Nationals**, at the PA State Farm Show complex in Harrisburg. Giveaway vehicle is a **1963 VW Beetle**. Info: (717) 243-7855.

☛ **May 29<sup>th</sup>—The Brits Are Back Car Show and Concours**, at Hope Lodge Historic Site, 553 South Bethlehem Pike, Fort Washington, PA from 8:30 a.m. to 3:30 p.m. Sponsored

by Delaware Valley Triumphs, all British concours judged car show. Info: Steve Klein, 4135 Aster Lane, Plymouth Meeting, PA 19462, 610-825-2617, [klassiccar@aol.com](mailto:klassiccar@aol.com), [www.delvaltrs.org](http://www.delvaltrs.org).

☛ **May 29<sup>th</sup>—Second Annual Gathering of Gearheads**, at Fellowship Baptist Church; 110 Mount Hope Road; Fairfield, PA.

☛ **June 4<sup>th</sup> to 6<sup>th</sup>—Carlisle All-Ford Nationals** at the fairgrounds. Info: (717) 243-7855.

☛ **June 4<sup>th</sup> to 6<sup>th</sup>—Thirty-First Annual Street Rod Nationals East** at the York Expo Center, in York, PA. Sponsored by National Street Rod Association, 5,200+ pre-49 street rods, commercial exhibits, \$100,000 Super Prize giveaway, swap meet, arts & crafts show, food and live entertainment. Info: NSRA Nationals East, 2058 Summitview Dr, Longmont, CO 80504-7761, (303) 776-7841, <http://www.nsra-usa.com>.

☛ **June 13<sup>th</sup>—Capitol Pontiac All-Pontiac show** from 9 a.m. to 3 p.m., hosted by the Royal GTs at Capitol Pontiac in Greenbelt, MD. Info: Tim Sickle, (301) 249-3830, [gtoguy@mindspring.com](mailto:gtoguy@mindspring.com).

☛ **June 16<sup>th</sup>—Pro Stock Open** at MIR.

☛ **June 18<sup>th</sup> to 20<sup>th</sup>—Carlisle All-GM Nationals** at the fairgrounds. Giveaway vehicle is a **1978 Caprice Classic 2-door**.

☛ **June 20<sup>th</sup>—Custom Cruisers of Northern Virginia 18th**

(Continued on page 11)



The 'extras' for USA network's new show "the Last Ride" (6/2!)



(Continued from page 10)

- Annual Car Show**, on US Route 15, in Lucketts, VA. Info: Allen (703) 327-4359, or Ray (540) 349-7288.
- ☞ **June 20<sup>th</sup>—Villa Capri Cruisers 10th Annual Car Show**, at Nay Aug Park, Scranton, PA. Info: Tom (570) 842-2736.
- ☞ **June 25<sup>th</sup> to 27<sup>th</sup>—Southern Delaware Street Rod Association's 15th Annual Rod & Custom Jamboree**, at the Delaware State Fairgrounds, Harrington, DE.
- ☞ **June 26<sup>th</sup> & 27<sup>th</sup>—17th Annual Mid-Atlantic Chevelle show and swap meet/ACES Northeast Regional**, at North East Community Park, in North East, MD (rain or shine), hosted by the MD Chevelle club, in association with ACES. Open to all Chevelles and El Caminos 1964-1987. Info: Donnie (301) 464-7618, Rick (410) 879-7893, [www.chevelles.net/mcc/mcc.htm](http://www.chevelles.net/mcc/mcc.htm).
- ☞ **June 27<sup>th</sup>—Liberty Street Rods 15th Annual Rod Run**, at the Winfield Fire Co. Carnival Grounds; Route 26, East of Woodbine, Carroll County, MD. Info: Tom (410) 442-1447.
- ☞ **June 27<sup>th</sup>—25th Annual Perry County Auto Meet**, at Lupfer's Grove, Route 34, Sherman's Dale, PA. Info: (717) 957-3343, (717) 582-4935, or (717) 582-4933.
- ☞ **July 9<sup>th</sup> & 10<sup>th</sup>—Third Annual York US 30 Musclecar Madness** at the York Expo Center, York Fairgrounds, in York, PA. Info: (717) 755-5849,

mcmymork@suscom.net, or [www.yorkus30.com](http://www.yorkus30.com).

- ☞ **July 9<sup>th</sup> to 11<sup>th</sup>—Carlisle All-Chrysler Nationals** at the fairgrounds. Giveaway vehicle is a **1962 Dodge Dart**. Info: 717-243-7855.
- ☞ **July 9<sup>th</sup> to 11<sup>th</sup>—Seventh PPG Nationals car corral, car show, race, & swap meet** at the Ohio Expo Center. Rods, customs, muscle cars & classics through '72; Friday night drags at National Trail Raceway, vendors, swap meet and cars for sale corral. Info: Goodguys Rod & Custom Association, PO Box 424, Alamo, CA 94507, 925-838-9876, [www.good-guys.com](http://www.good-guys.com).
- ☞ **July 18<sup>th</sup>—Vintage Tin of Maryland Car Club 33rd Annual Street Rod Picnic**, at Fort Smallwood Park; Pasadena, MD. Info: (410) 760-6277.
- ☞ **July 23<sup>rd</sup> to 25<sup>th</sup>—Summer Carlisle and Carlisle Summer Bike Fest** at the fairgrounds. Stars of the **Discovery Channel's "American Chopper," Paul Sr., Paul Jr. and Mikey Teutul** will appear on the 24th. Info: Carlisle Fairgrounds, 1000 Bryn Mawr Road, Carlisle, PA 17013-1588, [info@bikesatcarlisle.com](mailto:info@bikesatcarlisle.com), [www.bikesatcarlisle.com](http://www.bikesatcarlisle.com).
- ☞ **July 24<sup>th</sup>—Ninth Annual Summer Auto Show** from 2 p.m. to 6 p.m. at the Hyatt Regency Chesapeake Bay Resort in Cambridge, MD, sponsored by Mid Shore Cruisers. Rain date July 31. Info: Lester Reazor, PO Box 1114, Cambridge,

MD 21613, 410-943-0581, [plymouth@fastol.com](mailto:plymouth@fastol.com).

- ☞ **July 25<sup>th</sup>—Pontiacs at the Grove** (Maple Grove Raceway)  
(For additional events, go to the MAMA's BoyZ website, <http://www.mamasboyz.org/>) ☞



## Classifieds

**WANTED**—Someone to build a **Model Car World Purolator 1978/1979 Mercury** resin replica of David Pearson's car for pay. Contact Mike Donohue, 1822 Palo Circle, Baltimore, MD 21227.

**WANTED**—Color photocopy of the decals from the **Monogram 1/24th scale Red Chariot kit** (the 30 Ford Model A Phaeton Hiboy Street Rod kit from the mid '60s). Contact Norm Veber at (410) 768-3648, or see me at a meeting


**WANTED**—2 or 3 **sealed Revell GeeTo Tiger kits**. Contact Tim Sickle, (301) 249-3830

**WANTED**—MPC "**Super Stocker**" complete kit of any body style, or any parts. I have two bodies (*Mustang & Cuda*) and a majority of the Cuda chassis. Would like to build both cars, but would be happy to finish either. If any one has an extra kit lying around for sale or trade please call JC Reckner, 410-923-3699 ☞

**Chapter Contact:**

Timothy Sickle  
15905 Ark Court  
Bowie, Maryland 20716  
Phone: 301-249-3830  
Email: gtoguy@mindspring.com

**MAMA's BoyZ do it in scale!**



AMT/ERTL 1975  
Duster (*Dart Sport*)  
AMT/ERTL 1969  
Galaxie  
AMT/ERTL 1969  
Corvair  
AMT/ERTL GMC Astro  
COE truck

## Jewels (contd)



(Continued from page 1)

Judge. All of these kits should be available as you read this from GMP (<http://www.gmpdiecast.com/>), for only \$119.95. I'm not sure about the quantities available on all of them, but there will only be 3,500 Judges made! So, if y'all are interested, ya better hurry! As you well know, I got mine (*Pontiac, natch!!*). I can't do 'em all, for the simple fact that,



like most of you, I am not made of money, and I don't have enough space for 'em all, regardless of how nice they are! 🚗



We're on the web!  
<http://www.toadmail.com/~mama/>, or  
<http://www.mamasboyz.org/>

## SSR (contd)

(Continued from page 5)

- Slingshot Yellow
- Redline Red
- Ricochet Silver Metallic

The interior is black leather, trimmed with satin silver and body color highlights.

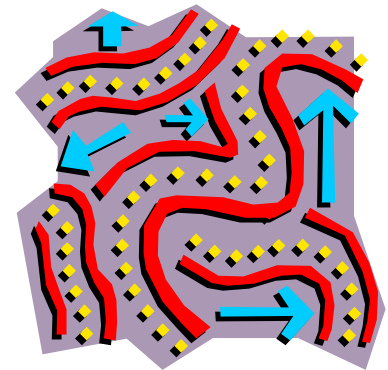
In my opinion, Revell has done an incredible job with this kit. The fit, and assembly process is right on par with the Asian offerings, at a very good price. This kit will build into a beautiful rendition of an SSR, with proper care, and building and painting techniques. I do make one suggestion, if you cannot get near a real SSR, get yourself a brochure (*very hard to get*) or some pictures of the real vehicle.

By: Ron Hamilton 🚗

## Directions

**From the Baltimore Beltway (RT 695):** Take Exit 7, Route 295 (*Baltimore-Washington Parkway*) south towards Washington approx. 18 miles to Route 193 (*Greenbelt Road*), and exit. When on the off-ramp, stay to the right and merge right onto Southway (*see below*).

**From the Washington Beltway (RT 495/95):** Take Exit 22 north, towards Baltimore. Stay in the right lane and take the first exit onto Route 193 (*Greenbelt Road*). When on the off-ramp, bear to the right and take Greenbelt road west, towards College Park. Stay in the right lane and immediately after passing over the Parkway, make a right (*at the light*) onto Southway (*read on!*)



**Once on Southway:** Go straight to the second (2nd) STOP sign. Make a left onto Crescent road. Go to the STOP sign and make a right into the parking lot behind the Greenbelt Library. Once in parking lot, look to the right. The large, white building is the Greenbelt Community Center. Enter building using the doors near fenced tot lot. The multi-purpose room is on the second floor. There is an elevator to the left of the entrance. 🚗