



MAMA Sez!

Volume 18, Issue 5

January, 2005



This is the newsletter of the **Maryland Automotive Modelers Association**

| | |
|----------------------|--------|
| Z06 Vette Flap! | 1 |
| P.L. 1964 GTO | 2-4 |
| Ferrari Dealer Fire! | 5 |
| Retro Hobby Trikes! | 8 |
| Model Buffet | 9 |
| New Stuff! | 10, 11 |
| Lawnmower Man! | 10 |
| Blast From the Past | 10 |
| GTO Super Stocker | 12 |

2005 Meeting Schedule

Meetings are scheduled for the third Saturday of the month (*unless noted otherwise*). Do **NOT** assume meeting dates—confirm them with a club officer!

- ☞ January 15th
- ☞ February 19th
- ☞ March 12th (**2nd Saturday!**)
- ☞ April 16th
- ☞ May 21st
- ☞ June 18th
- ☞ July 16th
- ☞ August 20th
- ☞ September 17th
- ☞ October 15th
- ☞ November 19th
- ☞ December 17th

Incident weather phone number: (301) 474-5255. ☞

Wagons, Ho!

We had a turnout last month that was nothing short of phenomenal! 'Course, that's not surprising, considering that it was our annual "**Stuff Yer Face**" Christmas party. Thanks to everyone who brought food or assisted in some way to make this annual event such a success!

Dirk Johnson showed up as promised, delivering calendars to all good boys (*and girls?*) who paid for 'em last month.


This month's issue begins the **Model Buffet Station Wagon** theme.

Thanks, Matt!

We have a **comprehensive review** of the **Polar Lights 1964 GTO**, as well as some behind the scenes info on measuring the car used for the model. **Thanks, Ron!**

Photos from a **fire at a Ferrari dealer** may cause

some of you to lose your lunches.



The raffle yielded **\$101.00** (plus **\$135.00** from the box), not to mention an

anonymous \$50.00 donation! Kudos to the following: **Brad, Ron Bradley, Mike Brown, Steve M. Buter, Bob Foster, Ron Hamilton, Rich Meany, Tim Powers, Rich Wilson, and Replicas & Miniatures Company of MD.** ☞

2005 Z06 Corvette Flap!

You've seen spy shots of the **2005 Z06 Corvette** in the December newsletter. Well, the whole story just got better. How? Read on!

Seems as though a Houston-based software consultant by the name of Paul K. (*and a C5 Z06 owner*) stumbled across a reasonably clear photo and specifications of the new Z06. He went to

Z06Vette.com to see if this was fact or fiction. Within a few hours, the specs started showing up on other Corvette enthusiast websites such as digitalcorvettes.com, vette-net.com, corvette-forum.com, gminsi-denews.com, and corvetteconti.com.

Approximately 24 hours after posting the photo and specs, General

Motors contacted several website administrators to demand removal of its 'property' from their websites! Apparently, the photos and specs were genuine!

It's not over yet, though. Five days after the original post, two unfamiliar men showed up at the guy's house in Texas. They were GM

(Continued on page 8)

MAMA Sez is the official monthly publication of the Maryland Automotive Modelers Association. All rights reserved. Articles as attributed by author and source, and may be reprinted with proper credit given. Opinions expressed are those of nobody of any importance. Any correspondence or contributions should be sent to: Timothy Sickie, 15905 Ark Court, Bowie, Maryland 20716.

1964 Pontiac GTO

[Polar Lights Model Kit #6400; 1/25th scale, 81 Pieces and Decals; New Tool]

The 1964 Pontiac GTO 2-door hardtop is the second in the Polar Lights' "**Great American Rides**" series of 1960's muscle car kits, which are pre-painted, snap together, and reasonably well detailed. The first kit of this series was, of course, the 1965 Dodge Coronet 500 2-door hardtop, which had not been produced as a model kit since 1965. The modeling community had been clamoring for a new tool, or a re-release of the Coronet for several years, as unbuilt original examples of the car were valued at several hundred dollars. Built-ups of this kit in various condition, as well as resin copies of the kit were fairly pricey too. When this kit was announced by Polar Lights, this time as a new tool, the modeling community was overjoyed, and for the most part when the kit was finally made available for us to build. Now, the second kit in the series has been released, the 1964 GTO. The marketing situation surrounding this kit is different, as there is a readily available kit of a 1964 Pontiac GTO from a rival manufacturer (Revell). The question is, would an additional kit of a particular car be a success in the marketplace? The answer is yes, but only if there are substantial benefits in the new kit over the existing kit.

This kit consists of 81 pieces, and decals, which is of snap together construction, and in my opinion, very crisp, representing

the real car very well. Let's take a look at it.

The **engine** is a simplified Pontiac V8, with two building versions, the first of which is the **389 cubic**

inch, 348 horsepower with three two-barrel carburetors for the Replica Stock version of the car. The second version is a **421 cubic inch "Super Duty,"** with **two four-barrel carbs**, and **optional finned valve covers** for a Street Machine/Drag version. The basic engine block and accessories are molded in a color that is a very good representation of "**Pontiac Engine Blue**," as well as chrome and black. Once assembled, and detail painted, either version represents the subject matter well.

The **nine-piece chassis assembly** consists of a separate frame, floorboards, separate dual exhausts with the optional "**Splitter**" exhaust tips, coil springs for the rear suspension, fuel tank, and simplified front and rear suspensions, molded in black and very well done.

There are **two sets of wheels**, first of which is the factory optional wire wheel covers with separate two prong "**knock-off**" **spinners** for the Replica Stock version, mounting on a set of "no name" blackwall tires. The second set of wheels are **M/T Rader**



wheels, which were popular in the 1960's, and not commonly rendered in kit form. These wheels are primarily for either the "Street Machine" or "Drag" building version, in that there is also a set of "**Cheater**" **slicks** for the rear wheels. Both sets of wheels and tires represent the subject well, except that there are no "tampo-printed," or decal-based white walls or red lines, which were the only tire choices on a new GTO.

The **body** of this kit is pre-painted in one of four colors, as follows:

- Red, which is a very close approximation of 1964 Pontiac **Grenadier Red**
- Gold, which is supposed to represent 1964 Pontiac **Singapore Gold**
- Aqua, which is supposed to represent 1964 Pontiac **Gulfstream Aqua**
- Pearl White, which is not a Factory Stock color

The paint is very smooth, and responds well to a polish and wax job. The "**chrome trim**" is represented by silver tampo paint, and

(Continued on page 3)

GTO (contd)

(Continued from page 2)

can be left as is, or foiled over. The “**GTO**” crests and emblems are represented by decals, and not engraved on the body. The body itself is extremely well proportioned, and captures the look of the car better than any model kit of a 1964 GTO I have ever seen. **Period.** The proper body panel separation lines are there. The mold lines are very well hidden, and the separate hood and glass fit perfectly. If you desire a color other than the pre-painted ones, the paint can be removed by submerging the model in 91% rubbing alcohol.

The **interior “tub”** consists of a floorboard, rear seat/package tray, and front inner fenders/battery/windshield washer jar, which are molded as a single unit. The dashboard, firewall, side-panels, front

bucket seats, console, shifter, and steering wheel/column are all separate pieces. The interior is molded in an “**off-white**” color approximating the “**Parchment**” interior color pretty well. The dash top pad, floor, and inner fender unit should be painted black for accuracy.

Overall, is this a good kit? **Definitely!** It surpasses its’ rival from Revell in the following categories: 1/25th scale vs. 1/24th scale, and overall body shape. The Revell kit is not pre-painted, but can be built as either a sedan or a hardtop, has a few better detail features such as separate head and tail light lenses, and its basic design is better suited for super detailing. There is also a dedicated aftermarket photoetch detailing set for it.

Even though it is very simplified and designed for the less experienced builder, the Polar Lights kit went together extremely well,

and looked quite good once built. I know, because I built one in one day and that included polishing out the paint, foiling the chrome, and detail painting the various assemblies. I used very little glue (*my choice*) in building this kit, and I am quite satisfied with the end result. I recommend this kit wholeheartedly, and I thank the people who conceived, designed, and marketed this kit.

By: Ron Hamilton

P.S. I understand Polar Lights’ parent company has been acquired and absorbed into another large model company, RC2. In my opinion, Polar Lights was headed in the right direction when it came to catering to the modeling community, and it would be in RC2’s best interest to allow that division to continue in its path of introducing new modeling subjects. 🚗



Polar Lights' 1964 GTO "Scoop"!

For anybody who is unaware at this point in time, **John Mueller**, a former *AMT* employee was responsible for the *Polar Lights' 1965 Dodge Coronet* as well as the recently released *1964 GTO hardtop* (and upcoming convertibles!).

Shown below is a small portion of the multitude of photos (perhaps 200 of the hardtop, and again as many for the upcoming convertible!) taken before John and the gang worked their 'magic' to create the 'real thing' (in 1/25th

scale, of course!).

The real car is owned by Jeff Bond of Alton, Michigan. Jeff provided the pics to Tom Carter.

You see that striped measuring stick laid out across parts of the car? Every stripe is one inch, makes it very easy to judge dimensions.

John took pics of those cars at every conceivable angle, to show not only shape, but also contour as well, and there are lots of subtle contours on a 1964 Goat.

A close friend of the Johnny

Lightning/Polar Lights team did likewise for the 389 V8, finding one on an engine stand, taking the same kinds of pics of it for the project, complete with measurements.

No wonder we should think of **John Mueller** as the "*Godfather of Model Car Kits!*"

Thanks to John Mueller and the Polar Lights' gang for the kit, Tom Carter (*Hobby Heaven message board*), Matt Guilfoyle, and Art Anderson for the 'inside scoop!' 📸



LOOK

Those exotic lovers among you (esp. you, Brad!) with weak stomachs may want to turn away. I got these

photos of an *ugly Ferrari dealer fire* from the Internet.

Among the casualties were *three Ferrari F40s, two Lamborghini Gallardos, three Ferrari 360 Spiders, five Ferrari 360 Modenas, one Ferrari 360 Chal-*

lenge Stradale, two Ferrari 550s, one Ferrari 575, three Maserati 4200 GTs, one Maserati Spyder, one Maserati Quattroporte, five Ferrari 355s, and some other non production models and oldtimers. Whatta cryin' shame! 🚗



Before...



...and After!!!



This 'n That

Flash! RC2 (a.k.a. **ERTL**) has, in one fell swoop, **announced two new kits**, and then placed the release of one of them into doubt! Recently announced kits include the **2005 Chrysler 300**, the **2005 Dodge Magnum**, along with a **1965 Mustang modified**, **1936 Plymouth modified**, **1937 Chevy modified**, and the **Pirahna** (bound to make some modelers happy)! The jury is currently out as to whether or not we'll see the Chrysler and Magnum, though (and they may or may not be stock, in the best 'Dubbed' tradition!)...**Terrific News! RC2** has decided to go ahead with the **Polar Lights 2005 Ford GT** and it's scheduled for a May release! Thanks to Tom Carter and the HHMB...**New Japanese stuff!** It didn't take Nostradamus to predict **Tamiya** would offer a **Rally Japan 2004 version** of their great **Subaru Impreza WRC kit** (no. 24276) to memorialize the first ever running of this rally and the win by **Petter**



Solberg. The curbside kit is molded in blue and includes decals for Solberg's No. 1 car. Tamiya has apparently been clued in to the growing model car aftermarket, as they are now offering photo-etch sets for some of their new releases. Their **"Detail Up Parts" series** offers p/e for the Impreza WRC 2004 kit (no. 12601) which includes tire stencil, disc brake rotors, and various screens and small doodads.

Tamiya's new **Xanavi Nismo Z** (full race version of the Nissan 350Z to you and me) in 1/24th scale looks savage. The kit (no. 24277) replicates the 2004 JGTC championship winning car. The kit includes a pre-painted diecast panel to add more weight to the built model (a trend to appease diecast

lovers I hope doesn't last), decals for two versions, p/e parts and nylon mesh for screens. Also available from Tamiya is the **Detail Up p/e set** (no. 12602). One has to question the thought process behind the decision by **Fujimi** to create two new 1/24th scale curbside versions of the venerable **BMC Mini** with the fabulous Tamiya kits that have been available for years. The **Rover Mini 1.3i** (kit no. 12219) is molded in dark green and comes with aluminum rims. The second version is the **Rover Mini Vintage** (kit no. 12220), which is molded in red and also has aluminum rims. It




also features two decal sheets which include stripes, John Cooper signatures and British flag for the roof. Personally, although I like the subject matter, it's been done better and the development funds would have been better spent elsewhere. You can find these kits through your local

hobby vendor, **Hobby Link Japan** (<http://www.hlj.com/>), or my personal favorite, **Media Mix Hobbies** (<http://www.mediamixhobby.com.sg/>).

Thanks to **Matt G.** for da scoop...**Late-breaking News! MAMA Prez Lyle Willits** is **FINALLY** gonna be a **Grandpop!!!!** To hear him tell it, that boy of his (**Darian**,

(Continued on page 7)



T 'n T (contd)

(Continued from page 6)

now 31) figured it out. The baby is due in July. Guess he can kiss all of his future money goodbye...

Get well, Tony! I heard that **CPMCC member Tony Shanko** recently took a **nasty fall**, requiring a **hospital visit**. Tony is at home by now, and if you wish to call or send get well wishes, you may do so at the following address: Tony Shanko, 820 Sage Hill Drive, Red Lion, PA. 17356, (717)840-1641, tonydi@suscom.net. Thanks to Matt G. for the scoop...

More New/Reissued Stuff! According to **Tom Carter** and the **Hobby Heaven message board**, These are being produced exclusively for **Stevens International** (the same folks who are instrumental in bringing us the Trumpeter kits): **AMT American LaFrance Pumper**, **AMT Ameri-**



can LaFrance Ladder Chief, and **AMT American LaFrance Aero Chief** (all slated for a June release)...**More New Revell** (of Germany) **Stuff!** The following kits are scheduled for release by RoG between May and December: **Corvette C6** (#073768), **Kenworth W100 Aerodyne** (#07546), **Tanker Trailer** (#07554, all 1/25th scale), **Ferrari GTO** (#07371), **BMW Z8 Alpina Roadster V8** (#07371), **McLaren-Mercedes MP4-19B** (#07241), **Volvo VN 670** (#07534, all 1/24th scale), and a **Honda RC211V Tem Pramac Pons 2003** (#07936), **Yamaha M1** (Valentino Rossi) **2004** (#07930, both 1/9th scale). **Gonna be a banner kit year.** (Thanks to the Washington Times, autoweek.com, and other Internet sources for this insanity!)



Z06 (contd)

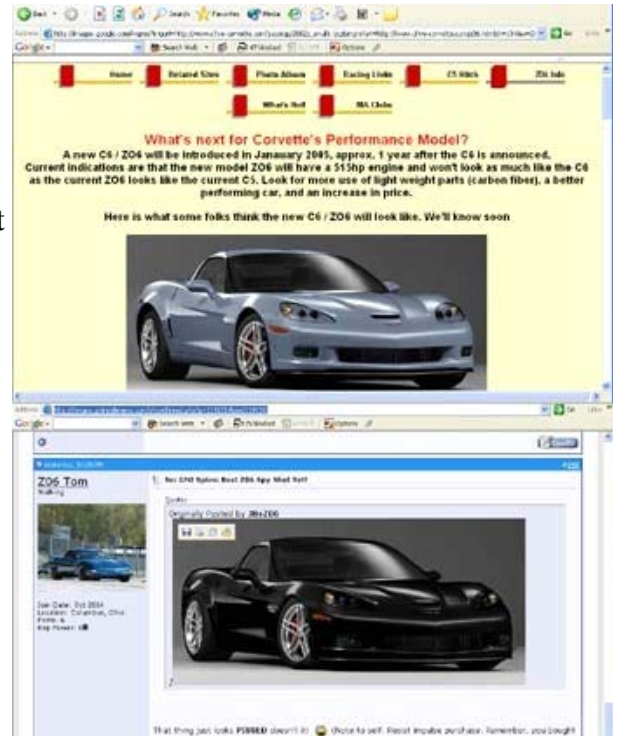
(Continued from page 1)

reps, working for *Securitas Security Services* (GM's security firm), and demanded to know how he had come into possession of GM's copyrighted photo. One of the men told him, "GM has millions of dollars at its disposal, and we will not be afraid to prove a point."

Apparently, GM had an embargo on the information, meaning that the press (i.e., automotive magazines) would not release this information to readers before a certain date. GM's director of

global auto shows (and pre-Z06 launch info) claims that they only wanted to speak with Paul K. (who has retained a lawyer) to try to figure out who leaked this info (yeah, right!). Looks like Securitas has no security, and may be out of a job!

For full info on GM's Corvette, go to the Corvette museum website (<http://www.corvettemuseum.com/specs/2006/>) (and be careful about posting spy photos – you never know who is watching!) ☹



A new company...

Retro
HOBBY™




presents...

FLASHBACK™

Special Edition Model Kit Reissue Program

Coming Soon - Early 2005!
VERY Limited Production!

Excellent pricing to be announced...



Ed Roth Mail Box Chopper

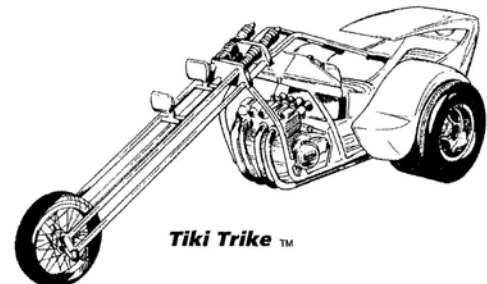


Milk Trike™

1/25
TRICK
TRIKE
Series



Taco Trike™



Tiki Trike™

Web site goes live December 1st! WWW.RETROHOBBY.COM

For preorders, contact: Retro Hobby, Inc., 560 Peel Street, Woodstock, Ontario N4S 1K4 Canada

After October 21st, you can email... retro@retrohobby.com **Or call...** (519) 533-1915. **Fax us at...** (519) 533-1547.

★ **YOU WON'T BELIEVE WHAT ELSE WE HAVE IN STORE FOR YOU!** ★

Model Buffet

Station wagons used to be thought of as family haulers, which were eventually replaced by minivans. Lately, the station wagon is making a comeback of sorts (*witness the new Dodge Magnum, and SRT8*). Now, however, they are known by their older owners as ‘*longroof sedans*,’ and are tastefully modified for long distance comfort and cruising. Join me in examining the increasingly popular scale station, er ‘*longroof sedan*’ market!

For something **REALLY** different, you can check out what’s offered by **Scale Kraft**, 404 Alexander Hill, Milner Road, Tamboerskloof, Cape Town, 8001, South Africa (<http://www.scalekraft.co.za/>). Owner Guido Fiuew has some unique transkits, including several variants for the **Tamiya Mini** (1967 Mini Steel Traveler and 1967 Mini woody Countryman). He also has a neat



LWB Mini Countryman

1959 VW Beutler wagon in his inventory.



1959 VW Beutler wagon

Bob Jones (pacman54@webtz.net), P.O. Box 1115, Benson, AZ 85602, sells a few resin station wagons, not only on ebay, but direct as well. How about a **1961 Corvair Lakewood wagon**, **1984 Chevy Suburban**, **1940 Ford Woody** (which uses the AMT 1940 as donor), and a **1957 Oldsmobile Fiesta wagon**?



1961 Corvair Lakewood wagon

Hendrix Manufacturing, P.O. Box 1937 – Pioneer Station, St. Paul, MN 55101-0937, has a nice selection of wagon transkits avail-



1959 Chevrolet wagon

able, including a **1949 Mercury Woody**, **1956 Ford wagon**, **1959 Chevrolet 2 door wagon**, and **1960 Chevrolet wagon**. All these and more can be obtained through **Hobbies Plus**, (651) 778-1550, 1536 White Bear Avenue, St. Paul, MN 55106.



1960 Chevy wagon



1949 Mercury Woody

A special thank you goes out to **Dave Lindsay** at **SocalCarCulture.com** (<http://socalcarmculture.com/>) for some of these photos. He has an awesome website—check it out! And let’s not forget **Matt Guilfoyle**, for his constant hard work at bringing this column to the membership. If you find something, send it along to me! 📧

ERTL Stuff!



Upcoming ERTL "Buyer's Choice" program 1936 Plymouth and 1937 Chevy modifieds. What else is lurking at ERTL awaiting release?!



Lawnmower Man!

It wasn't exactly the perfect getaway vehicle. A man took off on a *lawnmower* in Dover, New Hampshire recently, moments after he allegedly threw two molotov cocktails at his ex-girlfriend's apartment building, police said. He was arrested Saturday night after a *brief, slow-speed chase*.

Police said the homemade bombs—two glass Budweiser bottles filled with gasoline and plugged with rags—did not burst



into flames. One of them shattered, spilling gas and sending fumes into nearby apartments. Two residents were treated for breathing problems.

Steve Coleman, 37, was arraigned in Dover District Court on Monday on charges of criminal trespass, attempted arson, and resisting arrest, a misdemeanor.

He could face up to 31 years in jail if convicted on all charges.

At one point during the chase, Coleman "turned around and looked directly at (*a police cruiser*)," Dover prosecutor

George Wattendorf wrote in an affidavit. "Coleman appeared calm as he was smoking a cigarette."

Police eventually got out of their cars and walked toward Coleman. He turned himself in. Coleman said he was coming from a convenience store. 🚗

"Blast From the Past"



Powered by a blown, fuel-injected, fuel-burning 196 cu. in., Chrysler based, AMT's fantastic Piranha has screamed through the traps in 8.10s and 196.60 mph! Now you can build the Piranha in 1/25th Scale, complete in every detail! See this fantastic funny car kit at your favorite hobby or variety store today! And

watch for the world's fastest funny car at the drag strip in your area...COMING SOON.

* Look for AMT's other great funny car kits, including the new Chevy II, the Barracuda, the Chevelle and the Mustang.



AMT CORPORATION

1225 EAST MAPLE ROAD • TROY, MICHIGAN

The World's Largest Model Car Manufacturer



More New Stuff!

Looks like we're gonna get more *new Model King stuff* before it is all said and done!

Dave has announced a **1965**

Mustang, both as a modified and an F/X car in Dick Brannan markings, the "Two Much!" twin-engined dragster, Phil Bonner's "Daddy Warbucks" '65 Falcon A/FX car, '67 Cyclone Funny Car,

"Georgia Shaker" '65 Falcon Funny Car, "Boss Nova" '63 Nova wagon funny car, the Rankin Ford "Wild Child" 1965 A/FX Falcon, the "Funnier Farmer" '63 Tempest, and on and on! Thanks, Dave! 🚗



Musclecar Racing Action!



MAMA member Charlie Magers at 75-80 Dragway last Summer, on his way to a 13-second timeslip!

This is the newsletter of the
Maryland Automotive Modelers
Association

Upcoming GTO Super Stocker!


Chapter Contact:

Timothy Sickle
15905 Ark Court
Bowie, Maryland 20716
Phone: 301-249-3830
Email: gtoguy@verizon.net

MAMA's BoyZ do it in scale!

"New" Stuff this month:

- ERTL 1972 GTO Street Custom
- Model King 1963 Tempest
- Model King Hubert Platt Falcon
- Model King Boss Wagon
- Revell 1966 Chevelle wagon
- Revell Acura RSX Type S (metal body)
- Revell Subaru Impreza WRX (metal body)
- Revell "Psycho Bigfoot" monster truck (metal body)
- Revell "Blue Thunder" March 83G slot car
- Revell Greenwood LeMans slot car (special edition)



We're on the web!
<http://www.toadmail.com/~mama/>, or
<http://www.mamasboyz.org/>

Classifieds

FOR SALE—Reference material! Weekly *Winston Cup Scene* newspapers (several years worth), available by year or lot. Contact Tim Sickle, at (301) 249-3830, or see me at a meeting.

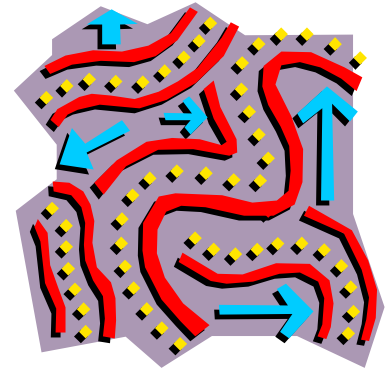
WANTED—Tamiya 1/20th scale Porsche 935 in either *Kremer* or *Martini* markings. Contact Frank Knapik at (301) 340-2837 📞

You're Invited! We have been invited to the *Philly Guys club meeting* upstairs at Jenkintown Hobbies on **Saturday, February 26th**. They hope to have members from the following clubs: *The Jersey Shore Model Car Club, The Tri State Club, Silent Traffic, and CPMCC. See you there!*

Directions

From the Baltimore Beltway (RT 695): Take Exit 7, Route 295 (Baltimore-Washington Parkway) south towards Washington approx. 18 miles to Route 193 (Greenbelt Road), and exit. When on the off-ramp, stay to the right and merge right onto Southway (see below).

From the Washington Beltway (RT 495/95): Take Exit 22 north, towards Baltimore. Stay in the right lane and take the first exit onto Route 193 (Greenbelt Road). When on the off-ramp, bear to the right and take Greenbelt road west, towards College Park. Stay in the right lane and immediately after passing over the Parkway, make a right (at the light) onto Southway (read on!)



Once on Southway: Go straight to the second (2nd) STOP sign. Make a left onto Crescent road. Go to the STOP sign and make a right into the parking lot behind the Greenbelt Library. Once in parking lot, look to the right. The large, white building is the Greenbelt Community Center. Enter building using the doors near fenced tot lot. The multi-purpose room is on the second floor. There is an elevator to the left of the entrance. 📞