



MAMA SEZ!

Volume 18, Issue 6

February, 2005



This is the newsletter of the **Maryland Automotive Modelers Association**

Good News / Bad News!	1
'66 Chevelle Wagon!	2
Futurliner Diecast!	4
'Drool Page'!	5
B-J Insanity!	8
Model Buffet	9
MAMA Invite	10
Charger Daytona R/T?!	10
2005 Dodge Boys!	12

2005 Meeting Schedule

Meetings are scheduled for the third Saturday of the month (*unless noted otherwise*). Do **NOT** assume meeting dates—confirm them with a club officer!

- 📅 January 15th
- 📅 February 19th
- 📅 March 12th (**2nd Saturday!**)
- 📅 April 16th
- 📅 May 21st
- 📅 June 18th
- 📅 July 16th
- 📅 August 20th
- 📅 September 17th
- 📅 October 15th
- 📅 November 19th
- 📅 December 17th

Incident weather phone number: (301) 474-5255. ☎️

Let's Go Racin'!

NNL East is fast approaching! Deals will be struck this month, and rides will be brokered. Don't miss it!

Happy Anniversary to long-time members *Harold and Susanne Bradford*, who observed the event in mid-January, while Birthday wishes went out to *my son Nick*, who celebrated his **25th birthday** at the meeting. He has, quite literally, grown up in the club!

I would be remiss if I

didn't apologize to *Dirk Johnson*, who, at our December Christmas extravaganza, dropped no less than **15 model car kits** onto the *raffle table!* **Thanks Dirk, and sorry for overlooking your magnanimous gesture!**

This month's issue is a continuation of the *Station Wagon Model Buffet* column. **Thanks, Matt!** We also have a comprehensive review of the *Revell California Wheels 1966 Chevelle*

station wagon, courtesy of **MAMA's Boy Ron Hamilton**. **Thanks, Ron!**

Don't forget to check out the **2006 Charger Daytona R/T** that was released in Daytona at Speedweeks this year.

The raffle yielded **\$66.00 (plus \$58.00 from the box)**. Kudos to the following: *Irv Arter, Brad, Ron Bradley, Joe Bush, Phil Ditch, Bob Foster, Ron Hamilton, Rich Meany, Charlie Magers, Gary McNutt, and Replicas & Miniatures Company of MD.*



Exotic Car Good & Bad News!

Good (!?)

Robert Lutz's dream of a **\$100,000 Caddy** might be closer to reality. GMs' vice chairman admitted recently that GM is actively pursuing a high-end, ultraluxury sedan that would sell for \$100,000+. A GM insider says Lutz asked Cadillac to create a business case, but the vehicle has not received ap-

proval. Another source familiar with future product says the vehicle likely will be built within "three or four years." A luxury Caddy has been a pet project of Lutz's ever since GM unveiled the **dramatic Cadillac Sixteen concept car** at last year's Detroit show. Lutz reiterated that GM will not build the Sixteen, which had a V-16 engine.

But other options exist, including a V-12 engine GM is developing.

Lexus Division unveiled the **\$100,000-plus flagship LF-A concept supercar** at the Detroit auto show. Execs say it is still under consideration, but when pressed, sources said it would likely appear in about three years. Toyota also

(Continued on page 8)

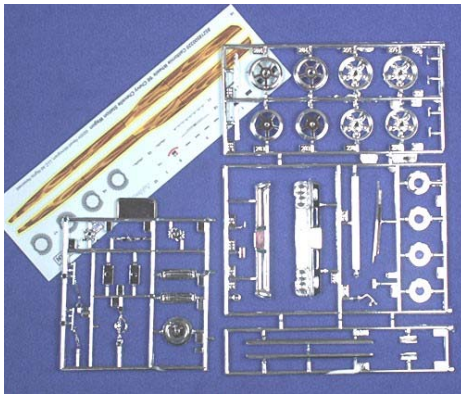
MAMA Sez is the official monthly publication of the Maryland Automotive Modelers Association. All rights reserved. Articles as attributed by author and source, and may be reprinted with proper credit given. Opinions expressed are those of nobody of any importance. Any correspondence or contributions should be sent to: Timothy Sickel, 15905 Ark Court, Bowie, Maryland 20716.

CA Wheels 1966 Chevelle Station Wagon

[Modified Reissue, 1/25th scale; 115 Pieces and Decals]

Here's the fifth mid-sixties GM "A" body cars we have seen from Revell, and the third based on the 1965 Chevrolet Chevelle SS396 tool, which is a very good basis. AMT did annual versions of the Chevelle Malibu wagon in 1964 and 1965, with multiple building versions. The '65 was recently available in the **"Buyers' Choice"** series of reissued vintage kits.

This kit from Revell is a more modern interpretation of the mid-sixties GM "A" body wagon, in both the assembly process, and overall look. The kit differs from AMT offerings in that it comes in



one building version, a Street Machine with a non-replica stock engine, hood, and wheel and tire combination. The kit shares its basic tooling with a previous offering from Revell, the **1966 Chevrolet El Camino**, which is good, because if you wanted to build a Replica Stock version of the car, most of the parts can be sourced from that kit. That is, if you can find it, because that kit has been out of the Revell line for a little while.

Engine Assembly: A 23-piece depiction of Chevrolet's 396 cubic inch V-8 engine with a 4-speed transmission. This assembly is easily one of the better versions of

the "big block" Chevrolet engines ever rendered in scale. It assembles easily, and has several parts not molded to the block, which will aid in any further detailing, with paint and detail parts for the "super detailers" out there.

NOTE: The power train combination in the kit was not a "Regular Production Option (RPO)" from the Chevrolet factory. In 1966, the Chevelle Malibu Station wagon was available with either a 230 cubic inch L-6 engine, or a "small block" V-8 engine of either 283 cubic inches with a 2-barrel carburetor, or

327 cubic inches with a 4-barrel carburetor. The 6-cylinder engine is available from the aftermarket in resin form from either **Replicas and Miniatures Company of MD**, or **Perry's Resin**.

An excellent source for a 327 V-8 engine to fit this kit can be found in either Revell's '63 Chevrolet Impala (4-speed transmission) or '64 Chevrolet Impala (Powerglide automatic transmission).



Interior Assembly: A 13-piece depiction of the 1966 Chevrolet Malibu bench seat interior. This assembly is well detailed, and builds into an excellent representation of the interior used in this model. It consists of a floorboard with the rear seat bottom and rear luggage compartment molded in, a two-piece front bench seat, a two-piece rear seat back, a two-piece dashboard, steering column, steering wheel with separate horn ring, side panels, and a floor shift. Decals are used to depict various detail items on the dashboard.

Firewall and Window Assembly: This eight-piece assembly

consists of a well-engraved, well-proportioned 1966 Chevrolet Chevelle Malibu station wagon body with the inner fenders molded in, separate glass, a rear

view mirror, dome light, and a separate heater unit/master cylinder mount. The body is beautiful,

(Continued on page 3)



Wagon (contd)

(Continued from page 2)

with the emblems being a bit on the faint side. Do yourself a favor, remove the emblems, use the kit supplied emblem decals, or purchase a *Model Car Garage photo-etch detail set* (specifically, MCG-2133) for detailed emblems.

Chassis Assembly: The five-piece chassis consists of a well-detailed floor pan with a pair of upper "A" arms, a spare tire well, and a steering shaft. The completed engine assembly mounts into the chassis at this time.

Exhaust Assembly: A separate dual exhaust assembly mounts onto the chassis.

REPLICA STOCK BUILDING NOTE: Whether a 6-cylinder or small block V-8 engine is used, this assembly must be modified in order to accommodate the engine.

Wheel and Suspension Assembly: This assembly consists of a set of 19" and 20" American 200S wheels and a corresponding set of tires, front and rear disc brakes, a simplified lowered front suspension and cross-member, and a well-detailed rear axle assembly. The front and rear suspension assemblies and springs, rear control arms and shock absorbers, and drive shaft mount at this time.

REPLICA STOCK BUILDING NOTE: The Revell 1966 El Camino kit has the Replica Stock tires, wheel covers, wheel backs, and stock height front suspension/crossmember. The Modelhaus has the correct dog-dish hubcaps and wheels for this car under the 1967

Chevrolet Camaro promo wheels (*non Indy pace car*). The center cap must be removed if one wants to mount them onto a wheel.

Engine Detail Assembly: This assembly consists of the brake master cylinder, heater hoses, upper and lower radiator hoses, a core support with radiator detail, a fan shroud, and a windshield washer jar.

REPLICA STOCK BUILDING NOTE: Obviously, the hoses must be modified for an alternative Replica-Stock power train.

Final Assembly: The final assembly consists of an "SS396" hood with chrome ornaments, chrome front trim, and separate hinges. Also included are the rocker panels, grille/bumper assembly with clear headlamp and parking light lenses (*you must paint the parking light lenses clear amber*), license plates, tail lamp bezels, clear tail/backup lamp lenses (*you must paint the tail lamps clear red*), tailgate handle, rear tailgate trim, windshield wipers, door handles, and a side view mirror. These items make the model look more complete, as the chrome items and clear lenses add quite a bit of detail.

REPLICA STOCK BUILDING NOTE: The Revell 1966 Chevrolet El Camino kit will yield the hood sans louvers if you wish to do a Replica Stock version.

All in all, I really love this kit, and cannot wait to start assembly. I built the 1966 El Camino from Revell, and was very satisfied

with the outcome. I have another 1966 El Camino kit from which to "rob" the Replica Stock parts in order to build such a version. I have been informed by a certain resin caster that a "*Replica Stock transkit*" is under development, and will soon be available for this kit. At the present time, the *Model Car Garage* has a photoetch set (MCG-2133) which is designed for the *Lindberg 1966 Chevrolet SS396*, which will provide the various emblems for this kit.

I highly recommend this kit for anyone who is interested in the subject matter, as I plan to buy several. It is well detailed, and will build into a beautiful model. Just remember the Replica Stock parts are not in the box.

By: Ron Hamilton

P.S. I can imagine this kits' possibilities. An enterprising modeler can create a "phantom" 1966 SS396 wagon, as well as a 1966, or 1967 Chevrolet, Pontiac, Olds, or Buick with the appropriate donor kits, and a lot of cutting, pasting and patience. Hmmm... where did I put that knife? 🗑️



Go for it!!

Large-Scale GM Futurliner Diecast!

Retro 1-2-3 lists on their website (<http://www.retro1-2-3.com/store/home.asp>) probably the biggest diecast ever produced—the 63-year-old 1953 **GM Futurliner!** Originally built in 1941, the 12 Futurliners were years ahead of their time when you consider that the automotive industry had just recently stopped designing cars with running boards. This imposing **1/12th scale model** is truly a work of art, showcasing all of the wonderful features that its real-life counterpart is noted for.

The all metal model created numerous headaches for modelmakers during the 7 month gestation period, but it was worth it in the



1:18 and 1:24 Scale Models Not Included



1:18 Scale Model Not Included...for Comparison Only

end. This officially licensed GM model is truly “one for the books.”

At almost **33” in length** and weighing **almost 42 pounds**, the GM Futurliner is by far one of the most complicated and detailed models built to date. It is so heavy, that it is most likely the first model ever produced that comes with lifting straps to assist in removing the model from its shipping box.

Standard Features

- Officially licensed, and limited to 325 numbered units
- Dual front tires
- Authentic 2-tone paint finish
- Authentic raised metal lettering

- (13) operable doors
- Handcrank raises/lowers roof-top lightbar

For those not familiar with this inherently unique piece of automotive history, I strongly urge you to check out the link below so that you can familiarize yourself with the entire history of the GM Futurliner.

While not cheap at **\$1,845.00**, I think you’ll agree that it is impressive, and guaranteed to be both limited and collectible by the manufacturer.

Check out the enclosed pics.


Curiosity aroused? Go to <http://www.futurliner.com/> for further info on the real thing! 🚗



'Drool' Page – Nuff Said!





Upcoming Polar Lights' 1964 GTO convertible (in Metallic Red), and 2004 GTO hardtop (in Impulse Blue Metallic), courtesy of Polar Lights, Art Anderson, and the HHMB.



Model King 1959 Imperial convertible/hardtop, flanked by building suggestions!

Upcoming Model King 1970 Bonneville convertible



Upcoming 1964 Comet Caliente



Upcoming Revell 2004 Impala Cop car

This 'n That

Let's start off this month's column with some **REALLY good news!** Long-distance MAMA's Boy Rik Hoving and his wife had a **healthy baby boy named Abe** on January 17th. Congrats to the happy parents...**Oops!** Last month I told y'all that **AMT/ERTL** wuz gonna release a **1965 Mustang modified**. My mistake! While it **IS** technically an **AMT/ERTL** kit, it's coming from **Model King**...**More Model King news!** It was recently announced on the **Hobby Heaven message board** (and at our last meeting) that Model King will work with RC2 to restore the **1959 Imperial** tool!! Apparently, the tool was missing the complete chrome tree, glass parts, tires and some small parts. Another thing is that this kit features a **separate hardtop**, as well as a **convertible top boot**, allowing it to be built either way. Dave is shooting for release some time this year. Thanks again, Dave...**New Goats Hittin' the Track!** GM recently tested its

new **Grand Am series Goat** at Homestead raceway. A two-car team should be in place to run the cars by mid-

season. Factory cars are expected to race in 2005, with customer cars available in 2006. Meanwhile, over in the **NHRA**, long-time GM campaigner **Warren "The Professor" Johnson**, is expected to have an all-new Jerry Haas-built Goat on-track by Gainesville in March. It is as-



sumed that the new Goat will be the car of choice for competition in 2005, replacing the highly successful Grand Am. Meanwhile, Pontiac will reportedly **cease production of the Bonneville** this Summer! They attempted to build excitement for the car with a **V8-powered GXP version**, but as soon as they announced the installation of the **5.3-liter V-8** in the **Grand Prix GXP**, I figured it wouldn't much longer...**Sunfire Extinguished?** GM will kill the **Pontiac Sunfire** in June, and Pontiac-GMC Marketing says there is no plan to replace it in the next 18 to 24 months. Pontiac has declined to sell a U.S. sister car to the **Chevrolet Cobalt**. It does sell a Cobalt sibling, the **Pursuit**, in Canada...**More and Bigger is Better, Right?**...**Porsche** now has a **500-horsepower version** of the **Cayenne sport wagon**, as well as a **bigger sunroof** to catch the blur of scenery through, that went on sale in December. A 2005 Cayenne

Turbo with the Tequipment package will have a suggested retail price of **\$110,015**, including an \$815 destination charge. A new option for all 2005 Cayennes is a **15-square-foot sunroof** that extends over the front and second row seats. The glass roof has three moveable sections and one fixed section. The front section acts as wind deflector, while sections over the front seats or rear seats can be opened

separately or together. The option will cost **\$3,900**. **Sounds kinda like the Caddy SRX, don't it?...** **Entry Level CTS?** Cadillac will offer a lower-priced entry-level version of the CTS sedan with a smaller engine for the 2005 model year. The division will replace the base model's 3.2-liter V6 (while lowering the price slightly) with a 2.8-liter V6. The decision was forced on Cadillac because the 3.2-liter V6 is going out of production. The 2.8-liter V6 will make 210 hp compared with 220 hp for the 3.2-liter V6. Anybody remember the **"entry level" Cadillac Cimarron?!?...** **"Excellent!"** The **1976 AMC Pacer** used in the

1992 movie **"Wayne's World"** was among the items recently sold by the **Volo Auto Museum** in Volo,



Ill. They auctioned off about 100 items, including 25 to 30 cars, from its collection in order to make room for new exhibits. Besides the robin's-egg blue Pacer with a "flame job" on the front fenders, the museum also sold a **1951 Studebaker** painted to portray a **Gotham City police car for the "Batman" movie series**, the **Gadget Mobile** from the movie **"Inspector Gadget,"** and a **wrecked 1970 Dodge Charger** used in 2001's **"The Fast and the Furious."** The asking price for the "Wayne's World" Pacer was only **\$15,000**. AMC Pacers originally had a sticker price of about \$3,500. One in excellent condition today will usually sell for about \$5,600, according to used car pric-

(Continued on page 7)

T 'n T (contd)

(Continued from page 6)

ing Web site Nadaguides.com. Check out the museum's Web site at volocars.com...**FORD** –

Found On Road Dead? Ford Motor Co. will **kill two** of its **priciest SUVs** after the 2005 model year.

Production of the **Ford Excursion**, the automaker's biggest SUV, is expected

to end in **September**.

A supplier source also confirmed the vehicle will be dropped from the lineup this year. **Lincoln Aviator** production will end in **July**. Lincoln will revive the nameplate with a car-based SUV in

2006. It will be derived from a modified Mazda6 platform. The truck-based Aviator hasn't met sales targets since it was introduced in late 2002. No comment from Ford...**xXx Rated!** The **Ford Cobra Concept car** gets its first starring role in a major motion picture when **xXx: State of the Union** opens April 29th. The spy movie culminates with a roarin' chase scene starring the **new Cobra**. Also not to be missed, **Ice Cube** drives a **hopped-up F-150**. (Ed. Note: I think there's also a... **gasp! customized GTO** in there, too)...**German Superstar!** German tuner **9ff** is claiming a **new top-speed world record for road-registered cars—241.1 mph (!)** set by 9ff boss Jan Fatthauer at the

wheel of the company's **Porsche 911 GT2-based 9F-V400**. The record, set in January at the Nardo test track in Italy, tops the **previous record of 240.1 mph** established in 1998 by Andy Wallace in a **McLaren F1**. The 9F-V400 runs a **twin-turbo 3.8-liter flat six-cylinder engine** that 9ff says produces **828 hp at 7200 rpm**. It is backed up by a **reinforced six-speed gearbox** running unique ratios and working through a new three-plate clutch, and a **heavily revised aerodynamic package**. Loads of **carbon fiber body parts** shaved its weight 271 pounds, to 2860 pounds. 9ff says it plans to build up to 20 cars, priced **north of \$400,000**...**SVT Job Opening?**

After 11 years with **SVT**, director **John Coletti, 55**, will retire at years' end. A **redesigned SVT Cobra** is due in 2006... **eBay Charger!** **Daimler-Chrysler AG** auctioned both an **autographed NASCAR 2006 Charger body shell** and the first **volume production street Charger** on eBay in early February. Auc-

tion proceeds benefitted the **Victory Junction Gang Camp** and **Salvation Army**. The race car shell helped to debut the **2006 Charger**, and will be autographed by **Richard Petty, Kasey Kane**, and **D-C AG CEO Dieter Zetsche**. Richard Petty will deliver the keys to the winning bidder of the production model at the Nextel Cup series race at Darlington Raceway on May 7th. Guess this kinda puts a crimp in **Rap star 50 Cent's** plans. He told the publisher of **Dub magazine** that he wanted to be the first on his block with one. It would have joined a **Chrysler 300** that Mr. Cent (*whose real name is Curtis Jackson*) bought last year. Last summer, **Rapper Snoop Dogg** left a message on Chrysler CEO Dieter Zetsche's voice mail asking how he could get one of the hot-selling sedans, too. While on the company, Daimler Chrysler is offering repairs or extended warranties to owners of a **million Dodge SUVs and pickups** because the vehicles' **upper ball joints may wear prematurely**.

The program is expected to cost more than **\$100 million**...

Macho Hummers?!

GM, humming along with its strategy to evolve and grow its tough-guy

Hummer brand, provided addi-

(Continued on page 10)



Hummer H3 – son of H2, grandson of H1?

Exotic (contd)

(Continued from page 1)

wants to promote its entry into Formula 1 racing, but this car would be too expensive for a Toyota badge, execs said. Toyota compares its performance to a 911 Turbo, Ferrari F430 or Aston Martin DB9. The engine would be a V8 or V10 (*no hybrids*) putting out about 500 hp. from less than 5 liters, depending on potential Formula 1 rule changes. In testing, cars have reached top speeds of around 200 mph at Toyota's Arizona proving ground.

Bad!

Chrysler has pulled the plug on the possibility of building the **ME Four-Twelve supercar**, first displayed at last year's Detroit show. D-C said it would build the **mid-engined, 6.0-liter, 850 hp AMG-built monster V12**, if a financial study proved the car could make money. That study was concluded last month, and, to no one's surprise, it found that the supercar would be 'way too expensive to make and market.

Ford Motor Co., meanwhile, is recalling its **\$140,000 Ford GT supercar** to repair a defect that could cause loss of control. Nearly 450 vehicles - all GTs built to date - are affected by a suspension

component problem that originated with a supplier. The component is subject to cracking because of a casting process error. If it cracks, it could cause the wheel to become unstable, and if it does so at high speed, obvious safety issue. The defect was discovered during a pre-delivery inspection of a single car. Ford has contacted owners and warned them not to drive the cars until the automaker determines how to fix the problem. Ford will pick them up. Remaining cars are at dealerships or the assembly site. Ford also told dealers not to allow test drives until their vehicles are repaired. **Save yer money gang!** 🍷

Barrett-Jackson Insanity!

1954 Olds F-88 GM concept car	\$3,240,000 (!)
1936 Chrysler Airflow Custom 2-door coupe	\$550,800
1936 Delahaye "Whatthethehay" Street rod	\$540,000
1953 Allard J2X LeMans factory lightweight	\$399,600
1965 Shelby 289 Cobra	\$388,800
1957 Chevy (<i>Coddington-built 'Chezoom'</i>)	\$372,600
1958 Corvette Retractable hardtop	\$340,200
1970 Hemi Cuda coupe	\$329,400
1970 SS454 (<i>LS6</i>) Chevelle convertible	\$324,000
1957 Mercedes-Benz 300SL roadster	\$324,000
1970 Hemi Superbird	\$307,800
2005 Ford GT	\$302,400
1932 Auburn Boat-tail Speedster	\$297,000
1953 Corvette convertible	\$297,000
2003 Corvette convertible	\$297,000
1970 Hemi Cuda hardtop	\$270,000

It never ceases to amaze me the amount of money flyin' around at B-J auctions of late, and this one was no exception. Listed here are some results gleaned from their website. Interesting cars that didn't make this list include: **'55 Mercedes-Benz 300 Gullwing "Recreation (a.k.a. clone?)"** (\$264,600), **'03 Aston-Martin AR 1 roadster** (\$248,400), **'63 Plymouth Belvedere Max Wedge 2-door post** (\$243,000), **'68 Shelby GT500KR convertible** (\$224,640), **'61 Chrysler 300-G convertible** (\$222,480), **Allard J2X roadster** (\$216,000), **'34 Chevy street rod** (\$216,000), **'68 Hemi Dart** (\$207,900), **'69 COPO Camaro** (\$201,960), **'70 Plymouth Cuda "Hemi Recreation (a.k.a. clone?)"** (\$164,160). It was entertaining, I guess, watching all this machinery purchased with **'OPM'—Other People's Money!!** 🍷


Model Buffet

We're a *loooong* way from being done with 'Longroof sedans,' gang. Read on to see what Matt has in store for us this month!

Lets start off with long-defunct *All American Models*. Proprietor *Art Anderson* had quite a variety to his lineup, which included two station wagons. First off was a **1949 Buick Estate wagon**, which, by looking at the enclosed photo, appears to be very complete. This wagon was joined by a **1989 Taurus wagon**, which consisted of a body and interior tub, relying, I assume on the Taurus police car and SHO from AMT for completion. Sadly, All American folded up long ago, so these are only available from swap meets, and possibly eBay.



1949 Buick Estate wagon



1989 Taurus wagon

Classic Reproductions (a.k.a. *Mini-Exotics*, http://www.rndunique.com/rnd_products.cfm?pi=2), also offers but one sta-

tion wagon at this point in time. It is a replica of the *Corvette Waldorf Nomad show car* (mastered by *Nick Whitlow*). It includes body, rear valance, interior floorpan, inner tailgate, inner side panels, seats, chassis, vacuform windows. It is designed for use with the AMT 1/25th scale '53 Corvette.



Next up is *Best Resin* (<http://www.bestresin.com/>). They are more limited than most, but offer a correct interior tub, dashboard, and steering wheel for the old *JoHan 1959 Rambler*.



Motor City Resin Casters (<http://www.motorcityresincasters.com/>) includes an interesting wagon in their inventory—a **1968 Plymouth Fury I**. By examining the photo, it would appear to include the body, hood, front and rear bumpers, tail-lights, and interior tub. Since most of the 'glass' is flat, this should pose no major obstacle.



Motor City Resin Casters' 1968 Plymouth Fury I wagon

Model Car World (<http://ourworld.cs.com/mcwautofinishes/index.html>) proprietor *Dave Dodge* has but one wagon currently in his line, but it's a beaut! It is a **1963 Tempest**, is a complete kit (excluding tires), and it can be built in one of two ways . *Choose yer poison!*



Tempest wagon. Stock, or...



...Drag!!

It is highly recommended that you double-check price and availability (*don't forget shipping and handling, too!*) prior to ordering.

A special thank you goes out to *Dave Lindsay* at *SocalCarCulture.com* (<http://socalcarculture.com/>) for some of these photos. He has an awesome website—check it out!

And let's not forget *Matt Guilfoyle*, for his constant hard work at bringing this column to the membership. If you find something, send it along to me! 🍷

2006 Charger Daytona R/T?! T n' T (contd)



Dodge Charger Daytona R/T (see allpar.com/cars/1x/dodge-charger.html)

After 27 years, the Dodge Charger returns to Daytona Speedway this month with the intro of the new limited-production **2006 Charger Daytona R/T** model.

It will be available in two colors—**Go ManGo!** a high-impact paint name returns in an updated metallic orange paint. It will be followed by another high-impact color later in the year—**Top Banana**.

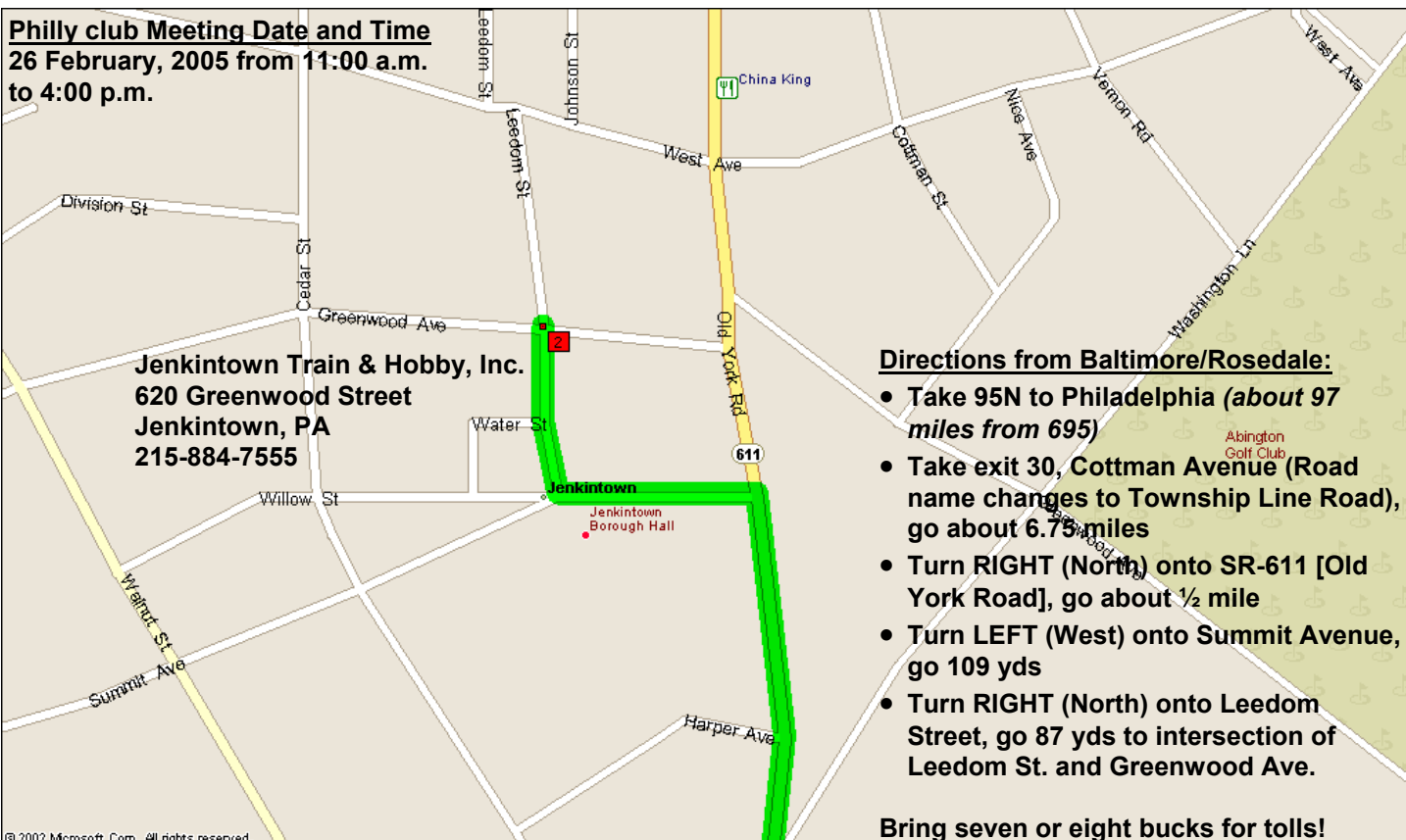
It will have an exclusive front fascia with chin spoiler and black honeycomb grille, black “Daytona” and “HEMI” decals, R/T badging, black decklid spoiler, bright dual-exhaust tips, and 18-inch ‘Dubs.’ The engine will feature a Hemi-orange cover, and 10 more horsepower. Heated power front seats, with body color accent stitching, and “Daytona” embroidery on the headrests will coddle occupants. 🚗

(Continued from page 7)

tional details about its upcoming **midsize H3** as well as a new off-road performance series for the brand dubbed **Alpha**. About the time the H3 is hitting the trails, Hummer will unveil its Alpha performance series. Launching in early ‘05, it will start with a treatment of the original H1, featuring a 6.6-liter Duramax Turbo Diesel mated to an Allison 1000 transmission as the vehicle’s main selling points. GM says the package will provide more power to stomp around the trails, along with improved emissions performance and fuel economy gains (*Thanks to the Washington Times, autoweek.com, and other Internet sources for this insanity!*) 🚗

MAMA's BoyZ Are all Invited!

Philly club Meeting Date and Time
26 February, 2005 from 11:00 a.m. to 4:00 p.m.



Jenkintown Train & Hobby, Inc.
620 Greenwood Street
Jenkintown, PA
215-884-7555

Directions from Baltimore/Rosedale:

- Take 95N to Philadelphia (about 97 miles from 695)
- Take exit 30, Cottman Avenue (Road name changes to Township Line Road), go about 6.75 miles
- Turn RIGHT (North) onto SR-611 [Old York Road], go about ½ mile
- Turn LEFT (West) onto Summit Avenue, go 109 yds
- Turn RIGHT (North) onto Leedom Street, go 87 yds to intersection of Leedom St. and Greenwood Ave.

Bring seven or eight bucks for tolls!



The
Tri-State Scale Model Car Club

Presents:

THE **19th** ANNUAL

NINL™
East

- MODEL CAR SHOW
- SCALE MARKETPLACE
- COTTAGE INDUSTRY EXPO

*This Year's
Theme:*

CLASS OF '55
The 50th Anniversary
of 1955



**Any Vehicle
Built in
1955!**



SUB-THEME:



TUNER CARS

SATURDAY, MARCH 19th, 2005
PARSIPPANY, N.J. USA

This is the newsletter of the
Maryland Automotive Modelers
Association

Chapter Contact:

Timothy Sickle
15905 Ark Court
Bowie, Maryland 20716
Phone: 301-249-3830
Email: gtoguy@verizon.net

MAMA's BoyZ do it in scale!

"New" Stuff this month:

- ERTL Bantam Blast
- ERTL 1969 Buick Riviera
- ERTL 'Trends' 1949 Merc
- ERTL 'Trends' 1957 Chevy
- ERTL 'Trends' 1962 Vette
- ERTL 'Trends' 1965 Ford Galaxie
- ERTL 'Trends' 1967 Chevy
- ERTL 'Trends' 1997 Mustang
- ERTL American Chopper Figures
- ERTL American Chopper 1/10 Miller Bike
- Polar Lights 1965 Coronet convert
- Polar Lights 1964 GTO convert

The Dodge Boys for 2005!!

With racing set to resume in the NASCAR Nextel Cup series tomorrow, expect to see a lot of the new Charger shown below. 🚗



We're on the web!

<http://www.toadmail.com/~mama/>, or
<http://www.mamasboyz.org/>

Classifieds

FOR SALE—Reference material! Weekly *Winston Cup Scene* newspapers (several years worth), available by year or lot. Contact Tim Sickle, at (301) 249-3830, or see me at a meeting.

WANTED—Tamiya 1/20th scale Porsche 935 in either *Kremer* or *Martini* markings. Contact Frank Knapik at (301) 340-2837 🚗

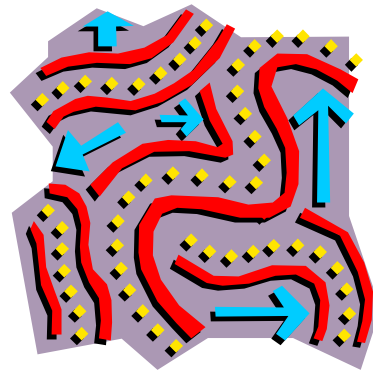
Flash! More New Kits Just In!

- 🚗 Model King Too Much Dragster
- 🚗 Hubert Platt Falcon
- 🚗 Boss Nova Wagon
- 🚗 Tamiya large scale Porsche 935
- 🚗 Hasagawa Kubelwagen
- 🚗 Assorted ERTL Trends kits 🚗

Directions

From the Baltimore Beltway (RT 695): Take Exit 7, Route 295 (Baltimore-Washington Parkway) south towards Washington approx. 18 miles to Route 193 (Greenbelt Road), and exit. When on the off-ramp, stay to the right and merge right onto Southway (see below).

From the Washington Beltway (RT 495/95): Take Exit 22 north, towards Baltimore. Stay in the right lane and take the first exit onto Route 193 (Greenbelt Road). When on the off-ramp, bear to the right and take Greenbelt road west towards College Park. Stay in the right lane and immediately after passing over the Parkway, make a right (at the light) onto Southway (read on!)



Once on Southway: Go straight to the second (2nd) STOP sign. Make a left onto Crescent road. Go to the STOP sign and make a right into the parking lot behind the Greenbelt Library. Once in parking lot, look to the right. The large, white building is the Greenbelt Community Center. Enter building using the doors near fenced tot lot. The multi-purpose room is on the second floor. There is an elevator to the left of the entrance. 🚗