

MARYLAND AUTOMOTIVE MODELERS ASSOCIATION

Volume 1, No. 3 June 1989


About 20 members attended the May meeting which was highlighted by a clinic entitled "Everything you ever wanted to know about decaling but were afraid to ask!" hosted by Harold Bradford. We're sure lookin' forward to seeing that "Alugard" 2+2 completed, Brad! (Did I hear someone mention a certain colorful camera equipment car?). There was also a slide show by your editor of highlights of the recently held BSLMCC #10 in Salt Lake. Congratulations to the winners! The May raffle raised \$77.00. The club would like to thank the raffle donors as shown below: Matt Guilfoyle, Vinny Tufano, Charlie Scheerer, David Lewis, Dave Roehrle, Pat Maphis, Harold Bradford & Replicas & Miniatures of Md. Thanks are again in order to Charlie Atkinson for the sodas and model raffle donations. Special thanks also go to:

Ron Ware
Your Hobby Center
425 E. Patapsco Ave.
Baltimore, Md. 21225
355-2446

Charlie Atkinson
Family Hobbies
5200 Leeds Ave.
Baltimore, Md. 21227
247-3239

Bill Henschen
Hobby World
575 Ritchie Hwy.
Severna Park, Md. 21146
544-8782

John Mauchamer
Wheels Hobby Shop
45 Waverly Dr., Unit D
Frederick, Md. 21701
698-9545



Jay Adams
Monogram Models
8601 Waukegan Rd.
Morton Grove, Ill. 60053


***** PLEASE NOTE! *****

For the June 10, July 15 & August 19 meetings, we will be in Room T-101. Should the picnic at Brad's (on June 10) be rained on, we will meet at the College and the Picnic will be held at Brad's on July 15. Starting in September and running thru December, we will be back in Room Q-305.

MAMA'S Boys

by: Tim Powers

Since this is the first interview, I thought I'd put myself under the gun so that when I call you, you'll know something about who you are talking to and hopefully you'll feel a little more comfortable. I am a 27-year old Analyst/Technical Writer for a computer services company, Analytics, which is located in



MARYLAND AUTOMOTIVE MODELERS ASSOCIATION

Columbia, Md. I'm currently living in a miniscule Pasadena, Md. apartment with my wife Dawn, until we can buy a house (We're hoping to buy in July!).

MAMA: Is your spouse supportive of your hobby?

Tim: Oh yeah. She never begrudges me buying a model or tools or paints. She does get a little bothered when the unbuilt kits start stacking up too much in the apartment, so I try to keep most of them at my parents house.

MAMA: Do you spend a lot of money on the hobby (for kits, supplies, tools, parts, etc.?)

Tim: Not really. Although I think the kits have gotten to the point where they are bordering on being ridiculously expensive, and the paint is the same way. I mean after the Faux oil and gas crises of the seventies, prices came back down a bit, but plastic and other Petroleum-based products didn't. They just kept on going up.

MAMA: How long have you been building model cars?

Tim: I think I started when I was about eight or nine. I wasn't allowed, naturally, at that time to use sharp knives or paint.

MAMA: What was the first model car kit you built?

Tim: I don't really remember the first one. The earliest model I clearly remember was a red 1/32 scale '57 Chevy Bel Air. At that time I couldn't paint them but I could use a butter knife to cut parts from the sprue.

MAMA: What sparked your interest in model cars? How did you get started?


Tim: I don't know, I've always liked cars. As a kid that was the only way to get one. Now it's the only way to get all the ones I want.

MAMA: How many built and unbuilt kits do you have in your collection?

Tim: I'd guess about 135 to 140 total.

MAMA: What kind of work area do you have? Is it dedicated to car models?

Tim: I'm currently working on my dinner table, so it's not dedicated to modeling. I have a denim backed piece of pressboard that I put on the table and I work on the board. I also have a red roll-away tool chest that I



MARYLAND AUTOMOTIVE MODELERS ASSOCIATION

keep my tools and paints in. I just roll it over to the table and I'm in business.

MAMA: Where do you do your painting?

Tim: I have to stand outside on the front walk of my apartment building. Rarely, I'll paint at my parents' house.

MAMA: What kinds of paints do you use?

Tim: Model spray enamels, and Automotive touch-up paints. I hope to get my airbrush and compressor going again when I have a house.

MAMA: What kind of special tools and equipment do you have?

Tim: Nothing out of the ordinary. I use a piece of glass for cutting straight edges on masking tape. I also use liquid masking, the traditional bent coat hanger paint stands, an old ashtray for wetting decals, rubber bands, clamps, tweezers, etc.

MAMA: Do you keep a big spare parts inventory for swapping?

Tim: I'm a pack rat like most modelers, so I keep every left over part.

MAMA: Do you use cottage industry products?

Tim: I'm just starting to get into them. I've only bought scale hoses, wiring and cables. I still have a Detail Master gift certificate from the contest back in February, I'm trying to decide what to get with it.

MAMA: Do you build other types of models? What kinds?

Tim: No, I tried things like ships, planes, military stuff and motorcycles when I was younger and didn't really get a kick out of them. Cars are it.

MAMA: What's your favorite type of model car to build?

Tim: I like street and bracket race cars and pickup trucks.

MAMA: What's your favorite scale to build in?

Tim: The "bi-scale" (1/24-1/25).

MAMA: Which is your favorite model company?


As far as the American kits, I lean towards ERTL these days. I really like the Fujimi and Tamiya the best for their quality. With their better casting, there's less tedious work to do.

MAMA: What older kits would you like to see reissued?

Tim: I'd really like to get some '70-'77 Camaros.


MAMA: What new subjects would you like to see produced?

Tim: Tamiya just released it—the '88 Countach Anniversary model.



MARYLAND AUTOMOTIVE MODELERS ASSOCIATION

- MAMA:** What do you like most about today's kits? The least?
- Tim:** What I like most is that modelers' opinions matter and that the quality of the new kits is really improved, especially the new ERTL kits of the last few years.
- MAMA:** What current projects are you working on? Future plans?
- Tim:** I'm finishing a 1/8 scale 'Vette for a friend, I'm starting a custom Datsun pickup, an '88 Silverado tractor puller and finishing a '29 Ford pickup. For the future a '33 Ford Turbo convertible.
- MAMA:** Do you subscribe to any model car magazines?
- Tim:** Yes, Scale Auto, the Blueprinter and Plastic Fanatic. I pick up Fine Scale Modeler every now and then too.
- MAMA:** What other hobbies are you involved in?
- Tim:** I collect coins, keys, business cards, and I hope to return to bracket racing about two seasons after I get a house.
- MAMA:** Do you have any tips, suggestions or advice to anyone just starting into car modeling?
- Tim:** Don't frustrate yourself and quit. If things aren't working, put it down and come back in a day or two. Ask for advice from everyone, non-modelers included, you might get some great ideas that way. And if you don't like the way a model came out, examine why you don't like it and do the next one better.
- MAMA:** What do you like most about MAMA? The least? Suggestions for improvement?
- Tim:** I like the fact that I finally have someone to talk to about models and I really enjoy the camaraderie that seems to have quickly developed. I also get a lot from the demonstrations and I especially appreciate the fantastic support we've gotten in the form of donations to the raffle. We'd be in trouble without them and I hope to begin donating items myself in a few months. And I can't forget Norman's generous donation of 10% of his sales at the meetings. I can't think of a thing that I don't like. As far as improvements I would like to see more of the members giving demonstrations-especially those, like me, who are awed by the big names in the club. Everyone can do something that others can learn to do, you might have an easier way to do stuff.



MARYLAND AUTOMOTIVE MODELERS ASSOCIATION

MAMA: Any further comments?

Tim: I realize this came out looking like a novel, so if it's too long--tell me! Or, if it needs to be longer, give me the questions you'd like to see asked. Well, either way you know me now and I'll be arranging interviews with you soon.

KIT REVIEWS


AMT/ERTL INDY CARS (Penske PC-17 #6880EO, 6881EO; March 88C #6713EO, 6751EO; and Lola T-8800 #6753EO, 6854EO) by Harold Bradford

This is a general overview of AMT's 3 new Indy car kits, Penske's PC-17, March's 88C and Lola's T8800. A more thorough review of the PC-17 will follow as soon as I can get one finished.

These are the first new Indy cars from anyone in 10 years, the last being AMT's PC-6's of 1979. They were certainly worth the wait. I've test fitted all of them and found nothing that doesn't fit as well as some of the best Japanese kits. The body panels especially are right on the money. The Penske has the side pod upper surfaces molded with the engine cover enabling display of the radiator and oil cooler detail. The body shapes on all three cars look accurate according to my references. Engine/Transaxle assemblies, exhaust/turbocharger systems, intake plenum units, etc. are all different for each car. A lot of fine detail is included, plus a lot of separate parts. Even the oil pump and pop off valves are separate pieces. A seat and driver figure (you must use one or the other), pedal assembly, shifter, instrument panel and more are provided for the cockpit and the windscreens are very well done also.

Instructions spell out part names and contain paint codes and some nice drawings on the back page. Decals are in perfect register. New tires have been done and are accurate with the Goodyear Eagle on both sides along with new 6 spoke wheels.


Again, AMT has done a great job on these, and if they are any indication, we're in for some very good things from them. I would especially like to thank John O'Neill who is not only out there but is also listening to us. Thanks!



MARYLAND AUTOMOTIVE MODELERS ASSOCIATION

BITS & PIECES

- * The club is currently in the process of pricing and ordering **Club jackets, shirts & hats**. Now, correct me if I'm wrong, but at the April meeting, the members in attendance decided upon light gray t-shirts (and polo shirts?) with a black outline and a yellow Merc, black caps with a silver-gray outline and yellow Merc, and black jackets with a silver-gray outline and a yellow Merc. Further info when it is available.
- * Thanks again go to **Matt Guilfoyle's better half** for the delicious cupcakes available at the May meeting. I managed to taste-test a few of them this time. According to our resident expert, Nick (who had at last count, 4 of them!) they were bad! (I think that's good, isn't it?).
- * Look for a clinic in the near future from our fearless leader, Norman on **clear plastic display case construction**.
- * For anyone interested, there is a **new car club** in northern Virginia. The **Car Addicts** meet the second Sunday of the month at 3 P.M. at 6511 10th street in Alexandria. To get there, from route 95, take exit 1 to route 1 north. Turn right at first lite on Franklin St., and go 3 blocks to the next lite and turn right on Washington St. Go about 1 mile on Washington St./ G.W. Parkway and turn right on Bellview Blvd. Make the third right onto 10th street. Look for building 6511 on the right. Meeting room is in the back of the building.
- * Thanks to **Harry and Chris Charon** for the sheet styrene and to **Dave Lewis** for the tires.
- * It seems as though congratulations are to be extended to a MAMA club member. It seems as though one, **Pat Maphis** on his recent visit to Salt Lake, set a new speed record in AA/SC (Street Coupe) with a two way average of 100 MPH at **Bonneville Salt Flats** in a 1969 Pontiac Grand Prix. I guess when Pontiac says, "**We build Excitement!**" Pat really takes them at their word!



MARYLAND AUTOMOTIVE MODELERS ASSOCIATION

CLASSIFIEDS

WANTED- Any pictures and/or articles relating to the Corvette Indy. Contact Norman Veber at 768-3648.

WANTED- 1989 Revell catalog, original issue of "Bigfoot" by AMT. Contact Tim Sickle at 249-3830.

Anyone having an item for the Newsletter whether it is a Bit, a Piece or even a Classified, it can be included in the Newsletter by contacting one of the individuals listed below:

Timothy C. Sickle
15905 Ark Court
Bowie, Maryland 20716
(301)249-3830

Norman F. Veber
7479-D Furnace Branch Road
Glen Burnie, Maryland 21061
(301)768-3648

