


# MARYLAND AUTOMOTIVE MODELERS ASSOCIATION

Volume 2, No. 6 Sept 1989

Editor: Tim Sickle



Hey Larry!

Before we begin, for those of you unaware of the significance of the month of September, the club has been in existence for an entire year! I would like to personally thank Norm (as I'm sure we all would!) for making this all possible. I've tremendously enjoyed our first year and look forward to many more!

About 25 members attended the August meeting which was highlighted by two clinics, one of which was presented by Tim Powers on painting plastic to simulate wood, and the other was presented by Norman Veber on construction of Plexiglas display cases. Thank you gentlemen! The meeting was also highlighted by an impromptu long distance award recognition to our West German Correspondent, Oliver Daniel (Editor's note: Your fearless editor's pen pal!). We arrived "fashionably" late because I had to drag him (kicking & screaming!) from a car show near my home. When we finally arrived, he thoroughly enjoyed himself. Oliver has asked me to take this opportunity to thank the club for helping to make his visit truly memorable. I wish to echo those sentiments. We all made him feel at home considering just how far from home he really was!

The August raffle raised about \$57.00. The club would like to thank the raffle donors as shown below: Pat Maphis, Larry Boothe, Dave & Karen Roehrl, Harold Bradford, Charlie Scheerer, Tim Sickle & Replicas & Miniatures Co. of Md. Special thanks also go to Jay Adams at Monogram for the 1/12 scale F-40 as well as:

Jay Adams

Monogram Models

8601 Waukegan Road


Morton Grove, Ill. 60053

Charlie Atkinson

Family Hobbies

5200 Leeds Avenue

Baltimore, Md. 21227



7101 "HOT ROD" STONE, WOODS, & COOK WILLYS COUPE, 1/25 SCALE.

Bob Johnson

Revell, Inc.

636 North 3rd Avenue

Des Plaines, Ill. 60053

John Mauchamer


Wheels Hobby Shop

45 Waverly Drive, Unit 0

Frederick, Md. 21701

\*\*\*\*\* PLEASE NOTE !\*\*\*\*\*

We will be meeting in room Q-305 for the months of October, November & December.



## MARYLAND AUTOMOTIVE MODELERS ASSOCIATION

### Open letter to Hobby Shop Owners:

Any Hobby Shop Owner who so desires to support our club with donations of kits to be used in our monthly raffle are most welcome to do so. If you do donate a kit, please attach a business card to the kit. This way, the lucky recipient knows where the kit came from and where your shop is located for future visits. In return, the club will acknowledge any contributions by listing the Hobby Shop, address, phone number and owner's name in our newsletter. Obviously, Hobby Shops are very important to us and we try to patronize them. As such, we will make an extra effort to patronize any Hobby Shop which supports our group with donations. Anyone interested in making a donation may contact the President, Norman Veber, or the Club Secretary, Timothy Sickle. Their respective addresses may be found at the end of this newsletter. In closing, I would like to thank those Hobby Shops who have helped us during the past year, and look forward to their continued support as well as any others so inclined.

MAMA's Boys

\*\*\*\*\*


by: Tim Powers

MAMA's Secretary, Tim Sickle, spent a rare, relaxed moment between working, doing various home improvement projects, single-handedly publishing our club newsletter, turning his slides the right way around and building a model or two, to fill out one of our probing questionnaires.

The 37 year old Senior Draftsman, his wife of 11 years, Debbie, and their 9 year old son Nick (who's that?) live in Bowie, Maryland where Tim seems sentenced to spend more time doing home improvements than modeling. Tim says now that he's finished his new deck, he can take a break, relax, enjoy his house and spend some quality time building model cars (does Debbie know about this?). Tim says he is "currently" employed at Micros Systems, Inc. in Beltsville, Maryland.

**MAMA:** Is Debbie supportive of your hobby?

**Tim:** Most definitely. She knows that building model cars is one of the few "vices" in my life which I enjoy and she indulges me accordingly. Many years ago she would complain that I bought many more models than I could ever build in my lifetime. "You could open your own Hobby Shop!" she would tell me. My justification was



## MARYLAND AUTOMOTIVE MODELERS ASSOCIATION

that I bought them when they were readily available, to be built at my leisure. She finally gave up and quit complaining about my ever-increasing collection because her words fell on seemingly deaf ears. Now, she much more easily accepts my "addiction" seeing the satisfaction I derive from my involvement with the club.

**MAMA:** Do you spend a lot of money on the hobby?

**Tim:** Definitely! Being the incurable car nut that I am, my collection contains anything from a 1930 Model A Coupe to the "Miller" & "Castrol GTX" Olds Cutlass funny cars (and everything in between!). I find it very hard to specialize in a certain area (race cars, Ferraris, etc.), so I have a little of everything. Accordingly, I spend more for supplies (paint, wiring, foil, etc.)..

**MAMA:** How long have you been building model cars?

**Tim:** Off and on for about 25 plus years.

**MAMA:** What was the first model car kit you built?

**Tim:** I seem to recall a 1960 Ford hardtop. My dad bought it for me and was going to help me with it when he returned from a business trip. Well, I couldn't wait so I brush, painted it and assembled it while he was gone. He was rather surprised when he got home and found it built!


**MAMA:** What sparked your interest in model cars? How did you get started?

**Tim:** My mom tells me that from the tender age of 1 1/2-2 years old (just learning to talk!) that I could name any car on the road due to the fact that my parents bought me numerous car books & matchbox cars to aid in my "automotive education". I was a confirmed car nut and I thought it would be really neat to build and collect my favorite cars in miniature. My dad knew how I felt, so he bought the Ford for me. If only he knew the repercussions of that innocent act!

**MAMA:** How many built and unbuilt models do you have in your collection?

**Tim:** At present my collection is at about 550 kits (updated daily!). The breakdown is about 87 built, leaving about 457 to be built (Editor's note: We need to discuss Tim's mathematic skills—maybe this is why he is "currently" employed at Micros.)

**MAMA:** What kind of work area do you have? Is your work area dedicated to car models?



## MARYLAND AUTOMOTIVE MODELERS ASSOCIATION

**Tim:** I am presently working in an unfinished area in the lower level of my house (future home improvement project!) which will be dedicated to car models when finished. It measures approximately 10' x 30'. Temporary shelves and 2 cabinets hold my collection of unbuilt, a small display case with glass doors holds my built models, and a rather large wooden desk holds my supplies and tools.

**MAMA:** Where do you do your painting?

**Tim:** For the most part I paint either outside or sometimes in the basement (depending on what is being painted!)

**MAMA:** What kinds of paints do you use?

**Tim:** Model spray enamels and automotive touch up spray paint. I hope to get my airbrush cranked up soon.

**MAMA:** What kind of special tools and equipment do you have?

**Tim:** The usual assortment of X-Acto knives, files, razor saw, Dremel moto tool, paint brushes, paint stand, etc.

**MAMA:** Do you keep a big spare parts inventory for swapping?

**Tim:** Yes, when I see a kit I feel I can use, I buy it and put it on my shelf. If the kit is on sale, it's that much easier to buy it for parts only.

**MAMA:** Do you use cottage industry products?

**Tim:** Yes. Right now, I am using wiring and decals, but I have every intention of using more parts in the near future.


**MAMA:** Do you build other types of models?

**Tim:** I have an interest in modern fighter aircraft also. As yet, I haven't built any.

**MAMA:** What's your favorite type of model car to build?

**Tim:** I guess, as far as marques go, Pontiacs. Specifically, GTO's and Firebird Trans Am's are near and dear to me, having owned 1 GTO (1968) and 2 Trans Am's (1975 and 1976). I also have an interest in Musclecars (GTO's, 442's, etc.) and pony cars (Trans Am's, Mustangs, etc.) as well as classic cars, exotic Europeans (such as Ferrari's, Lamborghini's, etc.) and last but not least, race cars of all types. I have a real fondness for Winston Cup race cars, Funny Cars and Pro Stocks. I am a car nut and cannot seem to limit myself to any one particular type of model, so I have a varied selection to keep me from getting bored.

**MAMA:** What's your favorite scale to build in?



## MARYLAND AUTOMOTIVE MODELERS ASSOCIATION

**Tim:** For me 1/24 and 1/25 scales are the scales of choice. I have kits ranging from 1/32 up to 1/8, but 1/24 and 1/25 comprise the majority of my collection because I feel they are sized right for detailing and at the same time they aren't too large to build up a good collection.

**MAMA:** Which is your favorite model company?

**Tim:** I have most manufacturers represented in my collection. If I had to choose, I believe Monogram would be my favorite domestic company for their Drag Racers and Stock Cars. My favorite foreign company would be Fujimi for their fantastic line of exotic European cars.

**MAMA:** What older kits would you like to see reissued?

**Tim:** Any musclecars (GTO's in particular) and Pony cars (a 1970 Boss 302 comes immediately to mind).

**MAMA:** What new subjects could you like to see produced?


**Tim:** For starters, an Olds Cutlass and a Chevy Lumina Winston Cup stock car would be nice (Jay Adams at Monogram, are you listening?). How about some musclecars (1970 Dodge Daytona, etc.) and Pony cars (1970-1973 Trans Ams, Javelins, etc.)? A Cadillac Allante' would be nice. How about some of the "Shoobox" racers? Monogram's nice Pro Stock chassis combined with modifications of their '55, '56 and '57 Chevy kits and their '66 Chevelle kit, just for starters, would be nice.

**MAMA:** What do you like most about today's kits? The least?

**Tim:** What I like most is the abundant amount of detail that the companies are tooling into today's kits. That makes for an excellent kit merely with judicious use of paint. What I like the least would have to be the "generic" tire with no sidewall detail used by Monogram and Revell. They seem to be able to give us some very good kits (e.g., the 427 Cobra, the L-88 and 427 Corvette Coupe) and then throw in these tires. I realize tire molds are expensive. With the resurgence of musclecars and kits perhaps they should tool up a "period" tire to use on these cars?

**MAMA:** What current projects are you working on? Future plans?

**Tim:** Current projects include my perennial favorite, the as yet to-be-finished "Kodak" car (someday!), a 1988 Silverado shop truck, a 1969 Camaro bracket racer, a 1978 Corvette (both for friends), and a "Bigfoot" kit



## MARYLAND AUTOMOTIVE MODELERS ASSOCIATION

for Nick. Future projects would have to include the "Country Time" Grand Prix Winston Cup car, a Pontiac Banshee, and various Pro Street conversion projects. Also, a Taurus SHO, Thunderbird SC and Mustang GT.

**MAMA:** Do you subscribe to any model car magazines?

**Tim:** Yes, Scale Auto Enthusiast. I am a procrastinator, which is why I haven't subscribed to the Blueprinter as yet. I will also pick up Fine Scale Modeler at the newsstand on occasion if it contains something useful or interesting to me.

**MAMA:** What other hobbies are you involved in?

**Tim:** I have an ever-increasing collection of car magazines mainly covering models, Musclecars, Winston Cup cars and Drag Racing. I also collect Winston Cup and Drag Racing post cards (when I can find them!), pins and patches, and I collect miniature (matchbox/hot wheel size) stock cars (complete with water slide decals) from a Pennsylvania firm.

**MAMA:** Do you have any tips, suggestions or advice to anyone just starting into car modeling?


**Tim:** Patience, you will find, will be a big asset. Someone starting into car modeling would have a basic love of cars which would translate into determination to build kits of reasonable quality (with time, of course!) and hopefully not frustrate themselves and quit. With time and patience, hopefully the quality of the models will improve, rewarding the builder.

**MAMA:** What do you like most about MAMA? The least? Suggestions for improvement?


**Tim:** I like the fact that the club brings together a diverse group of individuals with different tastes and interests once a month for a "rap session". At these times we share not only experiences, but building tips and hints to help us improve our modeling skills as well. I really enjoy the camaraderie at these monthly get-togethers and, as such, look forward to them. What I like least, huh? That's not an easy question. I guess what I like least about MAMA is that we only meet once a month! At this point in time, I don't have any suggestions for improvement as far as MAMA is concerned.

**MAMA:** Any further comments?

**Hey Brad!**



2795 STP Lola Indy Car, 1/24 scale.




## MARYLAND AUTOMOTIVE MODELERS ASSOCIATION

**Tim:** I'd like to thank, first of all, the club members who have helped me in one way or another (you know who you are!), the model manufacturers (Jay Adams, John O'Neill, Bob Johnson) for all of their help and donations of catalogs and kits- they are appreciated! And last but not least, to all the other clubs and cottage industries out there for recognizing MAMA as a serious group of guys just playin' with plastic and sending us copies of your newsletters and catalogs- thanks! Through these contacts with the manufacturers and other clubs, our club can only become bigger and better and I'm glad I'm along for the ride (as long as the newsletter is satisfactory-or so I have been told!).

### Kit Reviews

\*\*\*\*\*




Ferrari F-40 (Monogram #2804) by Harry Charon

This kit exhibited good fit except for the rear spoiler. It was not wide enough. It had to be centered, shaped and filled. The body was molded in red but must be painted because when the black inner fenders are installed into the body, they show through. On my model, I used Plasti-kote brand GM 7117 red paint and clear coat. Also, if you follow the instructions, it is almost impossible to complete the wiring of the engine. Step 10 shows the wires installed in the heads. I suggest you attach the wires to the intake plenum first (fig. 30, part #100), let dry, then complete steps 39 and 40. This should all be done before installing the interior (fig. 31). If you don't, there will be insufficient room to install the wires. For you modellers who like more detail than the kit offers, I noticed on the inside of the brake calipers that there are holes which could be used to run brake lines. I enjoyed building the F-40, it's a different type of replica stock kit for me.

### BITS & PIECES

\*\*\*\*\*

\* Birthday wishes go out to that nationally-known, award winning modeler, Pat Maphis who turned 39 on September 15th. Be looking for an interview with the birthday boy in next month's newsletter.



## MARYLAND AUTOMOTIVE MODELERS ASSOCIATION

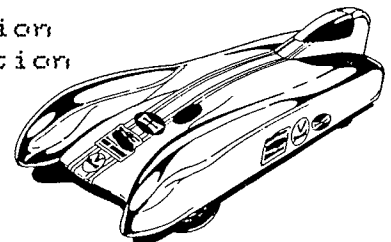
- \* Congratulations go out to Dave & Kate Lewis on their recent marriage. I guess Dave will be a "model" of good behavior from this point on.
- \* Anyone interested in having their "babies" immortalized forever on our MAMA Car Show video tape, contact our resident producer/director Harry Charon at (301)282-3842. The dates on which the filming will take place are October 13-15 (Friday evening thru Sunday afternoon). There is still plenty of tape left so call Harry to get your vehicles on tape!
- \* Thanks go out to Lyle Willits and Bobby Towles for their donation of photos for the club album.
- \* Pertinent information for the next Baltimore World of Wheels Car Show has been submitted to the "Events" column of Scale Auto Enthusiast, Fine Scale Modeler, Model Car Journal, Plastic Fanatic and Rod & Custom for publication in the fall and winter issues.
- \* Lyle Willits has a series of about 8 photos of McEwen's '57 Chevy Funny Car. Contact him if you want a set for detailing the Revell kit.
- \* Contest Buffs! There will be a model car show and contest, October 22 at Harford Mall (Rte. 1 & Rte. 24- Exit 77 off of I-95, east of Baltimore). Call Pat Maphis at (301)676-6236 for further details.

### REFERENCE MATERIAL

\*\*\*\*\*


One of our club members, Lyle Willits, has an extensive collection of magazines that he has generously offered for use to other club members for research. He has the following magazines:

1. Hot Rod-1954 to present
2. Car Craft-1960-67
3. Scale Auto Enthusiast-complete collection
4. Collectible Automobile-complete collection
5. Street Rodder-1978 to present
6. American Rodder-complete collection
7. Rod & Custom-early '60's
8. Super Chevy-1978 to present
9. Muscle car mags-8-9 years back
10. Drag mags-8-9 years back
11. Custom Rodder & many other "sled" mags



7119 "HOT ROD" ATTEMPT 1 DRAGSTER  
1/25 SCALE.





## MARYLAND AUTOMOTIVE MODELERS ASSOCIATION

12. Stock car racing mags
13. Hard cover books (Complete history of Ford, Chevy, Chrysler, Harley-Davidson, Corvette, Camaro, Shelby's, Nascar History, Etc.)
14. Limited number of early Car & Driver, Sports Car Graphic
15. Late Great Chevy club mags covering all Chevis from 1958-64.

If you know of an article, let Lyle know which issue(s) you need. Otherwise, let him know what car you need info on. He'll find the issues that have articles on that car. Let him know at a meeting and he will try to get the mags to you at the next meeting (or sooner, if needed). This is strictly on a loaner basis, so use the info you need, get photocopies of the articles, etc. It is very generous of Lyle to offer this information source to the rest of the club, so don't abuse the privilege, OK? 'Nuff Said!

### CLASSIFIEDS

\*\*\*\*\*

**WANTED**—Any photos or negatives (negatives can be returned) of club events to be used for club scrapbook. Contact Pat Maphis, 2710 Long Meadow Drive Abingdon, Md. 21009, (301)676-6236

**WANTED**—Any Ferrari-related items as well as back issues of *Cavallino* magazine. Call Harold Bradford at 604-8591.

**WANTED** In search of Monogram big block Chevy parts, specifically single 4 barrel manifold & block, Pro Stock/Pro Street motor & fuel tank from Revell '55-'57 Chevy series kits for future projects. Will buy or trades possible. Contact Tim Sickle at 249-3830.

Anyone having an item for the Newsletter whether it is a Bit, a Piece or even a Classified, it can be included by contacting one of the individuals listed below:

Timothy C. Sickle  
15905 Ark Court  
Bowie, Maryland 20716  
(301)249-3830

Norman F. Veber  
7479-D Furnace Branch Road  
Glen Burnie, Maryland 21061  
(301)768-3648