

MARYLAND AUTOMOTIVE MODELERS ASSOCIATION

Volume 2, No. 2 Oct. 1989

Editor: Tim Sickle

About 25 members attended the September meeting which was highlighted by our First Anniversary celebration (including a cake shaped like our club logo!) which culminated in the awarding of a Plaque to our fearless leader Norm for his diligence in the formation of our little group and a Chop/Channel/Section Superclinic which was very capably manned by Larry "Chop" Boothe, Dave "Channel" Roehrle and Pat "Section" Maphis. Thanks, Gentlemen (who came in?!). Your time and efforts are appreciated! Special thanks go out to Ron Ware of Your Hobby Center for donating 2 1937 Ford kits and Dave Roehrle for donating 1 1937 Ford kit for our intrepid explorers to cut up. Thank you!

The September raffle raised \$81.50! The club would like to thank the raffle donors as shown below: Chad and Craig Fetter, Oliver Daniels (our West German Correspondent!), Pat Maphis, Rex Turner, Dave Roehrle, Harold Bradford & Replicas & Miniatures Co. of Md. Special thanks also go to AMT/ERTL for the Catalogs, Monogram for the Porsche Flat Nose & 20th Anniversary Trans Am, Revell for 3 current issue kits & Family Hobbies for 4 kits as well as the soda donation (the sale of which netted \$10.50 for the club treasury) as shown below:

John O'Neill
AMT/ERTL
Highways 136 & 20
Dyersville, Ia. 52040



Jay Adams
Monogram Models
8601 Waukegan Road
Morton Grove, Ill. 60053

Charlie Atkinson
Family Hobbies
5200 Leeds Avenue
Baltimore, Md. 21227

Bob Johnson
Revell, Inc.
636 North 3rd Avenue
Des Plaines, Ill. 60053

* * From the President's Armchair * *
by Norman Veber

On the 21st of September we lost the services of one of our area hobby shops. The cause: fire! Your Hobby Center on Patapsco Ave. in Brooklyn was wiped out about 4:00 A.M. Thursday morning when the ballast in a fluorescent fixture shorted out. This is a major setback for Ron Ware, the owner, but he says that the shop will be back. It will take several months to accomplish this. In the meantime, he has arranged to take orders from anyone interested by simply calling 355-2446 and either speaking directly with Ron or

leaving your name & number on his answering machine. He will get back to you. We will be able to visit a shop a few doors down Patapsco Ave. from the hobby shop location to pick up the orders.

The Baltimore area has quite a few hobby shops. We all have our favorites and patronize the ones near where we live. Each shop depends on a group of regular customers in order to keep it's doors open. I feel that the loss of even one hobby shop ultimately hurts our hobby, especially now when it seems that many aspects of our hobby are doing so well.

I would encourage the MAMA members to give Ron a call and order some of the many new kits that are coming out in the next few months. Then be patient while he gets the kits in for you. Remember, he has supported the model hobby with an enthusiastic interest and good service. He has also supported MAMA with donated kits for our raffle and generous contributions to our annual contest. Now it is our turn to show him that we appreciate that support. Personally, I would hope that each MAMA member will also offer his help to Ron, to aid his speedy return to a full service hobby shop.

All the area hobby shops deserve our continued support. Visit them when you are in their area and let them know that you are a MAMA member. They get our newsletters so they know all about us.

On a lighter note, several of our members made the trip to Toledo, Ohio for the NNL #10 and the 38th Annual Toledo Collectors' Toy Fair. We made a detour to the Dayton area on Friday, October 6th, to visit the Ohio contingent of the Chesapeake & Ohio Modelers' Association (C.O.M.A. for short!). We all had a fabulous time. There were about 900 models on display Saturday night for the NNL. ERTL/AMT & Monogram had displays of the new kits we will be seeing soon (start saving your money!). A full report will appear next month from our "On the scene reporter" Larry Boothe.

MAMA'S Boys

by: Tim Powers



Nationally-known, Award-winning model car builder Pat Maphis (how's that Pat? Did I earn the bribe?) steps into the spotlight

this month. Aside from being a member and historian of MAMA, Pat is a member, and the current President of, the Central Pennsylvania Model Car Club (based in York, Pa.). Pat also gets my nomination as the model car world's equivalent of Ed Roth and Von Dutch rolled into one (Editor's note: I'm sure that you have earned any payoff from Pat by now, Tim!). This is partly due to his unique modeling style (Pat sees things fitting together that many of us wouldn't) and partly due to the lavender and purple ink response to the questionnaire for this interview that I received from him. It included the Roth-reminiscent self portrait reproduced above. The letter arrived one day after I read a letter in the August '89 Rod & Custom by Spence Murray (Editor of R&C from '53-'59 & '67-'69) describing a colorful and decorated letter to R&C by Von Dutch which had no punctuation (Pat used some every now and then).

Pat says that he was born on September 15, 1950, which makes him 39 years old. He is an adhesives mixer for the American Cyanamid Company in Havre De Grace, Md. (Are the fumes bad, Pat? That would explain the '55 Testarossa Nomad). The "Stude Dude" shares a home in Abingdon, Maryland with his wife of eight years, Erin, and their chopped Studebaker.

MAMA: Is Erin supportive of your hobby?

Pat: She's very supportive. She went to Salt Lake City with me this year.

MAMA: Do you spend a lot of money on the hobby?

Pat: For a long while I tried to buy every new kit as it was released. Now, they're coming out so fast, I can't keep up!

MAMA: How long have you been building model cars?

Pat: Since 1958.

MAMA: What was the first model car kit you built?

Pat: A Revell 1958 Buick Custom.

MAMA: What sparked your interest in model cars? How did you get started?

Pat: My dad was a car nut, so I got it honest.

MAMA: How many built and unbuilt kits do you have in your collection?

Pat: 15 built, 350 unbuilt.

MAMA: What kind of work area do you have?

Pat: I have a nice work bench with shelves and pegboard, but do most of my work on the coffee table in front of the T.V.

MAMA: Where do you do your painting?

Pat: We live in a bi-level style house. 1/2 of the ground floor is basement and 1/2 is a 2 car garage. I go into the garage to spray, then I set it on top of the hot water heater to dry.

MAMA: What kind of paints do you use?

Pat: I prefer lacquer. I also use enamel and acrylic.

MAMA: What kind of special tools and equipment do you have?

Pat: I have an airbrush and compressor which I haven't used for models yet. I also have a Dremel tool.

MAMA: Do you keep a big spare parts inventory for swapping?

Pat: Every piece of plastic in the house is part of my inventory for swapping.

MAMA: Do you use cottage industry products?

Pat: I have a fair selection and use them more and more.

MAMA: Do you build other types of models?

Pat: Only motor vehicles.

MAMA: What's your favorite type of model car to build?

Pat: Rods and Customs.

MAMA: What's your favorite scale to build in?

Pat: 1/25.

MAMA: Which is your favorite model company?

Pat: AMT/ERTL ("Revelogram" is coming on strong).

MAMA: What older kits would you like to see reissued?

Pat: 1940 Ford Sedan Delivery.

MAMA: What new subjects would you like to see produced?

Pat: Rod, Custom, Hi-Po, Race-Parts packs.

MAMA: What do you like most about today's kits? The least?

Pat: The amount of detail in the engine and interior areas. The least—the decals.

MAMA: What current projects are you working on? Future plans?

Pat: 1940 Ford sedan with chopped Carson top, skirts, ground-scraping. Chopped 1932 Sedan Delivery, chopped 1955 Studebaker custom for the Oakland Roadster Show Project, 1953 Studebaker Salt Flats car, 1977 Pacer Pro Street. (Editor's note: How'd that Pacer get in there?).

MAMA: Do you subscribe to any model car magazines?

Pat: Scale Auto Enthusiast, Model Car Journal, Plastic Fanatic.

MAMA: What other hobbies are you involved in?

Pat: Collect Fantasy art, comics, books, junk. We have a chopped 1955 Studebaker. We also have mountain bikes, skateboards, surfboard, boogie board and tennis rackets that get played with once in a while.

MAMA: Do you have any tips, suggestions or advice to anyone just starting into car modeling?

Pat: Don't judge your work against other people's work. When you finish a project—you should see your flaws and try to correct them on your next project. Being involved in the club can supply you with shortcuts to correcting those flaws. As long as you keep seeing improvement in your work—be happy.

MAMA: What do you like most about MAMA? The least? Suggestions for improvement?

Pat: The positive attitude! Everyone comes to the meetings to have a good time. The only thing I dislike is when Matt doesn't bring brownies!


MAMA: Any further comments?

Pat: I'd just like to thank everyone who puts so much effort into the club. We have a really great group of people and I'm proud to be a part of it all.



Larry!

Tim!



KIT REVIEWS

Revell ASA Camaros (Superflow Camaro #7145, Pro Am Leasing Camaro #7138 & SAI Camaro #7141) by Harold Bradford



This review will cover all 3 kits as they share major body & chassis components. The Waltrip & Sennecker Camaros contain Chevy V-8's, Goodyear tires, and 3-piece wheels, while the Butch Miller Camaro contains a Chevy V-6, Hoosier tires & 2-piece wheels.

These are new kits from Revell and are extremely well done. The engine & chassis detail is excellent, the beautiful engraving extending even to the underside of the Holley carburetor. The 180 headers look great and connect to a side exhaust, exiting the lower right side of the body.

The chassis contains a separate frame, door panels, roll cage, upper and lower suspension arms and steering that with a little work can be made poseable. The 3-piece wheels are the neatest I've seen in a long time, especially the separate racing hub. Disc brake rotors are provided, but no calipers (why?). Even the window netting has a realistic look to it. Another nice feature is the front and rear window bracing molded to the body, rather than the glass itself. Window fit, by the way, is perfect. Everything I've test fitted so far dropped right into place. Revell is to be congratulated on doing these cars in the first place and doing them so well. These are some of their best ever. Hopefully more will be on the way.

BITS & PIECES

- * The club owes Frank Runkles of Runkles' Sign Service its thanks for the neat MAMA bumper stickers and Pat Maphis for the pencils. All together now—Thanks Frank & Pat!
- * Thanks also go out to our resident director, Harry Charon for the very professional-looking Sneak preview MAMA video which premiered to rave reviews at the September meeting. (Uh, Harry, what was that about gettin' back on track with the "Kodak" car?).
- * Still more thanks! This time to Pat Maphis for the solvent he made available at last month's meeting, and also to Matt Guilfoyle for the millions (would you believe hundreds?) of Newsletter copies which he has been so kind to provide us with.
- * Kudos again go out to one, a Mr. Larry Boothe. I understand his "1934 Ferrari Street Rod" got some ink (as well as some color!) in the latest issue of Street Rodder magazine. Congrats again, Larry!
- * **Hot Tip:** Anyone interested in very realistic seat belts, try dissecting a toothpaste tube! There is a foil inner liner which should do the job. This tip comes to us from Gary McNutt. Thanks, Gary!



* **Contest Buffs!** There is a model contest fast approaching! It will be at Harford Mall on October 22. It will feature not only cars, but trucks, boats, planes, armor, etc. as well. For further info, contact Pat Maphis at 676-6236.

CLASSIFIEDS

Wanted—1/43 scale stuff, esp. '57 Chevy, XKE and trucks. Any condition, built, unbuilt, screwed up, parts or otherwise. Contact Dave at 876-8007.


Hay 'Vette Fans!

I've gotten my grubby little mitts (literally!) on an ERTL 1/25 scale diecast '79 Corvette (kit #8102). It's got opening doors and hood. The box has been opened but all the stuff is still in the bags. I'll take \$20.00 for it or trade it for anything of equal value. Contact Dave at 876-8007.




Anyone having an item for the Newsletter whether it is a Bit, a Piece or even a Classified, it can be included by contacting one of the individuals listed below:

Timothy C. Sickle
15905 Ark Court
Bowie, Maryland 20716
(301)249-3830

Norman F. Veber
7479-D Furnace Branch Road
Glen Burnie, Maryland 21061
(301)768-3648



2905 20TH ANNIVERSARY TRANS AM®



7119 "HOT ROD" ATTEMPT 1 DRAGSTER
1/25 SCALE.