

MARYLAND AUTOMOTIVE MODELERS ASSOCIATION

Volume 2, No. 4 Dec. 1989

Editor: Tim Sickle

About 33 members attended the November bat-meeting (Oops!) which was highlighted by the impromptu appearance of not 1 but 3 new AMT/ERTL Batmobiles (all showcasing differing finishes!) as well as Part 2 of of a Discussion on Kit Manufacturing presented by Gary McNutt which proved very insightful (So, exactly when & how does Maryland Modeling Ventures get Cadzilla into production anyway, Gary?). Thanks, Gary!

Some entertainment was also provided by presenting your fearless editor with an Appreciation Award with regard to the newsletter and then watching him squirm! I was very surprised and appreciative, but don't deserve all these accolades. Many club members contribute to our newsletter, I just try to bring it all together and make it look presentable (and have fun doing it!).

The November raffle raised \$80.00! The club would like to thank the raffle donors as shown below: Dave & Karen Roehrl, Pat Maphis, Harold Bradford, Tim Sickle, Jim Irby, Chad & Craig Fetter & Replicas & Miniatures Co. of Md. Special thanks go to John O'Neill of AMT/ERTL for the 1990 Catalogs & Blueprinters as well as those shown below:

Jeff Little
American Hobby Center
565 Baltimore Pike
Bel Air, Maryland 21014

Charlie Atkinson
Family Hobbies
5200 Leeds Avenue
Baltimore, Md. 21227


John O'Neill
AMT/ERTL
Highways 136 & 20
Dyersville, Iowa 52040

Jay Adams
Monogram Models, Inc.
8601 Waukegan Road
Morton Grove, Ill. 60053

MAMA'S Boys

by: Tim Powers

The vehicle: a super stealth highway cruiser cleverly disguised as an old, beat-up, oil-slurping, oil-spitting (anything but oil burning- it doesn't stay in the engine long enough to get burned!), Ford Ranger with a nearly windowless cap. The man: our favorite superhero-Brownie Man, cleverly disguised as Matt Guilfoyle (?!), secretly fighting the forces of evil by feeding innocent looking, chocolaty, cake-like morsels to vicious throngs of fierce, hungry automotive modelers;



thereby transmogrifying them into complacent lumps of jelly or couch potatoes. In a surprise move, Matt completed one of our questionnaires. Yes, that's right, Matt actually completed something! It wasn't a model, just the ratty, old questionnaire. But hey, it's a start, right? Matt had plenty of time to fill it out during the August meeting's raffle since he wasn't bothered by having to run up and pick prizes.


Up to now, we knew only a few basic facts about **Brownie Man**. Let's review them:

Age: 33, most probably in human years

Alias: Matt Guilfoyle

Marital status: Married for over 5 years

Spouse: Donna (a.k.a. **The Brownie Woman**)



Favorite loafing spot: 1513 Wampanoag Drive in Severn, Md. (sounds like a summer camp for kids to me. "Welcome to Camp Wampanoag kids, watch out for them Injuns!")

Favorite way to fool the world into thinking he's just a regular kind of guy: Acting like a Lab Technician at Westinghouse

Favorite marital activity: Being forced by Donna to buy models (I bet she really has to twist his arm!)

Let's study the new, in-depth information we've obtained from **Brownie Man's** answers.

MAMA: Do you spend a lot of money on the hobby?

Matt: I think that I have spent a lot on the hobby, but I've had to cut back drastically because we've started to save for a swimming pool (**Editor's note: Sounds like party time to me!**).

MAMA: How long have you been building model cars?

Matt: About 5 years as an adult.

MAMA: What was the first model car kit you built?

Matt: I really can't remember. It was something with glue all over it, I bet.

MAMA: What sparked your interest in model cars? How did you get started?

Matt: I've always loved cars and as a child models allowed me to have a collection that I would not have been able to have otherwise—the same reason I build now.

MAMA: How many built and unbuilt kits do you have in your collection?

Matt: I have about 450—it took 3 days to do the inventory!

MAMA: What kind of work area do you have?

Matt: I have a bench in our storage room, but it is kind of a catch-all area.

MAMA: Where do you do your painting?

Matt:I usually paint in our storage room, but sometimes outside.

MAMA:What kinds of paints do you use?

Matt:I mostly use Testor's, but I have a mix of hobby and automotive paints.

MAMA:What kind of tools and special equipment do you have?

Matt:The only thing I could call special is my air compressor and air brushes.

MAMA:Do you keep a big spare parts inventory for swapping?

Matt:Every kit I own is for spares.

MAMA:Do you use cottage industry products?

Matt:Yes, they are great!

MAMA:Do you build other types of models?

Matt:I have built structures and some aircraft. I think the skills are about the same, it's the attention to detail and patience.

MAMA:What's your favorite type of model car to build?

Matt:That's easy, Replica Stock.

MAMA:What's your favorite scale to build in?

Matt:I would have to say 1/24-1/25 because of the selection, but I have everything from 1/8 to 1/87.

MAMA:Which is your favorite model company?

Matt:Tamiya or AMT/ERTL.

MAMA:What older kits would you like to see reissued?

Matt:A 1969 Chevy Impala and I wish Revell would offer their kits in such a way as to make it easier to build a stock version.

MAMA:What new subjects would you like to see produced?

Matt:Since they have produced the new CRX Si and MX5 Miata that only leaves the Acura NSX (Awright!) on my list of new cars. Maybe a Caprice Police car? (Editor's note: we're with ya Terry Jessee!!)

MAMA:What do you like most about today's kits? The least?

Matt:I like the wide range of model types available and I am pleased to see that for the most part, the domestic model companies are bringing their quality up to the foreign standards. I don't like having to buy 2 or 3 kits to try to make a showroom stock version of a car.

MAMA:What current projects are you working on? Future plans?

Matt:I currently have about 4 uncompleted projects and because of time restrictions I really don't know when they'll get done.

MAMA:Do you subscribe to any model car magazines?

Matt:I have and I let them run out. I buy off the newsstand.

MAMA:What other hobbies are you involved in?

Matt:Too many to bring up.

MAMA:Do you have any tips, suggestions or advice for anyone just starting into car modeling?

Matt:I would just suggest that someone just starting out get one of the very nice Monogram snap kits in 1/24 scale and get a feel for the hobby- then they could try something new with each new kit- detail painting, wiring, etc.

MAMA:What do you like most about MAMA? The least? Suggestions for improvement?

Matt:I think what I like most is the sense of fellowship and sharing- everyone is willing to help others. What I don't like is not winning the raffle every month!

MAMA:Any further comments?


Matt:I just hope we can keep it going- it's great!

KIT REVIEWS

Peak Antifreeze Pontiac Stock car

(Monogram #2906; 1/24; one version; 86 pieces; white, satin chrome, clear, vinyl tires)

The parts in this kit are the same as those in the Valvoline kit released earlier this year. The parts are typical of what we have come to expect of Monogram; no flash, clean, good detail, etc. The plated parts are excellent, not too shiny, this is fine with me. The only time I have seen super chrome wheels on a stock car are the ones meant for public display. The ones meant to do battle on the track may look real spiffy just before the parade lap, but once the green flag falls, they get grimy real fast!



Anyway, the decals in my kit looked very good, registration is excellent. I only wonder if the blue is a little too dark, but I can't be sure as I have only seen a couple of color pictures of the car. What is a bit ironic is that the team has changed the color of the car since Monogram got the kit into production. The kit has the earlier color scheme of dark blue and white. A picture in **Winston Cup Illustrated** shows the car at a fairly recent race in a dark blue and red color scheme. All that was white is now red. I think with some careful surgery on the decals and using a solid white decal sheet, you could do the newer color scheme as well. The door numbers are now white with a dark blue border stripe. Unfortunately, I don't know what color the roof number is. You will have to check out a race on **ESPN** to get this info.

One point of interest is that the body in my kit was straight as an arrow and didn't have any sink marks. Hopefully this is a trait common to all the kits.

This is another welcome addition to the stock car collection. Between Monogram, JNJ and Cady, we will be able to do an entire field of NASCAR competitors, if not now, then the day is not far off.

By the time you read this, the Hobby Industry show in Chicago will be history, and we will begin to find out what other, if any, stock cars Monogram will be offering us within the next 6-8 months. I've got my fingers crossed. Of course, we will also know what the other manufacturers have to tempt our appetite for plastic as well!


by Norman F. Veber

Editor's Trivia Question: When Rusty Wallace won the 1989 Winston Cup Championship, he became only the second driver to win a championship in a Pontiac. Who was the first? The winner will receive a mint, unbuilt 1977 Pacer from the editor's personal collection. Seriously, the answer appears near the end of this newsletter!

Taurus Police Car

(AMT/ERTL #6078; 1/24; 108 pieces; one version; \$8.98; white, chrome, clear, clear red, clear blue, vinyl tires)

With the release of this kit, AMT has taken the chance that we are ready for another police car model. I think they are right as the 1989 Ford Taurus kit on which this model is based is a very good kit, and with the addition of the police car parts, it will build into a very sharp model. The only parts deleted from the Taurus SHO kit are the "custom wheels", to be replaced by another style of wheel/hub cap with the Ford logo in the center. Twenty-seven other parts are added for the police car.



They are: security panel & glass, radio, radar detector (2 pcs), riot baton, shotgun, M-16 automatic rifle, Jetsonic Light bar base (Ch), warning lights—2 blue & 2 red, clear light case (2 pcs), center loudspeaker cover (Ch), Visibeam Search Light base (Ch) and light case, two antennas (Ch), front bumper guards (2 pcs), and interior center console. Four extra taillights are also provided—2 red and 2 blue. Some of the clear red and clear blue parts will not be used. I assume it was easier for AMT to make one die and run two colors of plastic, and we get some extra parts.

All parts in this sample were molded cleanly, no flash to speak of, etc. The only sink marks I found were on the bottom of the light bar, where they won't be seen. The tires are the Goodyear Eagle VR50's—very nice.

The decals are the most interesting. At first glance you figure there are markings for two State Police as stated on the box; California and New York. Closer examination reveals that **two different** California State Police cars can be made. There are door decals for the standard Highway Patrol car and for the **CHP Interstate Highway Patrol Car**. So, in fact, we can build **three** different police cars. License plates are for California and New York, of course. Bumper stickers include "Sober Graduation" and "Get it on", the latter referring to seat belts. The well known, "I love model cars" is also here. I wonder what the captain would think of that sticker on one of his cars? The last decal is for the extra grille openings on either side of the elliptical grille opening. These will be fine on all but a black car, which the California version is. The decal is understandable in this case, as putting openings in the body casting would have required major modifications to the body die. However, I feel that a dark grey color would have been a better choice of color here, or even

provide that decal in both dark grey and black. Decal color registration was also very good.

Instructions are typical of what AMT has been doing lately, with a short description of the Ford police car along with the "important" notes and "building tips". All parts are named and numbered, a practice I hope will continue. Also, painting suggestions are there for each part. The decal placement chart provides info on the overall color schemes for each car.

You will find a photo of the built and painted model on the box top. It looks very good. I found the interior detail photo on the side of the box of interest, as the radar detector and "radio" both show "55" on the read-out screens. No decals are provided for this and no numbers are engraved on the kit parts: Is this supposed to be some of that subliminal message stuff?

As stated earlier, the balance of the kit is the '89 Taurus SHO, with the same 3 litre, 220 hp, 24 valve, dual overhead cam engine (whew!). The chassis has separate suspension parts. Disc brakes are provided all around, but still no calipers. Front seats are separate and have the back molded in, the dash has nice detailing, etc. The basic kit has already been reviewed extensively, so I will not get into it again.

This is a very good model, with appeal to both the kids and the adult modeler. If you like law enforcement vehicles, you will want this model. If you are looking for something a little different, give it a try. I hope this kit does well for AMT, well enough to encourage them to do a Chevrolet police car.

by Norman F. Veber

BITS & PIECES

- * Anyone interested in MAMA polo shirts, they will be gray with black and yellow logo. They will cost \$13.35 each (XXL add \$1.25) and can be ordered by contacting **Dave & Karen Roehrl** at 301-876-8007 and giving them your size. They will be paid for when they arrive.
- * Anyone unable to contact a MAMA club member by phone or having someone interested in joining, the club now has it's very own P.O. Box. It is as follows:
Maryland Automotive Modelers' Association
P. O. Box 716
Severn, Maryland 21144
- * For those interested individuals, the long awaited **Hobby Shop Listing** is finally available! It contains local Hobby & Craft shops, the owner/manager and hours of operation. Contact Norman Veber either at a club meeting or by mail (address above).
- * **Clinic Nuts!** Look for clinics either in December or January from **Norm Veber** on **Engine Detailing** and from **Larry Boothe** on **Poseable Steering** (otherwise known as steerable wheels!) Oh Boy! I can't wait!
- * Time to start that **Spring Cleaning!** (Spring Cleaning?!?). Apparently, the Central Pa. club recently held their semi-annual **Kit Auction** benefitting not only the club but

the members as well! Details on a **MAMA Auction** will be forthcoming as they are worked out!


- * **Contest buffs!** The Harford Mall Show has apparently been rescheduled to mid to late February. Details as they become available. Also, **The Hot Rod Magazine Model Car Nationals** will be held in Indianapolis, Ind. on **March 3 & 4, 1990** (Hey Larry, think you could drag Brad out there this year?)
- * Election of officers was discussed at this meeting and the consensus of those in attendance seemed to be **if it ain't broke, don't fix it!** so, I guess you guys are "stuck" with us (get it? Stuck with us? Ha! Ha!).
- * Last month, I tried to run down the new releases that the manufacturers had for us (what a job!). This month, I thought I would try to detail some of the kits **that appear to be discontinued.** I have no info on Revell, but **AMT & Monogram** are as shown below:

Monogram

'64 GTO
"Folger's" MCSS
"K-Mart" Olds
Challenger T/A
Pro St T-Bird
Luna Sprint car
TMC Trucking Sprint car
Butler Sprint car
Davis Sprint car
'39 Chevy Coupe
'40 Ford P/U
'36 Ford Coupe
'39 Chevy Sedan Delivery
BMW635
"Miami Vice" Spyder
"Miami Vce" Testarossa
'29 Ford Roadster P/U
Circle Track Combo
Elvira Macabre mobile
"Monster Mash" 4x4 Chevy
"Hammerhead" 4x4 Chevy
Peterbilt 1/16
Kenworth 1/16
All Metal Master kits

AMT/ERTL

Indy Pace car set
All 1989 Annuals
1971 Roadrunner
'69 Firebird
"Blackbird"
"Ghost Rider" 'Vette
'67 Stingray
Custom 'Vette
'75 'Vette conv.
"Nightstalker" 'Vette
Charger Street Machine
'57 'Vette-1/16
Turbo Blackbird-1/16
'88 'Vette conv.-1/16
'63 Galaxie 500
'65 Bonneville
'65 Chevelle wagon
'65 Riviera
Grant King sprint car
'32 Imperial
'32 Chevy Roadster
'66 Galaxie
'65 GTO
'37 Chevy Coupe
'62 'Vette
'72 SS454 Chevelle
'63 Impala SS
'68 Corvair
"Meisterbrau" Puller
'25 Model T Roadster
'27 Model T
'29 Pickup/Woody
'28 Lincoln
'32 Ford Roadster
"Yankee Challenge"




As we all know, when the new catalogs come out, any discontinued kits are usually history! So if any of these kits interest any of you, I suggest you get 'em while they're hot!

CLASSIFIEDS

WANTED-Any Ferrari-related items as well as back-issues of Cavallino magazine. Call Harold Bradford at 604-8591.

WANTED-MPC '87 & '88 Mustang GT's, '89 Regal Promo, '90 ZR1 'Vette promo, latest issue "True Value"IROC Camaro (in a color other than red!). Buy or trades possible-promos or kits in trade. Call Tim Sickle at 249-3830.

WANTED-Farran's Foxy 'Vette by AMT. Write Jeff Mann at P.O. Box 5131 Springfield, Virginia 22150.



Trivia Question Answer: The first (and only other!) driver to win a championship in a Pontiac was Joe Weatherly driving for Bud Moore in 1962.

Anyone having an item for the Newsletter whether it is a Bit, a Piece or even a Classified, it can be included by contacting one of the individuals listed below:

Timothy C. Sickle
15903 Ark Court
Bowie, Maryland 20716
(301)249-3830

Norman F. Veber
7479-D Furnace Branch Road
Glen Burnie, Maryland 21061
(301)798-3648