

# MARYLAND AUTOMOTIVE MODELERS ASSOCIATION

Volume 2, No. 6 Feb. 1990

Editor: Tim Sickle

About 45(!!) members attended the January meeting which was highlighted by final arrangements for the 2nd Annual Model Car Contest at the Baltimore Convention Center as well as a clinic by Lyle Willits on painting red line tires with, of all things, a compass (an instrument your editor is very familiar with, being a draftsman!)

At this point, we would like to say **Howdy!** to our new members- Frank Collins (Beltsville), Alan R. Gransee (Glen Burnie), Scott Furniss (Linthicum Heights), J.R. Pearce (Abingdon), Warren Scruggs (Alexandria, Va.), Mike Adams (Reisterstown), Gary Burkey (Dauphin. Pa.) & Tony Shanko (York, Pa.). Welcome Aboard!


The January Raffle raised \$88.50. A supplemental collection for miscellaneous model car contest expenses netted an additional \$66.00. The club would like to thank the raffle donors as shown below: Tim Powers, Harold Bradford, Tim Sickle, Matt Guilfoyle, Chad & Craig Fetter & Replicas & Miniatures Co. of Md. Special thanks also go to:

Charlie Atkinson,  
Family Hobbies  
5200 Leeds Avenue  
Baltimore, Md. 21227

John Mauchamer,  
Wheels Hobby Shop  
45 Waverly Dr, Unit D  
Frederick, Md. 21701




John O'Neill,  
AMT/ERTL  
Highways 136 & 20  
Dyersville, Iowa 52040



MAMA's Boys  
\*\*\*\*\*

by: Tim Powers

How does Gary McNutt know so much about the business of models? Maybe it has something to do with the fact that he knows business in general. He should, after all, he is the Director of Battelle Crystal City Operations (in Arlington, Virginia) which is a field office of the Battelle Memorial Institute. What is Battelle? Battelle is one of the world's oldest research and develop-



ment organizations.

I can't tell you that Gary is 43 years old because he's nearly convinced Larry Boothe that Larry is older and I don't want to spoil the joke. Gary reports that Rosemary, his wife of 20 years, has been very understanding of his hobby involvement and tolerates having 3 display cabinets about the house along with the strange odors that tend to emanate from his workshop (Editor's note: I am assuming those odors are caused by the chemicals in use and not from Gary working several days straight without a break for baths.) Gary and Rosemary do contend, from time to time, for storage space as they both accumulate lots of magazines and books.

Somehow, Gary managed to find the time to respond to the MAMA questionnaire and provided the following introspective.

**MAMA:**Do you spend a lot of money on the hobby?

**Gary:**The investment in my hobby is kind of relative to a lot of things. I do generate some income from writing magazine articles and selling old kits and parts which helps to offset some of the expense of new kits. I don't buy very many new kits anymore, but the ones I do buy tend to be expensive, which is all Norm's fault for introducing me to his worldwide connections. What I sometimes forget is that I spend probably more on magazine subscriptions and books for references than I do on the models and supplies.

**MAMA:**When did you build your first model car kit and what was it?

**Gary:**I built my first plastic kit in 1957, I think, but my first car kit was a Revell Pontiac Del Mar. That was quickly followed by the AMT 3 in 1 kits and then the trophy series.

**MAMA:**What sparked your interest in model cars? How did you get started?

**Gary:**My dad got me interested in cars, my great grandfather had built his own steam driven buggy, and it was a natural for me to start building kits.

**MAMA:**How many built and unbuilt kits do you have in your collection?

**Gary:**At one time, about 10 years ago, I had over 200 built kits, but decided to narrow down my holdings into a collection with a theme. The theme I chose was racing sports cars which had competed at Lemans (as in Pontiac?!?). I cheat with a few extra Cobras, Corvettes, and support type vehicles and I did keep examples of some of my drag cars, customs and hot rods from the '60's. I now have about 130 built kits and another 250 unbuilt, I think.

**MAMA:**What kind of work area do you have?

**Gary:**There is a space set aside in the garage for my work area. It is not heated or air conditioned, but I make do with a fan and a portable heater. My family respects my space most of the time, except maybe during school projects.

**MAMA:**Where do you do most of your painting?

Gary:I do most of my painting with an airbrush in the garage and try to open the door and use a fan, weather permitting. In the winter time I'll paint in the garage then bring the model into the house to dry while I ventilate the garage.

MAMA:What kinds of paint do you use?

Gary:I have never been able to use just one type of paint. I switch from enamels to lacquers to acrylics on a daily basis. Some sort of character flaw. I hear Brad has stopped using paints altogether and is just using decals for everything!

MAMA:What kind of special tools and equipment do you have?

Gary:I have an airbrush and a compressor which took a very long time to get comfortable with, two Dremels which I'd be lost without, a jig saw, and a drill press. My big dream is to have a Unimat or Sherline lathe someday, just like the big boys.

MAMA:Do you keep a big spare parts inventory for swapping?

Gary:My parts inventory is very large and has been collected over the past 32 years. I have thinned it out a few times but keep right on buying parts and parts cars. I love parts.

MAMA:Do you use cottage industry products?

Gary:I like to think I'm a big supporter of the cottage industry. I've been very fortunate to have met and contributed suggestions and parts to some of them. I feel the cottage industry has really expanded the opportunities for the model builder.

MAMA:Do you build other types of models?

Gary:I don't build other types of models, but I do enjoy reading about them and the techniques they use. I really respect the aircraft, armor, and railroad modelers for the amount of research and realism they put into their models.

MAMA:What's your favorite type of model car to build?

Gary:My favorite type of model is a scratchbuilt or heavy conversion. Something no one else has done before. It gives me a real challenge and a sense of satisfaction. It is necessary, for me anyway, to build some models periodically straight out of the box to prevent burnout.

MAMA:What's your favorite scale to build in?

Gary:1/24 scale is my preference because my shakes and eyesight are too bad for anything smaller and I don't have the room for anything bigger.

MAMA:What is your favorite model car company?

Gary:Right now Fujimi is my favorite model car company because of the level of detail they are putting into their kits and, of course, the number of sports cars they are kitting.

MAMA:What older kits would you like to see reissued?

Gary:The old kits that come to mind that I would like to see reissued are the Merits which were made in England in the late fifties and early sixties. They were simple, but captured the lines of their subject perfectly.

MAMA:What new subjects would you like to see produced?

Gary: No one has ever modelled a really good kit of a Jaguar D Type. I really lust after those cars with their curvaceous bodies.

MAMA: What do you like most about today's kits? The least?

Gary: Today's kits are so much better in the kit engineering and detail than when I started. The materials are better too. And you can choose almost any kind of paint or finish you want. I'm very happy with today's kits.

MAMA: What current projects are you working on? Future plans?

Gary: Currently, I'm working on Cobras to finish off my collection of all the significant variations of Cobras. I always have several projects going at one time so some can be drying or in case I get bored or frustrated with one, I can turn to another.

MAMA: Do you subscribe to any model car magazines?

Gary: I'm a magazine junkie and subscribe to Scale Auto Enthusiast, Model Car Journal, Scale Wheels, and Fine Scale Modeler.

MAMA: What other hobbies are you involved in?

Gary: I've combined my interests in model building, cars and history into a single theme where I enjoy all three. The key word is enjoy. If you get to the point where you aren't enjoying what you are doing, then it isn't a hobby anymore.

MAMA: Do you have any advice to anyone just starting into car modeling?

Gary: The best part of the hobby is the people you meet and the friends you make. Sharing your enjoyment with others is what it's all about.

MAMA: What do you like most about MAMA? The least?

Gary: I really enjoy the clinics and seeing what others are doing. There is so much talent and so many ideas in MAMA, I don't like to waste time on the business part of the meetings.

MAMA: Any further comments?

Gary: It is quite an interesting exercise to examine one's self in this manner.

#### 1955 Chevrolet Bel Air Sedan

(AMT/ERTL #6771; 1/25; two versions; 104 pieces; gray, chrome, clear, clear red, vinyl tires)

It was a pleasant surprise to find that most of this kit is NOT a reissue of the '55 Nomad as the model publications indicated that it would be. AMT/ERTL has gone to the time and expense of providing approximately 80% new tooling in this kit.

The two door sedan body is very nicely molded and engraved with no sink marks or flash to be found. According to my trusty steel ruler, the body dimensions and 115" wheelbase scale out perfectly. The chrome moldings on the body sides are well defined although the "Bel Air" script on the quarter panel is hardly noticeable and will probably vanish under a coat of primer and paint. For two-toning, the builder will have to provide the small chrome strip between the side spear and the leading edge of the

rear bumper by using a small, thin strip of styrene. The underside of the roof includes engraved headliner seams and a dome light!

The interior is tub-style with integral rear seat and good door panel engraving. Front and rear seat patterns are correct for the Bel Air. Separate armrests are included. Carpet engraving includes the seams over the transmission hump. The dash panel is a new tool and the excellent engraving and detail makes it noticeably different from the dash in the old Nomad kit. A separate steering column mounts a reissued stock wheel or a new LeCarra wheel.

The chassis appears to be a new tool but upon closer inspection, the Nomad chassis has been heavily reworked in the rear end area (as evidenced by the original molded on exhaust system), to accommodate the proper gas tank and spare tire well. The rear end, leaf springs, drive shaft and front suspension components are all separate pieces and parts are provided for poseable steering.

The entire stock engine is a reissue from the Nomad kit but builds into a reasonably well detailed 265. Carb, manifold, distributor, oil pan, etc. are all separate parts. For the hot rodder, a well detailed chrome manifold and new Weiand round, flat top air cleaner is provided along with reissued chromed, ribbed valve covers (**Ignore the custom air cleaner on the box art-it's not there**).

Stock wheel covers, grille, headlight buckets, parking lights tail light bezels are Nomad repeats but are beautifully chromed with no flaws. New passenger car bumpers are included along with the rear bumper from the Nomad. New, separate chrome hood and trunk Chevy emblems are provided.

Four Firestone stock tires (with thin whitewalls?) need to be painted to produce wide whites. Big 'n little Goodyear polyglas tires (will these **EVER** go away?) mount body color Centerlines, which of course need to be painted aluminum or body color.

**Nit-picking:** A noticeable gap exists between the hood and fenders but should be easily corrected with a thin strip of styrene on each side of the hood attached with liquid cement.

Detail freaks must either add a second exhaust system to the 180 hp engine included or correct the engine to the 162 hp version with a different manifold and smaller, two-barrel carb. Another alternative is to stop displaying your models upside down!

**Replica Stock trivia:** The box-art model is meant to grab your attention but depicts an incorrect color scheme. Shoreline Beige/Gypsy Red was only available on the hardtop, convertible and the Nomad-not on two or four-door sedans. However, AMT did their homework and provided **ALL** of the correct interior and exterior color schemes on the instruction sheet.

**Pro Street trivia:** By removing and "blanking out" the rear seat, the 115" wheelbase chassis from Revell's '67 Malibu Pro Street is a drop-in! It doesn't get any easier than this!

by: Lyle Willits

## BITS & PIECES

\*\*\*\*\*

- \* Late breaking kit news! (straight from John O'Neill hisself!). Your fearless editor just received a letter and flyer detailing 4 additional 1990 AMT releases. They include a Batmobile Pow-R-Racer, the Robocop 2 Police car, Neil Bonnet's "Citgo" Thunderbird and last but certainly not least, a 1969 Ford Talladega (sister car to their 1969 Ford Torino) which will have 3 building versions—stock, street machine and stock car! Thank you Mr. O'Neill!!
- \* The World of Wheels not only gave us the space for last year's contest (which was increased for 1990) but have also seen fit to give us some financial support for the 1989 contest which will be applied toward the 1990 contest to ensure it's success. We wish to thank the World of Wheels for their support!
- \* While on the subject of the contest, it should be known that both the Central Pa. model car club and The Car Addicts of Virginia have sponsored trophy packages in support of the contest. Thanks gentlemen! Your support is appreciated!
- \* Look for full Contest coverage in the March Newsletter.
- \* The club recently received not just one, but two thank you notes, one from Roy Sorenson, and the other from Dave Hill acknowledging receipt of the club's contribution to the "Save Dave" Fund. Apparently, they are cleaning up at this time and in search of funds to continue the rebuilding process. I'm sure the entire club will join with me to wish Dave the best of luck and Godspeed in this endeavor!
- \* It was decided at the January meeting that to prevent a tragic accident with regard to someone picking up someone else's model and accidentally dropping it, from this point on, the rule is, "Look but don't touch!" When it comes to the models on display. For a closer look, simply ask the builder to assist you, OK?
- \* Karen Roehrlie has graciously volunteered to recover the base of our Pedestal display case. Thank Yew very much!!
- \* Our fearless leader Norm was recently contacted by a gentleman in search of someone to assist in the build-up of 1/43 scale white metal models (painting I am told, for the most part). Anyone interested can contact Wally Swift at (301)937-3812.
- \* Contest Buffs! (yes, you Larry!) Pro Custom Hobbies would very much like to get some display models, especially Winners & their Trophies from the Rod & Custom Show after the dust settles. Interested? Contact R.T. Stern at (301)788-8770.
- \* Hobby City in Hechinger Square (on Security Blvd.) is in search of someone to do a Pocher Testarossa build-up. They are also in search of display models. Any takers? Contact Hossein Fatemi at (301)944-1202.

- \* **Bargain Hunters!** Lionel Kiddie City has the AMT '49 Merc (discontinued for 1990!) for only \$6.00! Kay Bee Toy & Hobby has the AMT "Meisterbrau" (also discontinued for 1990!) for only \$9.99 as well as the Monogram "K Mart" Olds (also discontinued!) for only \$5.99! Get 'em while they're hot!

#### COMING EVENTS

\*\*\*\*\*

- \* Sunday, March 4- **Shrewsbury swap meet** held at the Fire Hall in Shrewsbury, Pa. from 9 A.M. to 1:30 P.M.
- \* Sunday, March 4- **14th Pa. Model Car, Diecast & Kit collector's meet** in Gilbertsville, Pa. from 9:30 A.M. to 2 P.M.
- \* March 9 thru 11- **Model car contest** to be held at the **Budweiser World of Wheels Show** at the D.C. Armory. You may enter the event on opening night of the show and until 3 P.M. Saturday. Upon entering, you receive a pass to pick up your entry on Sunday. Open to models by any manufacturer. No mail-in entries accepted.
- \* March 10 & 11- **5th Annual Toledo Classic model car contest** presented by the Buckeye Scale Auto Club at the Lucas Co. Rec. Center, 2901 Key Street, Maumee, Ohio. For further contest info, send S.A.S.E. to Tom Dillion, 3869 Quail Hollow Drive, Columbus, Ohio 43228.
- \* Saturday, March 24- **4th Annual NNL East** held at the 1st Presbyterian Church of Clifton, N.J. from 10 A.M. to 4 P.M. For info, send S.A.S.E. or call John Slivoski, 16 Ocean Parkway, Apt. #A20, Brooklyn, N.J. 11218, (718)871-5332.

#### CLASSIFIEDS

\*\*\*\*\*

**WANTED-** '66, '67, '69 MPC GTD slot car bodies, '65 Corvette slot car bodies, '69 Dyno Racers MPC Corvette. Call Jim Irby at 757-9697.

**WANTED-** Carl Casper's "Undertaker". **FOR SALE** 1/8 scale models, Ed Roth "Road Agent" (signed). Call Tom Frazier at 831-3513.

**WANTED (Buy or Borrow)-** Front wheel fairings of early '70's dragsters (such as Keeling & Clayton, Jeb Allen, Tommy Ivo, etc.) in 1/25 scale. Call Dave Toups at 239-7081.

**FOR SALE-** My entire collection of unbuilt kits- NASCAR, Drag Racers, stock, trucks, vans, etc. Most 1/24-1/25 scale, some 1/16 scale. Call Dave Lewis at 484-5070.

WANTED- '87 & '88 Mustang GT's, '89 Regal promo, latest issue "True Value" IROC (or maybe the new Daytona?) in a color other than red, and first issue "Bigfoot" kit. Will buy or trades possible. Call Tim Sickle at 249-3830.

WANTED- Any Ferrari-related items as well as back-issues of Cavallino magazine. Also in search of 1 or 2 AMT '63 Corvette Coupes (bodies only) in usable condition. Call Harold Bradford at 604-8591.

FOR SALE- MAMA business cards priced at \$2.50 per 100. Call Dave or Karen Roehrl at 876-8007.


THE 5TH ANNUAL  
**TOLEDO CLASSIC**  
MODEL CAR CONTEST  
**MARCH 10 & 11, 1990**

PRESENTED BY THE BUCKEYE SCALE AUTO CLUB. THE CONTEST WILL BE HELD IN CONJUNCTION WITH THE TOLEDO, OHIO COLLECTOR'S TOY FAIR LUCAS COUNTY RECREATION CENTER, 2901 KEY STREET, MAUMEE, OHIO



MASTER AWARDS

- BEST ENGINE
- BEST OF SHOW
- BEST DETAIL
- BEST INTERIOR
- MODELERS CHOICE
- BEST FINISH

ALL MODELERS WELCOME ALL SCALES WELCOME  
18 CLASSES INCLUDING A 1/43TH SCALE CLASS  
FIRST PLACE PLAQUE AWARDS  
SECOND THRU FOURTH PLACE RIBBON AWARDS  
REGISTRATION ON SATURDAY AND SUNDAY



FOR FURTHER CONTEST INFORMATION, SEND S.A.S.E. TO: TOM DILLION, 3869 QUAIL HOLLOW DR., COLUMBUS, OHIO 43228



Anyone having an item for the Newsletter whether it is a Bit, a Piece or even a Classified, it can be included by contacting one of the individuals listed below:

Timothy C. Sickle  
15905 Ark Court  
Bowie, Maryland 20716  
(301)249-3830

Norman F. Veber  
7479-D Furnace Branch Road  
Glen Burnie, Maryland 21061  
(301)768-3648