

## MARYLAND AUTOMOTIVE MODELERS ASSOCIATION

Volume 3, No.10 June 1991


by: Tim Sickle

About 40 people were in attendance at the May meeting which was cleverly disguised as a picnic at Brad and Susanne Bradford's palatial estate in Laurel! Nice weather (although a bit windy), mucho food (burgers, hot dogs, munchies and brownies!) (didja hear that, Larry?) and drinks were on hand (or brought) for the enjoyment of those in attendance. And to top this all off (if that's possible), some very nice plastic showed up for display. It just don't git no better'nis, gang! We all owe Brad and Susanne a debt of gratitude for not only graciously volunteering their home for this madcap group, but for taking on the chores of cook as well! To my knowledge, no one died of food poisoning, so we have even more to be thankful for! Thanks also go to those club members who came and brought with them a contribution (Ed. Note: See "Bits & Pieces" for a related item).

The May raffle (yeah, we had one!) raised \$75.00 (Ed. Note: that's darned good, considering that we were unsure we were even going to have a raffle!). The club would like to thank the raffle donors as shown below: Lloyd Waddington, Charlie Saglinbene and Al "Deuce Coupe" Gransee. Special thanks also go to those as shown below:

Dirk Johnson,  
Detail Master  
P.O. Box 1465  
Sterling, Va. 22170

John O'Neill,  
The ERTL Company  
Highways 136 & 20  
Dyersville, Ia. 52040



Ed Sexton,  
Revell/Monogram  
363 N. Third Avenue  
Des Plaines, Ill. 60016

John Dewey,  
Testor's Corporation  
620 Buckbee Street  
Rockford, Ill. 61101

It also bears mentioning at this time that Dirk Johnson (a.k.a. Detail Master, P.O. Box 1465, Sterling, Va. 22170) will be a very active supporter of not only our club, but many other clubs across the country as well. It's up to us to actively patronize Detail Master in appreciation of his continued support [Ed. Note: With the detail items he has currently available (or on the way!), I don't believe this will be a problem!]

## Firebird Formula

(Monogram #2937; one version; 1/24; 76 pieces; red, clear, vinyl tires)

The Ponycar wars have always been hot 'n heavy. The Mustang LX and GT pretty much have things their way in this field, and GM is painfully aware of that fact. Every year for the last few years, Ford and GM were engaged in a horsepower war, which Ford has seemingly won with their lightweight Mustang putting out 225 thumpin' ponies in that lightweight body (and at an affordable price, to boot!). Price is the main reason behind the Pontiac Formula, which was introduced in 1987. The Formula is meant to give Trans Am-like performance at a lower price and slightly less weight (Formulas don't get the Trans Am aero package). The subject of this review is the '91 Formula by Monogram.

To start off, the **body** is flash-free and seems very correct down to the "distinctive shark-like front end from the Banshee" (Ed. Note: A quote from the instructions!). People seem to either love it or hate it, with no in-between. It is my belief that this kit has been re-tooled (successfully, I might add!) from the '87 GTA. The "nose" carries the correct black grille work and clear parking lights as opposed to the Trans Am's bumper which is smooth in this area and sports an added set of driving lights. Body side moldings are correctly molded on, while at the same time, the Aero package is missing. The newly designed rear spoiler exhibits minor sink marks which are easily fixed. The kit includes the infamous, newly relocated CHMSL (Center high mounted stop light, silly!) which is molded in clear and will require minor painting. The taillight is also molded in clear (Boy, is it going to be a job painting it properly!). Separate mirrors contain chrome faces.

The **interior** exhibits nice engraving on the dashboard and console. Armrests are separate items as are the shifter and handbrake. Getting back to the dash, some detail painting would set it off very well. The steering wheel is correctly retooled (read airbag!), as are the seats. The car is equipped with a 5-speed, with the pedals molded to the dash.

The **(5.0) engine**, is a nicely detailed 16 piece TPI small block. The only difference here seems to be the presence of new valve covers. The **chassis** features some very nice engraving. We come to the only apparent fault that I can find with this kit--the exhaust system. All 5.0 liter 5-speeds and 5.7 liter automatics receive a twin catalytic converter exhaust system, while the kit provided system contains but 1 converter (I believe this would also be easy enough to fix). Brake detail on the wheel backing plates is non-existent. Included are Monogram's excellent uni-directional Gatorback tires and a retooled set of the new 16" Formula wheels (They look great!)

The **decals** are minimal, but include "5.0 liter" hood decals, "Formula" door decals, underhood decals, nose and sail panel Firebird emblems and a personalized "Red Hot" Colorado tag.

Monogram has instituted a skill level rating on their new releases. Skill level 1 is a snap together, skill level 2 is more challenging and skill level 3 is most challenging. This kit is


rated skill level 2. This system should help younger modelers and those just starting out to select a model consistent with their abilities. In closing, an accurate kit of a current performance car that will make a nice addition to anyone's collection!

### Sneakin' a Peek!


This column will appear as frequently (or infrequently!) as new releases from the manufacturers. The idea behind it is to give a "thumbnail review" of the releases as they hit the shelves with a detailed review to follow at a later date (hopefully!). We'll see how it goes!

- \* **Dodge Stealth Indy 500 Official car** (AMT #6806): Molded in pale yellow...body retooled for an air deflector or lift-off roof panel (both smoked glass)...Strobe light with bar..."Official Car" graphics...Body-colored rather than chrome unidirectional wheels...smoked headlight covers still lack marker light detail.
- \* **El Camino SS** (AMT #6964): Molded in white...new Monte Carlo SS-style 5 spoke mags..."stylized" factory sidepipes...factory hood scoop...tonneau cover..."El Camino SS" graphics in black & silver(!)
- \* **'70 "Vette LT-1/ZR-1** (AMT #6218): Molded in light gray...choice of building LT-1 or ZR-1..."full dress" rallies & "Open" rallies present...rectangular chrome tailpipe tips..."blanked off" dash...nicely engraved & nearly flash-free...instructions include capsule history of both LT-1 & ZR-1 along with notes in instructions regarding ZR-1 or LT-1 only items...black on white LT-1 stripes included...decals also include "350" air cleaner decal, radio decal(!), and owner's manual cover decal(!).
- \* **"Hot Wheels" snaps** (AMT #6170FO-'82 Camaro; #6171FO-'82 Firebird; #6173FO-'84 Ford Panel; #6174FO-Chevy Pickup; #6165FO-'82 'Vette; #6167FO-Dune Buggy; #6168FO-'55 Chevy; #6169FO-Porsche)Molded in assorted hot colors...sizzlin' graphics...chrome included in some.
- \* **"Maxwell House" T-Bird** (Monogram #2942): Molded in Dk. Blue Metallic...very nice decals... same 'ol early '80's chassis (!).
- \* **25th Anniversary Lamborghini** (Monogram #2935): Molded in red...nice, new OZ wheels...incorrect P7 Pirelli tires...all vents on body molded open..."2x4" bumper included (thanks to the Feds!)...minimal flash...top end of engine as well as engine hatch incorrect.
- \* **"Western Auto" Lumina** (Monogram #2949): Molded in white..."Days of Thunder" or "Goodwrench" Lumina in new box with very nice decals inside (ignore box art, guys!).

1970 FIREBIRD  
JUDGE



WHAT IF.....?



## 1970 1/2 Pontiac Trans Am

(Monogram #2794; one version; 70 pieces; white, chrome, clear, clear red, vinyl tires)

**Trans Am.** Pontiac's entry into the Trans Am Championship Series. Pontiac was into aerodynamics long before it was fashionable. Consider the Monogram Trans Am, the subject of this review.

Pontiac's aerodynamic research determined that at higher speeds, the Trans Am hugged the road best with a series of spoilers and air dams. The front fender air extractors not only vented hot, underhood air, they also relieved pressure that would otherwise have caused upward lift on the nose of the car. The rearward-facing hood scoop drew air from the high pressure area at the base of the windshield (It was functional until "noise regulations" closed it in 1973). The front air dam and wheelwell spoilers produced downforce, thereby "gluing" it to the road (Ed. **Note: After owning two of 'em, believe me, it worked!**).

Monogram did a good job on this kit, a re-tool of the '78 Trans Am. The **body** is molded nearly flash-free in 6 pieces- body, front bumper/valance, hood, rear spoiler, rear bumper and rear pan. The tops of the front fenders seem a bit too flat, but I believe some judicious use of sandpaper will help. The front bumper is also a bit fidgety in it's fit. The front fender air extractors are actually separate pieces, but they appear to be molded in. Some attention with an Xacto knife to make them appear to be separate pieces is called for. An underhood blooper if you will permit me- to my knowledge, maintenance-free batteries didn't exist in 1970! The side marker lights are also back-dated to 1970 1/2. Side view mirrors have separate chrome faces. The underside of the roof is textured to give the impression of a headliner and there is a dome light molded in as well.

The **interior** has it's good points and bad points as well. The seats have been redone in the proper upholstery pattern and low back bucket seats with headrests and door panels to match. The assist strap is missing from the door panels and the door latches and window cranks exhibit light detail. The car is equipped with an automatic (Turbo 400), and includes the appropriate auto shifter. The dash exhibits good engraving with a nice Formula steering wheel with a separate chrome center (which should be black) as well.

The **glass** is nice as well, with the front window having sunvisors molded to it. Headlight lenses are also included on the clear parts tree.

The **engine**, a 400 cubic inch, 325 horsepower unit (a Ram Air IV, 400 cu. in., 335 hp. engine is optional), is nicely done with little change from the '78 required. Of particular note, the **carburetor** exhibits very nice detail. Unfortunately, no lower radiator hose is present. The **chassis** also remains visually unchanged from the '78. The exhaust system, on the other hand, is all new. Gone is the catalytic converter/twin turbo exhaust system. In it's place is a new unit with proper dual exhausts flowing into a single transverse muffler and exiting through twin separate chrome tail pipes. The **wheels** are very nicely done Rally

II's with open slots. There is no disc brake detail on the wheel backs. Tires are Goodyear GT Radials which aren't stock for this car (F60-15 Polyglas white letter, bias belted tires are). But they are still nice.



The decals are minimal, but nice. They include both sets of stripes available—Lucerne Blue stripes, appropriately fogged at the edges (you are on your own matching the hood scoop!), and the White stripes w/black border. Also included are both blue and white "Trans Am" logos for the front fenders and rear spoiler as well as the small eagle for the "nose" of the "Bird" and a personalized Illinois "Trans Am" tag.

Despite the few minor flaws present in this kit, I, for one, am very glad that Monogram decided to make the modifications to the tooling to give us this early 'Bird (Sorry, I couldn't resist!). With some minor modifications, it could be updated all the way to 1973 (and that means SD-455 status!). Gotta run, so I can get started on my 1972 455HO Trans Am!


#### BITS & PIECES

\*\*\*\*\*

\* For anyone interested, there are still a few MAMA plates left! The price is \$8.00 per set (3.00 per set goes to the club). Contact Norman Weber to place your order!





Replicas & Miniatures Company of Maryland



has moved  
on ...  
JUNE 1, 1991

our new  
address  
is ...



317 Roosevelt Ave., S.W.  
Glen Burnie, MD 21061

Phone is the same

301-768-3648


6 Page Catalog - still \$1<sup>00</sup>

- \* Congrats to Norm & Mary (heretofore known as "Harry & Harriet Homeowner") on the purchase of their new home! Along these lines, Norm & Mary are planning on hosting the Third Annual MAMA Picnic (Gee, sounds kinda official, don't it?) next year at their place, so mark your calendars (As soon as Norm tells ya when to mark 'em!)
- \* Hot tip! Anyone in search of a reasonable paint for race car interiors and aluminum wheels, try Krylon Dull Aluminum. Yours truly saw a sample of it at the club picnic and it looks real nice! Thanks to Harry Charon for this tidbit!
- \* Oops! My apologies to Dirk Johnson! It seems as though when I reported the GSLMCC results last month, I inadvertently omitted Dirk. He was awarded 3rd Box Stock for "some 'ol Honda" he drags around (his words!). Sorry Dirk and Congrats!
- \* Bikers! There is a new company out there which will be producing Motorcycles dating from the '20's up to and including the '50's in about 1/24 scale. These will include BSA's, BMW's, Norton's, and so on. Their first bike will be a 1926 Brough Superior SS100. It will include a base engraved with the name and year on it and will be available with or without a rider. The bike will consist of about 12 separate pieces some of which are chromed. It will also be available fully assembled or in kit form. For price and ordering info, contact S.A.M.S., P.O. Box 4, Hull, East Yorkshire, HU6 8NW, England.
- \* The Larry Boothe Travel Agency is now booking tours to beautiful downtown Totowa, N. J. which is the site of the 5th Annual North East Challenge Model Car Contest & Swap Meet. Seriously, if you are interested in going, contact Larry as he is organizing one of our (in)famous "road trips". The date is June 22, 1991. If I had to tell you that, then chances are you haven't gotten anything built to enter and would probably be going as a spectator anyway!
- \* HELP! Did you know that Monogram/Revell has a toll-free help line? Whether you have a question on how to achieve that contest-quality paint job, applying bare metal foil, trying to find that rare kit or have questions regarding new releases, you can get the info you need by calling 1-800-833-3570. (Ed. Note: Hey, Monogram, how about a toll-free Customer Service line for missing or damaged parts similar to AMT?!?)
- \* With apologies to the unnamed author of the Trivia quiz which appeared in the November 1990 MAMA Newsletter (Ed. Note: Somebody DOES read these things!), Maxwell Smart drove three cars on the "Get Smart" TV series. The first two, as stated in the trivia quiz answers, were a red Sunbeam Tiger and a blue Karmann Ghia. The third was a gold Opel Manta. The Opel was used during the season that Max and his wife, 99, had their children. I just happened to see one of these episodes on Nickelodeon the other nite and I figured I would annoy everyone with this bit of insignifica (Ed. Note: Boy, you hit the nail right on the head that time, didn't ya!)

- \* **Reviews!** C'mon, guys! I know that there are more than half a dozen people amongst you that can write reviews! If a junior member of our intrepid group (Ed. Note: That would be Darian Willits' review of the "Back to the Future" DeLorean which appeared in the April 1991 issue!) can do it, why can't you? Pick up a pen (or even a crayon, if that works for you!), scribble down some comments on a kit (hopefully a new release!), and send 'em to me! Or, if you might be interested, contact me about getting an AMT sample kit to review (a word of caution here: if you do take an AMT sample to review and take longer than about 6 months to write the review for it, I will shoot your dog!)
- \* **Marlboro Motorama news!** Yours truly & "Mr. Resin Casting Specialties", Harold Bradford recently made the somewhat soggy trek to the Motorama (at the Charles County Fairgrounds) for the model car contest. The contest was divided up into age groups (by the show folks!); There were no awards for Classes 1 & 2; Class 3 was captured by Chris Bonaiuto of Waldorf, Md. for his fine '66 Shelby GT350; Class 4 was the adult class where the majority of entries were so some creative classification was the name of the game. Class 4 Replica Stock was won by our own Tim Powers for his '69 ZL1 Camaro; Class 4 Custom was won by Levin Cates for his '49 Merc; Class 4 Street Rod was won by Rick Martin for his '37/'39 Ford; and finally, the Magna "Best of Show" Trophy was awarded to Rick Martin for his dynamite '32 Renault Street Rod(!). Congrats guys, on a job well done!

**F-Body Trivia:** Remember the low spoiler (similar to the '69) available in early 1970 1/2 on the Camaro? It was a proven fact that it just didn't work for Chevrolet in racing. It just didn't provide enough downforce. It seems as though one, Jim Hall was testing a racing version of a '69 Camaro at the GM proving grounds when he saw a 1970 1/2 Trans Am undergoing tests at one end of the proving grounds. He was driven over to it for a closer look. Engineer Paul Lamar explained in detail his ideas on the rear spoiler. Following this meeting, Chevrolet worked out a deal with John DeLorean of Pontiac to buy the center section of the spoiler and then put their own end caps on it. These turned out to be the end caps cut at a 45° angle which became the Z28 spoiler. Funny thing is, this design was Pontiac's first idea, but apparently, the Design Studio rounded off these end caps to what they finally became! Believe it or not!

(This information can be found in "The Fabulous Firebird" by Michael Lamm, Chapter Seven, The Trans Am)



## COMING EVENTS

\*\*\*\*\*




- \* June 21 thru 23-All Truck Nats, Carlisle Fairgrounds in Carlisle, Pa. All trucks, all types! Flea market vendors & truck corral. (Hey, Tim!)
- \* June 22-5th Annual North East Challenge Model Car Contest & Swap Meet held at the Holiday Inn at route 46 W. in Totowa, N.J. For info, contact Tony Pocius, 449 Jauncey Ave, Lyndhurst, N.J. 07071 (201)438-0398.
- \* June 23-10th Mopars on the Beach at the Prince George's Equestrian Center in Upper Marlboro, Md. For info, call (703)207-9272.
- \* July 4 thru 7-Cincinnati Auto Replicas presents Model Car Spectacular at the Butler Co. Fairgrounds. For info, call Joe Dansberry at (513)863-9864 or Bill Bench at (513)683-8567.
- \* July 5 thru 7-New England Summer Nationals. Door prizes, giveaways, all-day DJ, Model Car show on Saturday. For info, call Bob at (508)987-3375 or Russ at (508)537-5646.
- \* July 6-New England Plastic Nationals presented by Masscar Model Club. For info, contact Neil Van Zile Jr., P.O. Box 274, Westwood, Ma. 02090 or call (617)769-2689.
- \* July 12 thru 14-Goodguys East Coast Nats '91 at Carlisle Fairgrounds in Carlisle, Pa. Win a 1991 GMC Syclone!!
- \* July 26 thru 28-Summer Carlisle '91 at Carlisle Fairgrounds in Carlisle, Pa.
- \* Aug 16 thru 18-Mopars at Carlisle in Carlisle Pa. Win a '69 R/T Hemi!!
- \* Aug 23 thru 25-Corvettes at Carlisle in Carlisle, Pa. Win a 1982 Collector's Edition!!
- \* September 22-Model Car, Toy, Collector's show and Contest at the Sheraton Inn in Warrendale, Pa. (Route 19 & 179). For info, contact Jeff Linkowski, 446 Coolidge Ave., Pittsburg, Pa. 15228 or call (412)341-2180 between 5 and 11 P.M.
- \* Oct 3 thru 6-Fall Carlisle in Carlisle, Pa.
- \* Oct 6-Cincinnati Auto Replicas present The 5th Annual Southwest Ohio Model Car Challenge. For info, contact Joe Dansberry or Bill Bench (see numbers above).
- \* Oct 12-NNL #12 at the Lucas County Rec Center (Key St) in Maumee, Ohio. This year's theme-Shoeboxes (Car or Truck!) from '49-'59! (Ed. Note: Otherwise known to us "East Coasters" as "The Big Go West"!).
- \* Oct 18 thru 20-IPMS Region II Convention held at BWI Airport. For info (or even to volunteer your services!), call Bernie Hackett at (301)882-2352.
- \* Nov 3-Fall Model Car Spectacular 1991 hosted by The Adirondack Glue Crew at the Sons of Italy Hall, 415 Liberty St, Schenectady, N.Y. from 9 A.M.-3 P.M. Or, call (toll-free!) 1-800-962-8007 for further details!
- \* Nov 10-1991 AMS Convention at the Southwest Challenge in Irving, Texas. For info, write The Southwest Challenge, P.O. Box 193, Bedford, Texas 76095.





CLASSIFIEDS

\*\*\*\*\*

WANTED-Any Ferrari-related items as well as back-issues of Cavallino magazine. Call Harold Bradford at 604-9591




WANTED- 2 Monogram 1969 GTD Judges. Also 4 Monogram Mini-Exact Pontiac Grand Prix Stock Cars. Contact Tim Sickle at 249-3830.



WANTED-Rear axle assembly from Revell kit #7153, 7/11 Mustang GTD. Will buy reasonably priced kit (even if damaged or partial) to get these parts. Contact Tim Powers at 255-3976 (or see me at the meetings).

COMIN' AT YA!



STREET ROD SEASON!!

Anyone having an item for the Newsletter whether it is a Bit, a Piece or even a Classified, it can be included by contacting one of the individuals listed below:

Timothy C. Sickle  
15905 Ark Court  
Bowie, Maryland 20716  
(301)249-3830

Norman F. Veber  
7479-D Furnace Branch Road  
Glen Burnie, Maryland 21061  
(301)769-3648