

MARYLAND AUTOMOTIVE MODELERS ASSOCIATION


Volume 3, No.12 Aug. 1991

by: Timothy Sickle

About 35 people were in attendance at the July meeting which had as its highlight the presentation of a well-deserved award. The award, a mint, unbuilt '59 El Camino re-issue was presented (with the appropriate pomp and circumstance!) to Tim Powers. The reason? Tim is the only "Mama's Boy" that can lay claim to perfect attendance! Congrats, Tim!

The raffle raised \$82.00. The club would like to thank the raffle donors as shown below: "Deuce Coupe" Gransee, Jim Bray, Larry "No Hot Rod" Boothe, Pat Maphis, Charlie Scheerer, Ron & Dave Roberts, Gary Sutherlin, Gary Frazee, Brad, Charlie Saglinbene and Replicas & Miniatures Co. of Maryland. Special thanks also go to those as shown below:

Charlie Atkinson,
Family Hobbies
1348 Stevens Avenue
Baltimore, Md. 21227





John O'Neill,
AMT/ERTL
Highways 136 & 20
Dyersville, Ia. 52040

Dan Johns,
RPM Craft House Corp. (Lindberg)
328 North Westwood
Toledo, Ohio 43607

Ed Sexton,
Monogram/Revell
363 North Third Ave.
Des Plaines, Ill. 61101

John Dewey,
Testor's Corporation
620 Buckbee Street
Rockford, Ill. 61101



A big Thank You! goes out not only to all those people who donate items for the monthly club raffles but also to the manufacturers for their continued support! Without this support, the club would not be where it is today!

It also bears mentioning at this time that Dirk Johnson (a.k.a. Detail Master, P.O. Box 1465, Sterling, Va. 22170) will be a very active supporter of not only our club, but many other clubs across the country as well. It's up to us to actively patronize Detail Master in appreciation of his continued support [Ed. Note: With the detail items he has currently available (or on the way!), I don't believe this will be a problem!]



Rat Fink by: Ed "Big Daddy" Roth

(Revell #6199; one version; scale unknown; 9 pieces; molded in white and transparent red)

I'm real excited about the Rat Fink kits. I remember having one in the mid 60's, unfortunately I don't remember which one it was. For those of you who don't remember, Rat Finks were all the rage. They showed up on everything from lunch boxes to T-shirts. As I recall, Revell had the Rat Finks, Hawk had Wierdo's, Testor's had Grodies and Aurora had the movie monsters. The last time I saw a Rat Fink for sale at a swap meet, the guy wanted \$125.00 for it! And that was a firm price!! Not willing to pay these collector prices, I'm glad the "Rats" are back and I hope Revell reissues all of them. I know there are a couple more. I guess you could say they have historical value for us Ed Roth fans.

The kit is molded almost flash-free and the parts fit together nicely with the exception of the 2-piece body, which needed a little filing to get it to fit right. I reshaped the body a little around the elbows and filled the seam with super glue and sanded it smooth. I glued mine together completely except for the 2 red eyes before I painted it. It probably would have been easier had I left the feet off but then he wouldn't stand up. I primed him with Dupilcolor primer then airbrushed the skin with Floquil. Don't ask me what colors, I just dumped colors together until I came up with Gross Green. The R.F. letters were painted Floquil Brass, and the pants(?) were painted with Liquitex red then detailed with Testor's red, black and white. I spent one evening on assembly and two evenings on painting. If I build another one, I'm going to use flock. This kit is easy to build and fun to play with. I thank Revell for the re-issue, it was a nice break from building cars.

by: Dave Roehrl




Big Block Chevy High Performance intake manifold

(Scale Resin Detailers #SRD-001)

This particular part, as it's name implies, is a big block Chevy Hi-perf manifold. In checking my latest Jeg's catalog, this manifold very closely approximates a Team "G"/Power Ram or an Edelbrock "Victor" manifold. This manifold is made to fit Revell's Yenko Camaro engine (and possibly others as well). The use of Monogram's Pro Stock carburetor is recommended (others may be modified to fit). The manifold is modeled in a nice, white resin and is flash-free. There is a small hole at the distributor location as well as flange detail and a slightly larger hole at the radiator hose mounting point. The price on this part, \$1.50, is extremely reasonable. Perhaps this is just the part I have been looking for to build my "Real Street" big block-powered

stoner? For further info on Scale Resin Detailers line of "goodies", drop Tim a line at Scale Resin Detailers, 808 224th Street, Pasadena, Md. 21122-1348 and tell him I sent ya, OK?



by: Tim Sickle

1969 Dodge Charger Daytona

(AMT/ERTL #6278; one version; 90 pieces; white, clear, clear red, chrome, vinyl tires)

Take the 1969 Charger 500 kit (which traces it's lineage back to the original MPC '68 Charger molds), add some semi-accurate, ill-fitting nose pieces, hood and wing, and some good decals, and what do you get? The disappointment of the year! And just to add the final insult, weld off the Charger 500 grille from the mold so the kit buyer can't even give up in disgust and build the 500 as an alternative. After all, you'll be saving a whole quarter of a cent in raw plastic.....

Coming on the heels of the beautiful chassis, engine, wheels, etc. of the '68 Roadrunner and '69 GTX, this re-re-re-release of the tired old MPC Charger made me want to throw up. And it's not just a matter of replacing all the running gear with updated pieces, either, it's the Charger body that's the major headache here!

The rear quarter windows aren't the right shape. The Charger emblems on the roof are too big, too thin, and in the wrong place. Front and rear side marker lights are in the wrong place. There are chrome trim moldings on the rear wheel openings but not on the front. There are sinkholes and flash everywhere. Of the four kits I have examined, two had bodies so badly warped across the cowl area that they were unbuildable. I made AMT replace mine, along with the hood, which seemed to be warped in the other direction. The replacement body (delivered in just over two weeks) was better, but the replacement hood was identical to the other two kits I saw. It must be in the mold.


There are separate "cheek" pieces to mate the front fender tips to the Daytona nose; I recommend cutting a "step" for these in the fenders with a file to cut down on puttying and sanding, which will still be necessary. While you're at it, you might as well glue on the nose and putty that all up too, then cut it back off with a razor saw. You see, the Daytona nose should meet the front fenders in a straight line, not in the curve seen here.

The rear wing looks at least workable, but if it were missing entirely, at least it wouldn't be too hard to scratch up from sheet styrene. The rear stripe decals in **black, white** and **red** are nice.

Having just struggled through the Charger 500, I'm not at all looking forward to building this one. It not only shames the ERTL catalog, it's a blight on the whole industry. It's the **disappointment of the year**, coming from behind at the last minute



to snatch that honor from the AMT '70 1/2 Camaro. Recommended only if you must have a Daytona for your shelf and are willing to walk through Hell to have a good one....

by: Steve Mesner





Got glue on my windshield

Got glue on my windshield
Oh no, could it be?
What a mistake,
How could that happen to me?
With months of planning
Lots of time spent
Looking for the perfect parts
All must be mint



Spotless detail on the engine
Wires, hoses, and linkage too
All is a waste now
because my windshield shows glue



The very smoothest paint job
The best I've ever done
No orange peel, no fisheyes
Not even a run




With contest dreams in my eyes
I thought I built the perfect kit
But I got glue on my windshield
Now my model's not worth _____!

(Reprinted from the Cincinnati Auto Replicas newsletter.
Thanks, guys! We needed that!)

1955 Chevy Cameo Pick-up

(AMT #6053; 1/25; one version; 116 pieces; white, chrome, clear, vinyl tires)

Many model builders owe Jim Barnes of Queenstown Auto Service of Hyattsville, Md. a debt of gratitude. Why? For allowing the ERTL Company to crawl all over (and under!) his fine '55 Chevy Cameo pick-up to give us an accurate replica (Ed. Note: ERTL does credit Mr. Barnes in the instructions)



I am by no means an expert on this vehicle, but seein' as how it has been such a long time coming, Let's not waste any more time and get to it! If I "slip up" somewhere or miss something, then so be it. In this case, I invite 2nd (and even 3rd!) opinions if you are so inclined.

The engine is an excellent 23-piece small block which appears to be very accurate. Some of these pieces include a 2-piece oil filter, oil filler tube, 2-piece air cleaner covering the 2bbl carburetor, and some sharp non-chromed valve covers displaying the "Chevrolet" script

The 17-piece chassis is also very nice. Rather than being a combination chassis/floor pan AMT did the chassis as a separate, ladder-type unit upon which everything is built or attached. The front and rear suspensions are comprised of 6 pieces each (including a very nice set of shocks & springs!). Also included is a separate steering box and a 2-piece exhaust system.

The wheel/tire combo consists of nice chrome Cameo hubcaps and Firestone Supreme blackwall tires (which will have the whitewalls added by the builder).

The pick-up cab is molded with a minimum of flash, and other than the door handles and window trim, is devoid of emblems (AMT chose to mold them separately!). The areas where these emblems are destined to go are lightly marked to aid the builder in accurately locating them in their proper place. Thanks, AMT! A minor problem here—the rear glass is a tight fit. A file and a few careful strokes should cure this.

The 8-piece pick-up bed box contains inner panels and the tailgate is hinged. The pick-up bed has woodgrain texture molded in.


The interior is done tub-style which, unfortunately, means weak door panel detail. The interior doesn't contain many parts, but it has the right "look". Included is a fuel tank, seat w/folding back, firewall, dash steering wheel w/column and clutch and brake pedals.

The chrome appears to be very nicely done, being smooth and bright with no real flaws evident. AMT has had some trouble with chrome in some recent kits, but appear to be back on track with this one!

The instructions are very well done with all parts identified by name. Also included is an accurate color guide to aid in painting. Here's where I must nitpick a minor point—the instructions call for the engine assembly to be painted Commercial red. Well, I'm sorry but the exhaust manifolds would look better in steel or rust (Ed. Note: Hey, "Junkman!"). To AMT's credit, they even give detailed painting instructions for the Cameo hubcaps(!), the dashboard, the steering wheel....well, you get the picture!

The decals are minimal. They include Michigan "NCT 055" and "U-S-A-1" plates, the ubiquitous "I love model cars" bumper sticker and some mild flames.

Based on what I've seen here (and detailed herein), AMT should sell a ton 'o these babies! On a recent hobby shop "run" with some modeling friends, 4 Cameos (3 to one guy!) bit the dust! And with AMT's upcoming release of the '55 Chevy Stepside this fall, I anticipate another winner! Keep 'em comin', AMT!



by: Tim Sickle


Sneakin' a Peek!

This column will appear as frequently (or infrequently!) as new releases from the manufacturers. The idea behind it is to give a "thumbnail review" of the releases as they hit the shelves with a detailed review to follow at a later date (hopefully!). We'll see how it goes!

- * "Country Time" Olds (AMT #6819): Molded in lt. gray..... nice decals....nicely proportioned Olds body....nice glass....opening trunk w/fuel cell detail....very nice "wrapped" headers....tires blank on one side for easier stenciling....very nice box art.
- * '55 Chevy Cameo Pick-up (AMT #6053): Molded in white(!).. ...nice excellent 23-piece small block....very nice chassis detail....good proportions on cab & bed....separate emblems....good painting instructions.... ..minimal decals.
- * '55 Chevy Street Machine (AMT #6001): Molded in white(!). ..custom seats....Weiland air cleaner included!....Goodyear Blue Streak slicks included....nice Ca. "LITEMUP" plates....chassis still includes molded-in exhaust for street machine!....white Centerline-style wheels also included.
- * "Coors Light" T-Bird (AMT #6740): Molded in Lt. Gray..... See "Country Time" Olds above.
- * Diablo Aero (AMT # 6148): Molded in White(!).... nice 5-spoke mags....new aero package including rear wing, front bumper, and custom side air ducts...."Diablo Parking only" sign decal (sign must be scratchbuilt)....remainder identical to previous Diablo kit.
- * "Valvoline" & "Castrol GTX" Fuel dragsters (Revell #7422, 7425): Molded in white(!)....nice, new dragster front wheels....good twin-plug hemi engine....colorful, well-registered decals....many chassis details which will be covered upon assembly....rear disc brake rotors!
- * "STP" & "Pennzoil" Firebird Pro Stocks (Revell #2933, 2934): Molded in Blue (or Yellow)....very colorful decals....updated '91 bodies....new wheels, old slicks....retooled door glass....extra braces added to driver's area....new valve covers, rear wing & wing supports.
- * Ford F-350 "Dually" Pick-up (Monogram #2948): Molded in Red (body) and dk metallic gray (chassis, interior & p/u bed)....very good chrome plating including nice deep dish rear rims....big Goodyear GT Radials rather than proper one ton wheels....all factory stock trim similar to F-250 kit.
- * Baldwin-Motion 427 Corvette (Revell #7427): Molded in Metallic blue....nice, smooth, shiny chrome....American 5-spoke wheels w/textured centers and valve stems (!)..... ..sidepipes are massive & good looking....new hood..... ..Goodyear GT Radials (Boo! Hiss!)....white Baldwin-Motion decals.



BITS & PIECES




- * "Deuce Coupe"! Anyone interested in keepin' in touch with Al Granssee, he can be reached at the following address: P.O. Box 246, Plattsmouth, Neb. 68049. I'm sure "Deuce Coupe" would love to hear from anyone who cares to write!
- * Jackets! Any of you newer members wanting club jackets, they will cost \$38.00 and will be similar to current club jackets (satin with silver club logo on breast pocket and larger logo on rear). At least initially, Jerry needs to place a minimum order of 12 and he already has 6. After that, we can order as many (or as few) as we want. So if you are interested, contact Jerry (preferably with the money!).
- * AMS! Yours truly had an interesting conversation with John Boettger of AMS recently. He was pleased to inform me that coverage of MAMA's NNL-style show will appear in the issue of **Scale Wheels** scheduled to be mailed out any day now (if you haven't received it already!). Anyone in the club interested in joining (or re-upping!) in AMS will receive this "special issue" at no charge! If interested, send your check (or money order!) to the AMS c/o John Boettger and write "MAMA issue" on your check.
- * Rumor Mill! Rumor has it that we will see Viper promos by years' end! Believe it or not!
- * Racin' fans! It seems as though **Model Car World** (P.O. Box 85, Valparaiso, In. 46384) has a new line of racing paints to add to their already excellent selection! Colors such as "Tide" Orange, "Country Time" Yellow, and "Purolator" Red are just a few examples. Check it out! Also for you race fans, **JNJ Hobbies** (6512 Baum Drive Suite B, Knoxville, Tenn. 37919) will be releasing decals for the Armed Forces cars that only ran in the Daytona 500.
- * Reference Fanatics! For those of you looking for that particular detail shot, The latest issue of "**Corvette Fever**" (Aug. 1991) has thoughtfully provided us with a color spread on the "original" ('70-'72) ZR-1 'Vettes. And so you Ford fans don't feel left out, the latest issue of "**Super Ford**" (Aug. 1991) contains some excellent photos of the "Whistler" Mustang Trans Am car. In addition to this, **Mustang Monthly** (Sept. 1991) could be considered a Ross issue (as in Mustangs-302, 351 & 429!). So if either of these cars "rings your bell", run, do not walk out and scarf up these magazines before they disappear!
- * Contest fans! One of our local hobby shops, specifically **Pro Custom Hobbies** (721 Frederick Road, Catonsville, Md. 21220 (301) 788-8770) is sponsoring a **Model Car & Truck Contest** (see flyer elsewhere in this issue)! The dates are Sept. 9-Sept. 27. Check out the flyer for specifics and drag out that "killer" contest model and bring it along!

- * **Tip 'O the month!** Do you wanna cut your waiting time for body putty to fully set up from 12 hours to twenty minutes?!? Try **Super glue** as a filler! Not only will it set up much faster to allow you to get back to work sooner, but super glue won't shrink up like body putty will with time. Believe it or not! Thanks to Larry "No Hot Rod" Boothe for this tidbit! If you have a tip that might bear repeating, either get it to me at a meeting or send it to my address (which appears at the end of this newsletter, if you hadn't noticed!)
- * **New Stuff!** Hot on the heels of their first effort, R & D Unique has introduced a **Fat Fender frame** and are also test marketing custom wheels in both plastic and metal. Next up, we have **Detail Master** introducing **Coils w/straps**, and **separate oil breathers**. I'm tryin' to keep up! Check 'em out!
- * **More new stuff!** We will have two more new funny cars from Revell very shortly. They will be the "**Raybestos**" Cutlass of Nick Boninfante and the "**Otter Pops**" Cutlass of Ed McCulloch. Thank yew, Revell!

Bulletin Bulletin Bulletin Bulletin Bulletin

Scale Resin Detailers is here! Now there's finally a company dedicated to serving car modelers who build Rods, Customs, Street Machines, and class racers. **Scale Resin Detailers** has just released their first series of distinctive detailing parts for the demanding model car enthusiast. Included in this first series are:

- * Tri-bar flipper hubcaps
- * Concave-spoke mag wheels
- * Wheel backs for aftermarket wheels
- * Drum brake backing plates
- * Ford nine inch rear axle
- * Centrifugal supercharger
- * High performance Big block Chevy intake manifold
- * Blow-proof bellhousings for both small & big block Chevy engines



All of these parts in a pin hole-free, compliant white resin compound. All are highly detailed and versatile in application. The bellhousing and drum brake backing plates feature some of the crispest hex bolt detail found anywhere and the nine inch rear is easily cut to fit any vehicle with any type of suspension. If interested, **Scale Resin Detailers** can be reached at 808 224th Street, Pasadena, Md. 21122-1348 or call (301)255-3976 between 5 and 10 P.M. EST (if no answer, please leave a message). Thanks!

- * **Road Racers** (that means you, Gary!) There is a new all resin kit of the legendary 1954 D Type Jaguar. The kit features a two-part thinwall resin body but it is not a complete kit. Other parts needed include gear lever, steering wheel from the parts bin and the front subframe, radiator, etc. from an E Jaguar kit. The kit is an

extensively reworked Merit kit with correct front and rear ends, wheel arches, etc. This will also be a **very limited production kit**. The body kit is \$50.00, and there is an optional engine kit for \$10.00 more. Wheels (without tires) are available from Replicas & Miniatures Co. of Md. and decals are available from Fred Cady. Interested? If so, contact Johnson Classic Automobiles, the Heavy Industry division of Teapot Graphics, 106 Fairview Ave., Capitola, Ca. 95010 (408)475-3951 (except Fridays) for further info.

- * FYI! That toll-free hotline for Revell/Monogram published in the June 1991 newsletter is for model building tips and help only! In other words, if you call that number to request any missing or damaged parts, you will be given a non toll-free number for Customer Service at Revell/Monogram or asked to request your parts by mail! I reiterate Revell/Monogram! How 'bout a toll-free Customer Service hotline for those of us who spend our hard-earned bucks on the "latest and greatest" and sometimes end up with missing and/or damaged parts?!?




COMING EVENTS




- * Aug 16 thru 18-Mopars at Carlisle in Carlisle Pa. Win a '69 R/T Hemi!!
- * Aug 23 thru 25-Corvettes at Carlisle in Carlisle, Pa. Win a 1982 Collector's Edition!!
- * Sept. 2-Plastic East model car show and swap in conjunction with 8th annual Lead East Car Show/50's weekend. For info, SASE to Joel Naprstek, 76 Park Place, Morris Plains, NJ 07950 or call (201)285-0692.
- * Sept. 15-Franklin Mint 5th Annual Antique Automobile Festival. For info, call the Franklin Mint Museum at (215)459-6582.
- * September 22-Model Car, Toy, Collector's show and Contest at the Sheraton Inn in Warrendale, Pa. (Route 19 & 179). For info, contact Jeff Linkowski, 446 Coolidge Ave., Pittsburg, Pa. 15228 or call (412)341-2180 between 5 and 11 P.M.
- * Oct 3 thru 6-Fall Carlisle in Carlisle, Pa.
- * Oct 6-Cincinnati Auto Replicas present The 5th Annual Southwest Ohio Model Car Challenge. For info, contact Joe Dansberry at (513)863-9864 or Bill Bench at (513)683-8567.
- * Oct 12-NNL #12 at the Lucas County Rec Center (Key St) in Maumee, Ohio. This year's theme-Shoeboxes (Car or Truck!) from '49-'59! (Ed. Note: Otherwise known to us "East Coasters" as "The Big Go West"!).
- * Oct 18 thru 20-IPMS Region II Convention held at BWI Airport. For info (or even to volunteer your services!), call Bernie Hackett at (301)882-2352.
- * Nov 3-Fall Model Car Spectacular 1991 hosted by The Adirondack Blue Cruce at the Sons of Italy Hall, 415 Liberty St, Schenectady, N.Y. from 9 A.M.-3 P.M. Or, call (toll-free!) 1-800-962-8007 for further details!

* Nov 10-1991 AMS Convention at the Southwest Challenge in Irving, Texas. For info, write The Southwest Challenge, P.O. Box 193, Bedford, Texas 76095.



CLASSIFIEDS






WANTED-Any Ferrari-related items as well as back-issues of Cavallino magazine. Call Harold Bradford at 604-8591.

WANTED- 2 Monogram 1969 GTD Judges. Also 4 Monogram Mini-Exact Pontiac Grand Prix Stock Cars. Contact Tim Sickle at 249-3830.

WANTED-1966 Monogram Hertz Shelby GT350 (preferably unbuilt), also need Monogram Boss 429 hood and decal set. Contact Chris Bonaiuto at 843-1484 or write 3511 Fox Ridge Rd. Waldorf, Md. 20601.

WANTED-Reasonably priced 1988 NASCAR fuel pump or equivalent. Also have the following kits for trade: AMT #6144-'91 Corvette convt, #6278-Dodge Charger Daytona, Revell #7398-Henry J. Contact Dave Jr. at 254-9574 or see me at a meeting.

WANTED-AMT '34 Ford Coupe either unbuilt or in restorable condition. Contact Dave Roehrl at 876-8007.



Anyone having an item for the Newsletter whether it is a Bit, a Piece or even a Classified, it can be included by contacting one of the individuals listed below:

Timothy C. Sickle
15905 Ark Court
Bowie, Maryland 20716
(301)249-3830

Norman F. Veber
317 Roosevelt Ave., S.W.
Glen Burnie, Maryland 21061
(301)768-3648



721 Frederick Road
Catonsville, Maryland 21228
(301) 788-8770

Pro Custom Hobbies' Contest #3 FIRST EVER SCALE CAR AND TRUCK CONTEST 1991

Contest Rules: The object of this contest is not to create the most outrageous vehicle but to create the most *REALISTIC*. Car and truck models can be entered in any scale between 1/87 thru 1/24 inclusive. Vehicles must be based on an existing or previously existing prototype. If the vehicle you build is based on a customized vehicle, *a recognizable photograph of that prototype must be provided.*

Bring your entry to Pro Custom Hobbies, 721 Frederick Road, Catonsville, Maryland, with the attached contest application form. There is no fee to enter and you may enter as many models as you wish. Each entry must have its own entry form. Winners will be chosen by popular vote.

Contest Deadlines: All entries must be in the store by September 7, 1991. Voting will take place from September 9 - September 27.

Winners will be announced SATURDAY, SEPTEMBER 28, 3:00 PM, in the store.

Prizes : Gift Certificates worth \$20 will be awarded to the winners in the following four categories: Best Stock Car, Best Custom Car, Best Stock Truck, Best Custom Truck.

Pro Custom Hobbies' Contest #3
First Ever Scale Car and Truck Contest 1991
Entry Form

Name _____

Address _____

Telephone _____

Description of entry _____

Car Truck Stock Kitbashed Scratchbuilt Scale _____

Entry Number _____ Date of Entry _____

(for Pro Custom use only)

Club Sponsors & Supporters

(Editor's note: If your business card doesn't appear here it doesn't mean that we have forgotten you, it merely means that we do not have a business card on file! If this is the case, please contact me at the address at the end of the newsletter and we will remedy the situation for future newsletters. Thanks!)



Resin Casting Specialties
14008 Adkins Road
Laurel, Maryland 20708
(301)604-8591

— Replicas & Miniatures  Company of Maryland —


Professional Modelmaking
Industrial, Commercial & Personal Use

Harold Bradford

Susanne Bradford

7479-D FURNACE BRANCH ROAD
GLEN BURNIE, MD 21061


NORMAN F. VEBER
(301) 768-3648



**Doll Houses • Doll House Accessories • Dolls
Trains • Estes Rockets • Model Cars**

1348 Stevens Avenue
Baltimore, MD 21227
(301) 247-3239

— Store Hours —
Mon/Tue/Wed - 10 - 7:00
Thurs/Fri - 10 - 8:00
Sat - 10 - 6:30



WHEELS HOBBY SHOP
"Motoring In Miniature"

45 Waverly Drive
Unit O
Frederick, MD 21701

John Mauchamer
(301) 698-9545

GPA-HOBBIES
GUARANTEED PERFORMANCE AIRCRAFT

ERIC BAUGHER

LOUIS K. LEVINE

3498 CRAIN HIGHWAY
COLLINGTON PLAZA
BOWIE, MD 20715

(301) 805-9004
FAX (301) 805-9007
1-800-635-4244



Trains & Railroadiana
Bought-Sold-Traded

REVELL/MONOGRAM
363 N. THIRD AVENUE
DES PLAINES, IL 60016
(708) 390-8910 • FAX: (708) 390-0056

721 Frederick Road
Catonsville, Maryland 21228
(301) 788-8770

ED SEXTON
Product Manager