

## MARYLAND AUTOMOTIVE MODELERS ASSOCIATION

**Volume 4, No.3 Nov. 1991**

by: Timothy Sickle

About 25 people were in attendance at the October meeting. The turn out would have been better, except for the fact that many members took advantage of the proximity of the IPMS Crabcon Convention held at the Holiday Inn at BWI Airport. A few of our own, namely Tim Powers and Norman Veber had vendor space at the show, while several other members entered. For results, see the item in Bits & Pieces. A unique sight at the meeting for those unable to attend was a speechless Lyle Willits (due to some sort of cold or laryngitis)! Seriously Lyle (and everyone else for that matter!), thanks for the kind words with regard to the event coverage MAMA has received from Scale Auto Enthusiast, Plastic Fanatic, Model Car Journal and Scale Wheels. It was fun to do, and very rewarding to see so many fine magazines give our event some space. Lookin' forward to next year!

The raffle raised \$43.00. The club would like to thank the raffle donors as shown below: Gary Sutherlin, Pat Maphis, Ron Roberts, Charlie Scheerer, Jerry Flynn and Rex Turner. Special thanks also go to those as shown below:

Eric Baugher,  
GPA Hobbies  
3498 Crain Highway  
Bowie, Md. 20715



John Mauchamer,  
Wheels Hobby Shop  
45 Waverly Dr., Unit 0  
Frederick, Md. 21701


Dan Johns,  
RPM Craft House Corp. (Lindberg)  
328 North Westwood  
Toledo, Ohio 43607

John Dewey,  
Testor's Corporation  
620 Buckbee Street  
Rockford, Ill. 61101

Charlie Atkinson,  
Family Hobbies  
1348 Stevens Ave.  
Baltimore, Md. 21227

John O'Neill,  
AMT/ERTL  
Highways 136 & 20  
Dyersville, Ia. 52040

Ed Sexton,  
Monogram/Revell  
363 North Third Ave.  
Des Plaines, Ill. 61101




It bears repeating at this time that Dirk Johnson (a.k.a. Detail Master, P.O. Box 1465, Sterling, Va. 22170) is a very active supporter of not only our club, but many other clubs across the country as well. It's up to us to actively patronize Detail Master in appreciation of his continued support [Ed. Note: With the detail items he has currently available (or on the way!), I don't believe this will be a problem!]

**\*\*\*\*\* PLEASE NOTE!!\*\*\*\*\***

The rundown for the January thru May meetings is as follows-**January:**Third Saturday from 12:30-5:30 in **Building B** (Upper level). Park near bldgs D & E and enter the upper floor of bldg B (the "Quad"). The months of February, March and May-Third Saturday from 12:00-5:00. The month of April we will be meeting on the **fourth Saturday** from 12:30-5:30. So, please note the room change in January (Bldg. B) and the day change in April (Fourth Saturday). See ya there!

New Items from Revell/Monogram:

Snap Kits:



'Castrol' and 'Otter Pops' Funny cars (1/32), Viper RT/10 (1/25), 'Kracol', 'Havoline/K-Mart', 'Valvoline' and 'Pennzoil' Indy cars (1/32), 'Havoline' Transporter and 'Castrol' Olds Funny car Transporters (1/32), Acura NSX (1/25), Corvette ASC Spyder (1/25), California P/U (1/25), 'Havoline' T-Bird, Unnamed T-Bird Stocker, 'Goodwrench' Lumina, Unnamed Lumina Stocker, 'Goodwrench' Transporter and Unnamed Transporter (all in 1/32).

Glue Kits:

Tom McEwen and Lori Johns Dragsters (1/25), GMC Syclone P/U, '55 'Jukebox' Ford Top Sportsman, 'Essex Wire' 427 Cobra, Owens-Corning 427 Corvette, Porsche 904, 'Havoline' T-Bird, 'Raybestos' Buick, 'Dinner Bell' Olds (all 1/24), Pininfarina Mythos, Porsche 911 Turbo, Callaway Corvette Speedster, '59 Cadillac Eldo Convertible.

COMA's 1991 Bag 'O tricks

The week before MAMA's October meeting, 12 of MAMA's boys set out on a journey that would take them to Dayton and Maumee, Ohio. It was time for the annual Toledo toy fair and the 12th Annual NNL (National Nameless Luminaries) meeting. The Chesapeake and Ohio Modeling Alliance or COMA, consists of several Ohio area modelers and any MAMA's boys who are bold enough (read crazy enough) to make the harrowing 8 and 1/2 hour trip.

This year, MAMA's COMA contingent began the trip by promptly getting lost (!) before leaving central Maryland. The group had decided to eat a hardy breakfast at Bob's Big Boy in Frederick and the four MAMA-toting vehicles took off. Three vehicles quickly pulled into the parking lot where at least one member recalled Bob's being located. There stood a Shoney's restaurant. No problem, Shoney's must've bought this Bob's. Yeah, OK, let's eat (Ed. Note: Boothe must've been with this group!). Hey, where's Gary? That's right, Gary was lost already-or so we thought. Questioning the Shoney's hostess revealed that Bob's was indeed still intact-right down the street where it always was! That's where we found Gary waiting patiently for us.

In Dayton, after feebly trying to take in Wayne Moyer's astounding collection of 1/43 models (Ed. Note: Guess Wayne made you put it back, eh Tim?), our task was to follow Bill Coulter to Randy Derr's house for the usual pre-NNL meet. Bill's catch me if you can driving style made this a formidable task.

While at Randy's, your author found that his camera's flash batteries had committed some form of electrical hara-kiri. Our founder's camera lost its will to live in mid-snap. The shutter opened halfway and stayed there (Ed. Note: Norman tried using the

camera upon his arrival back in Maryland and, guess what? It seemingly worked just fine! Guess Norman didn't see that "You are now entering the Twilight Zone" sign upon entering Ohio!).

From Randy's house, four of us, in Norman's car followed "Jackalope Bill" ("Fast as fast can be, you'll never catch me") to his Mother-in-law's place so we could bunk for the night. This is where Rex Turner and I became victims of the "let's not tell 'em it's disconnected til they try to use it" trick and the "let's not tell 'em it's not there" trick. When trying to place a collect call home I found that the phone was disconnected. Further investigation revealed that Bill's Mother-in-law was away for the season and she always has the phone disconnected while she is away. Next, Rex had to watch the final innings of the baseball game through a blizzard of TV snow. That's right-she took the VCR too-leaving us with two male connectors separating the cable TV line. Finally, the next morning after showering Rex and I each, in turn, found that there were no electrical outlets near any mirrors. We couldn't blow dry our hair (Ed. Note: Why didn't you just stick your head out of the moving car window? Worked for us guys last year!).

During the day Saturday as those of us who were vendors were merrily setting up shop, the rest of our group ventured north to tour the Auburn Museum. All I can tell you about that jaunt is it must've been a trip to hell and beyond because no one who went is willing to discuss it!

Saturday night during the NNL yet another camera gremlin struck-killing my batteries a second time and separating the mounting flange from Rex's flash unit! This is also where Norman became the victim of the "let's not tell him what he's buying til it's too late" trick. Having heard that there was a raffle being held and seeing a table full of kits and aftermarket parts (much like our monthly raffle table) Norman purchased \$8.00 worth of raffle tickets only to find out much later that the table of kits was for door prizes and that the raffle was for a single rare kit-a '62 Impala convertible.

At the Comfort Inn Saturday night Norman and I found our third parties' luggage in the room when we arrived, so we knew he'd be along later. We also found that the main light was controlled by 2 switches-one at the door, the other by Norman's bed. Not even two minutes' after lights out, Dave Toups unlocked the door, stepped in, turned the light on, and it mysteriously went right out again. He turned it on again, and it went right out again. While muttering selected expletives, he tried again with predictable results. Boy, did we get a laugh outta that trick (Come on, we were tired and delirious-we'd have laughed at pretty much anything!).


The next round of tricks began Sunday evening on our homeward journey. First, there was the "Let's not tell Tim it's broken til he tries to use it" trick. This is the one where half the turn signal stalk comes off in Tim's hand when signaling a lane change while driving the "WagonMaster's" Chevy. Then Norman says, "I meant to tell you about that". Thanks, Norm. Next there was the "Let's not tell Norman it's already on til he turns it on" trick. This is where the handle on the gas pump was still in the locked "on" position but the pump itself was off so that when Norman was holding the handle in one hand and turning the pump on with the other hand, a golden shower of Super Unleaded spewed forth momentarily leaving a priceless, bewildered expression on Norman's face. I wish I could've gotten a picture. Also on Sunday night was the "Let's turn the room into a meat locker" trick played by the rooms' previous occupants. This is where they turn the AC on to its' high cool setting as a parting shot the day

before you get there. Brrrrr!

The best trick of all had to be the one where Gary McNutt got Randy Derr hook, line and sinker. Gary produced a bogus letter from the "original" painter of the Penske-Donahue '69 Camaro Trans Am racer. Bear in mind that Randy just completed his 1/12 scale model of this significant car after a year of research and two years of effort. This letter stated that the yellow paint used for the cars numbers had been tampered with prior to application and as a result, only appeared yellow indoors. It supposedly had a green tint outdoors and a pink tint in yet another type of lighting. The letter then stated that for any model to be truly accurate, its' yellow paint must mimic the tampered paint of the actual car. Randy fell for every word until he noticed Gary snickering.

In all, the trip was a lot of fun. I plan to return next year and I hope to see even more of MAMA's boys joining the COMA contingent. You'll love it-if you survive!

by: Tim Powers



### "Maxwell House" T-Bird

(Monogram #2942; one version; 96 pieces; dark blue metallic, chrome, clear, vinyl tires)

Well, gang, I've got good news and bad news. The good news is that we have another colorful Thunderbird Winston Cup car. The bad news is that anyone waiting for an accurate Winston Cup T-Bird is going to wait a while longer! Read on for the straight scoop!!

First off, this is not a "Stock Car Plus" kit, so you will not get all those neat little diorama items.

Most of the running gear (engine, transmission, chassis, wheels, etc.) appears to be lifted directly from the original "Melling" T-Bird! Geez! The chrome tree even includes the '83-'86 T-Bird grill and headlight doors not to mention the old 5-hole wheels (Ed. Note: To my knowledge, most, if not all teams are currently using the 9-hole Bassett wheels)!

The kit is molded cleanly and is quite free of flash. The real focal point of this kit is obviously the body. It is molded in four pieces (body, front clip, hood and rear bumper). The car appears to be an intermediate or superspeedway car, having the roof rails and the rocker panel strip on the passenger side. The front clip has four screened-in openings; one at the driver's side headlight, two on the bumper and one large one below the bumper. The front and rear clips fit very nicely.

The glass is very nice as well, being frosted on the back side where it will be painted black. Monogram thoughtfully provides the passenger side door glass complete with a NACA duct molded in (Ed. Note: This passenger side door glass was missing from the earlier T-Bird kits of Alan Kulwicki and Davey Allison). However, there is no corrugated hose to attach to the duct to direct incoming fresh air. This kit has a new feature which has been eagerly awaited by many modelers-front window braces which are separate pieces mounting to the dash and upper roll bar, allowing the window to be molded without the braces and installed independently. The rear glass still has the braces molded on which is acceptable.

The driver's seat is also new, being of the type that more fully encloses the driver to better protect him in the event of an accident. There also appears to be some padding missing which was directly behind the driver's head on the roll cage in earlier issues of the T-Bird kit. The roll cage, however, still lacks any of the padding present on the new Lumina cage.

The decals are composed of all of the requisite sponsor decals along with some of the striping used for the color separation. Monogram seems to have molded the car in the darker blue, forcing the modeler to either paint the lighter blue over top of it (Good Luck!) or prime the entire car and start from scratch.

I must admit to being more than a little disappointed with this kit. After hearing rumors of possible updates to the Buick and/or Pontiac stock cars and seeing the new Lumina, I was really hoping for some sorely needed updates to the T-Birds to "bring them up to speed" (no pun intended!). I fully expect that I will still buy these new T-Birds with the understanding that I will probably trash the outdated chassis and try to adapt the Lumina chassis. C'mon, Monogram! If its' worth doing, its' worth doing right! Maybe next year?

by: Tim Sickle



### Sneakin' a Peek!

This column will appear as frequently (or infrequently!) as new releases from the manufacturers. The idea behind it is to give a "thumbnail review" of the releases as they hit the shelves with a detailed review to follow at a later date (hopefully!). We'll see how it goes!

- \* "Kodak" Racing Team Transporter (AMT #6802): Molded in white....Re-issue of "Kraco" & "Coor's" transporters.... large, colorful "Kodak" decals....drill press, tool box, air tank, fuel can, bench vise & air wrench....additional, small decals for your choice of truck cabs (AMT Kenworth T600A?)
- \* 1992 Firebird GTA (AMT #6158): Molded in gray....re-hash of 1991 GTA...."Bird parking only" sign....Georgia "Bird" tags w/underhood decals and yellow & blue graphics....same, nice gatorbacks & BBS wheels.
- \* 1949 Ford Club Coupe (AMT #6805): Molded in gray....stock Firestones along with Gatorbacks....stock & optional "smoothie" hood...."Ford Parking only" sign, Colorado "So Low" plates....red & blue scallops & Goodguys decal also included....fender skirts.
- \* 1936 Ford 5-window (AMT #6924): Molded in gray....stock Firestones along with Big 'n Little Polyglas GT tires....Enkei custom wheels....3-deuce or 6-deuce option....nice engraving to build seemingly stock '36....optional custom parts (smooth hood sides, LaSalle grille)...." '36 Ford Parking only" sign, blue flames & Goodguys decal.

### #1 "Whistler" Mustang

(Revell #7197; one version; 1/25; 106 pieces; red, clear, clear red, chrome, vinyl tire)

This Mustang is one of a trio of Trans Am Mustangs that were retooled from the "7-11", "Motorcraft" and "Folger's" Mustangs released in 1987. The other two cars in this set are of course, the #25 Rousch Racing Mustang driven by Dorsey Schroeder (1989 series Championship winner) and the #4 John Player Special driven by Robert Lappalainen. The subject of this review will be the #1 Whistler Mustang prepared by Rousch Racing and driven by Dorsey Schroeder.

To start off, the body is all new and commendably flash-

free. It is comprised of six basic pieces (compared to five in the GTO cars): Basic upper body (with rear hatch molded in!), lift-off front end, rear taillight panel/bumper, lower front airdam and lower body sides. Hood pins, dzus fasteners and rivet detail appear in various locations on the body. When Revell tooled up this nice, new body, basically they split it at about the point where the molding runs down the body sides. On this particular car, that is fantastic because that is the paint separation line. They also tooled up half a dozen body latches which install on the rear bumper, doors and front end. The only possible problem I see with the body is the mirror location on the GTO cars seems too low in comparison with the Trans Am cars. The glass is also very nice, all installing from the outside. Retaining straps are molded to the glass, while the driver's 1/4 window contains a NACA duct.

The interior is the same excellent interior as in the GTO Mustangs with some updates. These updates include an ignition system now molded to the transmission cover and a window net (which was missing from the GTO's). Very nice dashboard with excellent engraving.


The Boss engine is nice and consists of 14 pieces (21 if you include the headers and exhaust dumps) and has a very nice transmission molded to the block (I believe it is a Hewland). This engine assembly mounts into the GTO chassis. This chassis exhibits excellent engraving and details such as hoses and clamps molded in and routed along the roll cage where appropriate to air jacks at each corner of the car. This chassis mounts nice big and bigger BBS wheels onto Goodyear Eagle racing tires (unfortunately, lacking brake detail).

The instructions are typical Revell-clear and complete, giving painting details, and drawings detailing accurate decal placement.

The decals are thin, colorful and exhibit good registration. The airbrushed headlight decals are beautiful!

To sum up, A very nicely detailed kit which accurately captures the "slab-sided" Whistler Mustang. On a scale of 1 to 3 (Revell/Monogram's skill level scale, that is!), I would give this kit a 2 (more challenging!). So, if you are remotely into Fords, as the saying goes, "just do it!"

by:Tim Sickle



### BITS & PIECES

- \* **Jackets!** Due to an apparent lack of demand, the jacket order Jerry Flynn has been trying to put together is cancelled until further notice. Jerry couldn't get the minimum order together, so we will try again sometime in the future!
- \* **New Goodies!** There were some new detail items on display at last month's meeting from Detail Master, specifically, long & short ignition coils and straps, hood pin kit (outrageous!), battery hardware kit, and black, red and lt. blue battery cable. Good job, Dirk! I don't know how you do it!
- \* **IPMS results!** Congrats go out to Jim Bray and Dave Roehrlle for making their presence known at the IPMS "Crabcon" Convention held at BWI airport. I understand Jim took 2nd place in the Cars, Competition class with his '61 Impala. Dave took 2nd place Motorcycles with his Stingray bicycle, 1st place in Cars, Pro Street & Custom for his '49 Ford 'smoothie', 1st place in Sci-Fi Vehicles for his 'Mercari

Hunter' (Ed.Note: Where else would it fit?!), 1st place in Trucks for his '36 Ford, 1st place in Cars, Competition for his 6 cyl. dragster, 1st place in the '41 Theme Award for his '40 Ford (you figger it out!), and 1st place in Cars, Replica Stock for the same '40 Ford. Outstanding, guys! Way to go!


- \* New tires! Seems as though AMT has some new tires as well. Soon to be released are Firestone Wide ovals and M/T Pro Street tires. Thanks, AMT!
- \* Rumor mill! Latest word on the 'Tide' car for all you roundy-round fans is that it isn't happenin'!
- \* New stuff! Word has it that we will get a Mitsubishi 3000GT and a Subaru SVX from Tamiya; for you prancing horsie fans (Brad!), how 'bout a 1957 250 Testa Rossa Sports Racer, 250 GT SWB, 250 GT Tour de France, 275 GTB Coupe and a 275 GTS NART Spyder all from Italeri. See elsewhere in this 'letter for a rundown of Revellogram's newest offerings!
- \* Snapper! (No, I am not talkin' about a lawnmower!). The prevailing theme for the manufacturers' offerings next year will be snap kits aimed at younger buyers so don't expect too much in the way of kits for the adult buyer (they'll be there, just maybe not as many as we got this year!)
- \* Rumor mill again! Rumors are strong that next year will be the year of the 'Viper' with several versions of it in various scales in both snap and glue configurations (Again, see Revellogram's listing for more on this!).
- \* FYI! Anyone unhappy with the line-up of kits that are finally released by the manufacturers should write letters to the respective manufacturers informing them of their displeasure. It is much more impressive seeing 20,000 letters than it is seeing the same amount of names on a petition. So, if you are unhappy, write & tell 'em (but wait to verify exactly what they are doin' before you "let 'em have it", OK?).
- \* Reference material! For you Cobra fans (as in kit cars!), the December '91 issue of Car & Driver has a nice article on same; the December '91 issue of Road & Track has an old/new Mustang/Camaro comparo; the December '91 Motor Trend has an article entitled "Firebird Firepower"; and the January '92 issue of Musclecars features the 25th Anniversary of the Firebird/Camaro. To add to this, the new Mazda RX7 is covered in two of the above listed mags. For my money, they should have left it alone!
- \* Finescale Modeler will celebrate its tenth anniversary with a record-setting 124 page January 1992 issue. Within these pages will include an article on converting a 1/43 scale Shelby Cobra street car into a Shelby racer and a listing of the top 20 kits of all time as determined from a recent reader's poll. Also in an upcoming issue we will find a club listing (Ed. Note: Don't be too surprised if you see MAMA's boys in it!).

#### COMING EVENTS

- \* Dec. 15-1st Annual Fallston Volunteer Fire Company Toy Show held at the Fallston Volunteer Fire Company in Fallston, Md. from 9 A.M. to 1:30 P.M. For info, contact Fallston Vol. Fire Company, P.O. Box 345, Fallston, Md. 21047-0345, (301)893-9579 or (301)877-7644.

- \* Jan 18, 1992-1992 NNL Western Nationals (the same weekend the Oakland Roadster show!) held at the Oakland Airport Hilton, #1 Hegenberger Road, Oakland, Ca. 94621 from 9 A.M. to 5 P.M. For info, write or call (days only!) NNL Western Nationals, 19088 Santa Maria Avenue, Castro Valley, Ca. 94546 (415)582-3297.
- \* Jan 19, 1992-Buy/Sell/Trade West Coast Model Expo held at the Oakland Airport Hilton (see above for address) from 10 A.M. to 3 P.M. For info, see above.
- \* April 4, 1992-2nd Annual NNL Mid-Atlantic Model Car Show & Swap Meet held at the Orchard Beach Volunteer Fire Department from 8 A.M. to 4 P.M. For info, call Jerry Flynn at (301)255-3776.


### CLASSIFIEDS




**WANTED-AMT '34 Ford Coupe** either unbuilt or in restorable condition. Contact Dave Roehrl at 876-8007.

**FOR SALE-AMT "Bigfoot" kit** (original issue). Kit is open, but sealed in bags in box. \$15.00 or interesting trade. Call Tim at 249-3830.

**WANTED-Complete chassis** for '64-'67 Chevelle or GTO (AMT or MPC). Call Rick Wilson at 674-5750.



"Forget these guys."



Anyone having an item for the Newsletter whether it is a Bit, a Piece or even a Classified, it can be included by contacting one of the individuals listed below:

Timothy C. Sickle  
15905 Ark Court  
Bowie, Maryland 20716  
(301)249-3830

Norman F. Veber  
317 Roosevelt Ave., S.W.  
Glen Burnie, Maryland 21061  
(301)768-3648

