



MARYLAND AUTOMOTIVE MODELERS ASSOCIATION

Volume 4, No.9 May 1992

by: Timothy Sickle

About 36 people were in attendance at the April meeting which had as its highlight election of a new Treasurer and Vice President. It seems as though Harold Bradford and Jerry Flynn can no longer serve for whatever personal reasons. Elected as our new V.P. was none other than Tim Powers and as our new Treasurer Matt Guilfoyle. We should all express our sincere thanks to Brad and Jerry and wish the best of luck (They're gonna need it!) to Tim and Matt in their new positions. Also discussed was the continuation of the How-to clinics for some of the newer members. Clinics mentioned were hinging doors and trunks, working steering, final details (photoetched parts), brass frames, glues, chop/channel/section, and contest judging. These should begin shortly. If you don't see something in there that you may want to know more about, twist Larry's arm and we'll see what we can do! If it can be arranged, we may even videotape these clinics to have on hand for members to borrow!

The raffle raised \$93.50 (\$64.00 in the raffle and \$29.50 at the door). The club would like to thank the raffle donors as shown below: Pat Maphis, Randy Paschke, Charlie Scheerer, and Replicas & Miniatures Co. of Md. Special thanks also go out to those as shown below:

Tim Powers,
Scale Resin Detailers
808 224th Street
Pasadena, Md. 21122

Dirk Johnson,
Detail Master
P.O. Box 1465
Sterling, Va. 22170


Charlie Atkinson,
Family Hobbies
1348 Stevens Ave.
Baltimore, Md. 21227

John Mauchamer,
Wheels Hobby Shop
45 Waverly Dr, Unit O
Frederick, Md. 21701

Gary Becker,
The ERTL Company
P.O. Box 500
Dyersville Ia. 52040-0500

Dan Johns,
RPM Craft House Corp.
328 N. Westwood
Toledo, Oh. 43607


Ed Sexton,
Monogram/Revell
363 North Third Avenue
Des Plaines, Ill. 61101



It also bears mentioning at this time that Dirk Johnson (a.k.a. Detail Master, P.O. Box 1465, Sterling, Va. 22170) will be a very active supporter of not only our club, but many other clubs across the country as well. It's up to us to actively patronize Detail Master in appreciation of his continued support [Ed. Note: With the detail items he has currently available (or on the way!), I don't believe this will be a problem!]

NASCAR Trivia Question: Ford's string of seven victories to start the season is an all-time NASCAR record previously held by what manufacturer?

The answer of course, is **Hudson**. The first one to answer the question correctly was **Lyle Willits** and as his "valuable prize", he chose....Gasp!.....a Ford!! Or more specifically, the **AMT Mercury Cougar Eliminator**. And, no Lyle, they didn't come from the factory with **big block Chevy engines!**




"Essex Wire" 427 Cobra

(Monogram #2944; 1/24 scale; one version; 99 pieces; white, chrome, clear, clear red, vinyl tires)

The legendary 427 Cobra. Supposedly able to accelerate from 0-100 and stop in only 12 seconds. Its designer, **Carroll Shelby** had but one goal in mind-merely to create the outright fastest car on the planet. Few would doubt his success. Racing Cobras such as the **Essex Wire Cobra** won the Manufacturer's championship for three consecutive years.


This kit is based almost entirely upon Monograms earlier 427 Cobra SC kit. It contains the exact same chassis, the same awesome 7-liter, 427 cubic inch, 425 hp. big block, and the same basic body. There are but two subtle differences that set this car apart from the earlier issue- Monogram has tooled up the unique **cut-down windscreen** as well as relocating the rear view mirror. And saving the best for last, Monogram has tooled up a new, very nice set of **Goodyear Sports Car Special tires!** I have it on good authority from the sports car racing builders out there (Yeah, I'm talking about you, Brad!) that these tires are **real nice and accurate**. The last and somewhat obvious difference is the obvious addition of new decals to replicate the "Essex Wire" car.

In comparing the 427 Cobras and the new Vipers, both of which are quite obviously built by Mr. Shelby, the similarities are obvious. Engines of over 7-liters, horsepower of 400+, monstrous wheels and tires, and wheelbases of under 100 inches. One other thing is quite obvious-if **Carroll Shelby's chili** is half as good as his cars, I gotta get me some (at least I can afford the chili)!



1972 Chevrolet Corvette LT-1 Convertible

(AMT/ERTL #6080; 1/25 scale; one version; 107 pieces; light blue, chrome, clear, clear red, vinyl tires)



Ahhh, the LT-1. The small block that pushed tachometers to their limits. And what better wrapper for the LT-1 than the car that pushed the limits of mass-marketable automotive design-the **Corvette roadster**. The 1972 roadster was extra-special in that it was the last Corvette roadster to feature a **chromed front bumper** (1973 saw the introduction of the endura nose).

This new AMT kit is an obvious descendant from their well done 1970 LT-1/ZR-1 coupe. I won't dwell on those areas that remain unchanged, I'll concentrate on the new features.

Looking at the **engine** we find the same 19-piece LT-1 assembly as in the '70 coupe. Gone from the instruction sheet are all references to the ZR-1 engine details (unshrouded distributor and ignition coil) although they are still included on the parts tree. Good. The instructions still tell you to incorrectly paint the intake and exhaust manifolds Chevy Red. The intake should be painted an aluminum color, and the exhaust manifolds should be a rusted or bare steel color.

Chassis, suspension, and exhaust components remain unchanged from the '70 kit. This means that contest modelers will have to fabricate a scale 2 1/2" exhaust system to be accurate. The kit exhaust is noticeably smaller than it should be for an LT-1 or even a ZR-1.

While the interior bucket, dash, and steering wheel remain unchanged, the seats have been upgraded to the '72 pattern. As has been AMT's practice lately, each seat was made from a different master. The wrinkles of the supple leather are different on each seat. Cheers to AMT for that. The interior door panels are still '70 patterns, though. But, the difference from '70 to '72 wasn't that great and this minor oversight shouldn't offend most people. The dash still uses a decal to represent the radio. Good.

The body is where the major changes were made. Yes, they lopped off the roof. But, they also relocated the rear deck vents, added the anchors for the top mounting cleats, and scribed the panel lines for the soft top storage compartment. The top of the windshield frame is also modified with new scribing and sun visors. The back corners of the fender gills are still not shaped right, but the beautiful new **luggage rack** draws your attention right away. The new **soft up-top** and **optional hardtop** look great. The well done plated rally wheels are still here but, the open ZR-1 rally wheels have been blocked off. Bad. Okay, what's with the "Good" and "Bad" comments? Well they're associated with the ZR-1 details from the '70 kit. You can build a '72 ZR-1 with this kit and a set of open Corvette rally wheels from **Replicas and Miniatures Company of Maryland**. Their open rallies are far superior to what was in the '70 kit anyway. Just use these wheels, the unshrouded distributor, and the ignition coil. Then just skip the radio decal and you've got a '72 ZR-1.


The decal sheet features a "No Parking except for Bob" sign, Chevrolet and Corvette street signs, a '72 'Vette owner's manual, and a set of Diplomatic license plates. The North Carolina license plates are dated 1975(?!). Sadly, the LT-1 hood strips no longer end in the correct sharp points as they did in the '70 kit.

Overall, this is a very well done kit. The chrome plating is perfect. The only down point is the door panels. No big deal. I, for one, am really hoping for the next iteration of this kit to be a base model small block with a correct small block hood and finned wheel covers.

Some **random kudos** to AMT for their recent habit of thanking the owners of the full size cars that were used in making the kits. These thank you's are appearing on the instruction sheets. Also on the instruction sheets (as well as on the boxes) lately are toll-free assistance numbers.

by: Tim Powers

.....And, saving the best for last.....



Dodge Viper RT/10



(AMT #6808; 1/25 scale; one version; 122 pieces; light gray, chrome, clear, clear red, vinyl tires)

Dodge Viper. Chrysler Corporation's latest sex symbol. From concept to showroom in only three years (if we believe Mr. Iacocca), courtesy of the Viper design team headed by none other than **Carroll Shelby**, the man responsible for the original pavement-ripping 427 Shelby Cobras and Mustangs. A 488 cu. in., 400 hp. V10-powered 2-seater, land-based missile built for the sole purpose of unseating the Chevrolet Corvette ZR-1 as "**King of the Hill**". Do you think Chevy is worried about this upstart? Rumor is that there is a **twelve cylinder Corvette (ZR-12)** currently being flogged at GM proving grounds. You be the judge. At any rate, if you haven't placed your order for this latest snake from ol' Shel, then forget it. The first year's production run of 200 are already sold at a cool \$50,000 apiece. However, interested parties can own the AMT version for about \$49,990 less. Interested? Read on.

The body is molded nearly flash-free in six pieces (and herein lies the first small problem)-the hood, passenger compartment, front bumper, rear bumper, valence, and separate roll bar. Yes, AMT molded the roll bar (don't let Chrysler hear you call it that!) separately, meaning that there will be a seam evident unless you fill it prior to painting.

The 25-piece V10 engine with its unique red intake set-up is very nicely done. Once built and painted in accordance with the instructions, it looks very realistic. I can foresee this engine's use in quite a few different projects (a V10-powered Hiboy!?) as soon as this kit is readily available.

The chassis is incredible! It is comprised of about 37 pieces (!) which include poseable steering, four-wheel independent suspension with coil-over shocks, and four-wheel disc brakes. Detail engraving includes a Viper logo on the center section of the differential (which is unfortunately covered once assembled)!

The wheels and tires are yet another piece of work from the boys at AMT! The wheels are beautiful, satin-finish big and bigger Viper rims with the Viper logo legible in the center cap. They mount into beautiful big and bigger Michelin XGT Z tires sizes P275/40ZR 17 (front) and P335/35 ZR 17 (rear) replete with directional tread markings as these puppies are uni-directional.

The interior builds up on the chassis and consists of 10 pieces and it looks like a snug fit! The seats are done from two different molds (the wrinkles are in different places!). The dashboard exhibits reasonable detail. The pedal assembly mounts to the firewall.


The glass is a good news/bad news situation. The good news is that AMT molded the windshield and the frame as a unit. They also included nicely textured sunvisors as an integral part of this unit. Also included on this clear tree is the Vipers unique clear back-up lenses. The bad news is that for some reason AMT chose to mold the headlight and parking light covers in a darker, clear plastic similar to the Dodge Stealth.

The instructions are a work of art unto themselves! They are not only done in typical 90's AMT fashion-step by step, with part identification and painting instructions, they even include a drawing of the dashboard which identifies the various gauges found therein. This is apparently such a milestone car, that AMT

has included a supplemental instruction sheet which details the engine build-up and wheel/tire assembly. To top this all off, the rear of this supplemental sheet includes all the specifications of this beast for all you specification freaks out there. For example, did you know that the Vipers firing order is 1, 10-9, 4-3, 6-5, 8-7, 2 (unequal firing 90 degree and 54 degree intervals)? Or that it has a 22 gallon fuel tank? An 11 quart crankcase capacity?

The decals are quite minimal, and are limited to your choice of a red or white "Viper" windshield band, Michigan non-vanity plates, and "Viper RT/10" plates.

The parts count in this kit is incredible. The level of engraving is also very good. This kit will be a veritable gold mine of parts for kitbash projects (engine, wheels, tires, chassis components, etc.). In my humble opinion, this kit is well worth the money AMT charges for it and is probably still a bargain at twice the price!





BITS & PIECES

- * What, no brownies?!? Yes sports fans, sad but true! Seems as though with "The Big Move" being made by Dave & Karen Roehrle, this "Dynamic Duo" couldn't find the stove (much less anything else!) to whip up the "Breakfast of Maryland Modeling Champions", those brownies that everyone (especially Larry!) have come to know and love! And other than bein' a little late, I don't know what Matt's excuse was!
- * "Cool Move" Award! And speakin' of Dave & Karen Roehrle (What?), They will hopefully be in their new digs by now. Their new address is 444 Rockland Road, Westminster, Maryland 21158 and their phone number is (410)635-6726 so, as the car dealer's ad loudly proclaims, "Pick up the phone! Give 'em a call!"
- * NNL revisited! Our 'ol Prez, Larry Boothe spoke at the April meeting at length about the abundance of Contest-quality models which were on display. Keep up the good work!
- * Flash! MAMA does Salt Lake! In a recent phone conversation with our founding father, Norm Veber, "dad" gave me the straight scoop on the recently completed Greater Salt Lake model car championship over the weekend of May 1-3. Dave "Junkman" Roehrle garnered Best Comp. Dragster with his little '6-holer', a 2nd place for his Bonneville '29, and Best Light Commercial for his "Farmer's Crimes"; Kelvin "Pro Street" Brown garnered Best Street Machine for his Pro Street Chrysler 300; and last but certainly not least, Mr. Larry Boothe garnered the Scale Auto Enthusiast award for Best Originality, Best Custom, and People's Choice for his "Redbird". Congratulations to everyone for such a good showing!
- *And there's more! Congratulations also go out to Randy Derr, a member of COMA (Chesapeake and Ohio Modeling Alliance, natch!) for the well-deserved Best of Show award for his phenomenal 1/12 scale Penske Camaro at Salt Lake. I hear the applause was deafening, eh Larry?
- * Snake-bit! Yours truly just got a mailing from Chrysler Corporation regarding the Viper. Available (for a nominal charge, of course!) by mail is a 32-page full

color Viper book that traces its development from concept to production which costs \$10.00; And two full color 29" x 36" Viper posters. One features the cutaway art (car and engine) of world-renowned artist David Kimble. The other is a tribute to the sports racing cars that inspired the Viper and is the work of Michigan artist and Team Viper member Robert Hubbach. Each poster is only \$14.95. Prices include shipping and handling. Order by either calling the Viper merchandising hotline at 1-800-521-0953 (Monday thru Friday 8:30 a.m. to 9:00 p.m. ET) Or mail your order to: Viper Merchandising, Box 3315, Livonia, Michigan 48151-3315. So what're you waitin' for? Get crackin'!

- * **What next?!** Seems as though the Lowrider has gained official recognition as a part of "Americana". How's that, you say? Well, the Smithsonian's Museum of American History recently purchased and enshrined a 1969 Ford LTD entitled "Dave's Dream" after it was restored by Dennis Martinez with the help of the Los Bajitos car club. The museum curators were in search of items representing the life and culture in the Rio Grande Valley. The car features flared fenders, chrome exhaust pipes, custom grille, frenched tail lights lined with removable velvet(!) covers, not to mention the now-standard trunkful of batteries to power the hydraulic front and rear suspensions. The paint job consists of Candy Apple red lacquer mixed with iridescent flakes shot over a black base with a broad gold stripe down the side, along with ribbons, butterflies and stars in various places on the body. What will they think of next? Thanks to Chris Breeze for this little tidbit!
- * **Discounts!** MAMA is being extended two offers for discounts on supplies. The first, from LMG Enterprises, will give the club a one-time 15% discount on a group order totaling \$50.00 net. If they can successfully add even one new dealer in the area, another discount will be extended us through this retailer. However, this offer is only good through May 30, 1992. The other offer is from Steve's Stuff. He will give us a 20% discount on orders of \$150.00 or more (orders less than that will pay listed retail). This offer didn't seem to have an "expiration date". Give it some thought, folks!
- * **New stuff!** Seems as though Garage Scenes is coming out with a new line of cast metal parts and photo-etch kits so watch for 'em!





COMING EVENTS

- * May 15-17: Spring Fever '92 at Bull Run Regional Park in Centreville, Va. sponsored by Car Hop Promotions. Vendor's midway, swap meet, judged car & truck show. Spectators \$5.00 (No beer allowed in Park!)
- * May 15-17: Maple Grove Rod & Custom Classic at Maple Grove Dragway in Reading, Pa.
- * May 15-17: Import-Kit/Replicar Show at Carlisle Fairgrounds in Carlisle, Pa.
- * May 17: 22nd Pa. Model Car, Diecast, and kit show. Contact John Carlisle (See address above).
- * May 24: 4th Model car, NASCAR, and Diecast Toy Show to be held at the New Hanover Twp. Fire Company. For info send

SASE to Stan Namowicz, 583 Buchert Road, Gilbertsville, Pa. 19525.

- * May 31: **10th Anniversary All-Pontiac Show** sponsored by Burdette Pontiac in Hyattstown, Md. Food, trophies, D.A. and flea market.
- * June 6, 7: **IHRA Pro Mod President's Cup Nats** at Maryland International Raceway (ESPN televised!).
- * June 6, 7: **The Greatest Collectible Toy & Train Show on Earth.** For info contact K. Crispin, 301 W. Monroe St., Latrobe, Pa. 15650.
- * June 13: **Street Rod & Custom Auto Show** at George C. Marshall High School, 7731 Leesburg Pike, Falls Church, Va. from 10 A.M. to 4:30 P.M. Sponsored by Northern Va. Street Machines.
- * June 13: **The 6th Annual North East Challenge** at the Quality Inn off Route 3 East in Lyndhurst, N.J. (5 minutes from Giants Stadium). \$20.00 per table, and only \$5.00 per model. For further info, call or write Tony Pocius, 449 Jauncey Avenue, Lyndhurst, N.J. 07071 (201)438-0398.
- * June 19-21: **Budweiser Super Stock Nationals** at Maple Grove Dragway in Reading, Pa.
- * June 19-21: **All-Truck Nationals** at Carlisle Fairgrounds in Carlisle, Pa.
- * July 8-11: **1992 Pontiac-Oakland Convention** at the Gaithersburg Marriott in Gaithersburg, Md.
- * July 13: **US Pro Stock Open** at MIR (Monday night!).
- * July 17-19: **3rd Annual Goodguys East Coast Nationals** at Carlisle Fairgrounds in Carlisle, Pa.
- * July 24-26: **Summer Carlisle** at Carlisle Fairgrounds in Carlisle, Pa.
- * Aug. 21-23: **Chryslers** at Carlisle at Carlisle Fairgrounds in Carlisle, Pa.
- * Aug. 26: **Mountain Motor Nats** at MIR (Wednesday night!). Only one rule-there ain't no rules!
- * Aug 28-30: **'Vettes** at Carlisle at Carlisle Fairgrounds in Carlisle, Pa.
- * Aug. 29, 30: **1992 NMCA Flowmaster Muffler Muscle Car Challenge** car show 'n shine, drag racing, nostalgia Super Stock class, swap meet, car corral, model car show, manufacturer's midway at Maple Grove Dragway in Reading, Pa.
- * Sept. 17-20: **Sunoco Keystone Nationals** at Maple Grove Dragway in Reading, Pa.
- * Sept. 18-20: **Fallfest '92** at Prince William Fairgrounds in Manassas, Va.
- * Oct. 1-4: **Fall Carlisle** at Carlisle Fairgrounds in Carlisle, Pa.
- * Oct. 3: **RoyalFest '92** Model kit Contest and swap meet. Contest theme: **Musclecars of the '60's & '70's.** Event to be held at the Front Royal Youth Center on Commerce Ave., Front Royal, Va. Doors open at 10 A.M., registration from 10 A.M. to 1 P.M., judging to begin at 1 P.M., awards presented at 4 P.M. Admission-\$3.00 per contestant, \$10.00 per vendor table (limit 2), General admission \$1.00. For further info, call Mark's Models and Toys at (703)635-TOYS (8697).



CLASSIFIEDS


FOR SALE- Majority of personal collection. Call Matt Guilfoyle at 551-6070 for specifics and to place your order!

WANTED- AMT black '66 Fairlane GT/GTA stripes. Will willingly trade wife, kids, and mother-in-law. Call Harry Charon at (410)282-3842.

WANTED- "Trick T" dragster. Call Randy Paschke at (410)551-8598.

FOR SALE- Remote Control truck "Clodbuster". Equipped with dual motors, 4 wheel drive, 4 wheel steering, includes radio, several battery packs, battery charger, and extra set of race motors. \$475.00 or best offer. Call Charlie Scheerer at (410)661-5040.

WANTED- Racing seat and roll cage for AMT '69 Ford Talladega. Call Gary Sutherlin at (703)361-8058.



Anyone having an item for the Newsletter whether it is a Bit, a Piece or even a Classified, it can be included by contacting one of the individuals listed below:

Timothy C. Sickle
15905 Ark Court
Bowie, Maryland 20716
(301)249-3830

Norman F. Veber
317 Roosevelt Ave., S.W.
Glen Burnie, Maryland 21061
(301)768-3648

