

## MARYLAND AUTOMOTIVE MODELERS ASSOCIATION

Volume 5, No. 1 Sept. 1992

by: Timothy Sickle

About 40 people were in attendance at the August meeting which had as its highlight part 2 of a clinic on opening doors by our own Larry Boothe. Thanks, Larry! If I'm not mistaken, we may have captured it (and Larry's profile!) on tape for posterity!


The raffle raised \$111.50 (as well as \$24.00 at the door!). The club would like to thank the raffle donors as shown below: Matt Guilfoyle, Randy Paschke, Lloyd Waddington, Irv Arter, Ron Bradley, George Openhym, Richard Donovan, Walt Rook, Gary Sutherland, Pat "#1 Jeff Gordon Fan" Maphis, yours truly, and Replicas & Miniatures Co. of Md. Special thanks also go to those as shown below:

Tim & Dawn Powers,  
Scale Resin Detailers  
808 224th Street  
Pasadena, Md. 21122

Charlie Atkinson,  
Family Hobbies  
1348 Stevens Avenue  
Baltimore, Md. 21227

Gary Becker,  
The ERTL Company  
P.O. Box 500  
Dyersville, Ia. 52040


Dan Johns,  
RPM Craft House Corp.  
328 N. Westwood  
Toledo, Ohio 43607



It also bears mentioning at this time that Dirk Johnson (a.k.a. Detail Master, P.O. Box 1465, Sterling, Va. 22170) will be a very active supporter of not only our club, but many other clubs across the country as well. It's up to us to actively patronize Detail Master in appreciation of his continued support [Ed. Note: With the detail items he has currently available (or on the way!), I don't believe this will be a problem!

\*\*\*\*\* P L E A S E N O T E ! ! \* \* \* \* \*

The meeting schedule has been set for the Fall Semester and is as follows (pay attention, 'cause there will be a test on it at the end of this newsletter!): August 15 (In the Barn), September 19 from 12-5, October 17 from 12:30-5:30, November 21 from 12-5, and December 19 from 12-5. All meetings other than August will be in Room K100. Got it? Be there, Aloha!



## 1992 NMCA Flowmaster Muffler Muscle Challenge



August 29, 1992 turned out to be a beautiful day to be outdoors with sunshine and temperatures in the 80's with a light breeze. To make the day a little more enjoyable, if you can spend the day at a combination car show, flea market, drag race, and model car contest, all the better!



Unfortunately, the turnout for this "national" meet at Maple Grove Dragaway in Reading, Pa. was not quite what I had expected. The model car show fared somewhat better though from the looks of it. The Junior classes seemed to be teeming with some nice pieces. (Note: See related item in "Bits & Pieces").

The drag racing portion of the event provided some surprises as well as entertainment. Some of the cars in attendance were Rod Saboury's street-legal mid-8 second '57 'Vette with vanity plates reading "INTHE8S" (Ed. Note: This car is featured in last month's Hot Rod magazine's Top 10 Fastest street legal cars shootout), an unnamed blue '68 Camaro also running mid-8's (purportedly running a small block!), Barrie Poole's 11 second '68 Mustang Cobra Jet (the winner of the "Clash of the cubes"), as well as runner-up Bob Karakashian's potent 11 second Six Pack Superbee, and a handful of former Super Stock race cars including a '62 Dodge packing a 413 (and sounding really radical!), a '63 Plymouth with a 426 wedge, a '63 lightweight Galaxie with a 427, a '62 Super Duty Catalina packing a dual quad. 421, a '64 Thunderbolt with the 427, and a '64 GTO packing a 455 with vintage 421 engine pieces on it. These guys were runnin' anywhere from 10.90 to about 11.23. All in all, they put on quite a show.

Meanwhile, out on the show field were not one but three L-79 Chevy II's, a '66 427 cu. in., 425 hp. Impala (complete down to and including the B.F. Goodrich blackwall tires with stickers still on 'em!), a '69 Torino Cobra, a few AMX's (one of these a tubbed-out, custom-painted beauty!), and not one, but two 1970 Mercury Cyclone Spoilers which were identical down to their stripes! They were both bright orange with black interiors and stripes. These cars were rare enough in their day that if you saw one at a show, you were doing something, but to see twins at the same show, wild! The nice thing about the car show was that they had classes for both modified musclecars as well as classes for late model muscle and EFI (Electronic Fuel Injection) cars. Several Buick Grand Nationals, 5.0 Mustangs and 1 or 2 Formula Firebirds were seen dukin' it out (Ed. Note: 1 5.0 Mustang was runnin' low 12's). Mucho entertainment!

To sum up, there were bright spots within this sparsely-attended meet. I hope that the powers-that-be can "pump up" attendance to make a "2nd Annual..." a reality whether it be through more publicity, or a date change simply because this meet is within driving distance of the Baltimore-Washington area and the reasonable admission (\$8.00 per day) gave you free run of the grounds (including the pits!) to get those final photos you so desperately need to complete your latest Musclicar project!





### 1959 Cadillac Eldorado

(Monogram #2957; 1/25 scale; one version; 157 pieces; Pink, white, black, clear, clear red, chrome, vinyl tires, aluminum mylar sheet)

Long ago in a galaxy far, far away, we learned from the pages of *Scale Auto Enthusiast* that the forthcoming Caddy kit from Monogram would be the most detailed American-made model car kit in American history. Armed with that knowledge (Ed. Note: A little knowledge can be dangerous, Lyle!), I was still unprepared for what I discovered in the box. For the **first hour**, I stared at the excellent instruction sheet discovering things heretofore unheard of in a car kit. Could there really be a chrome mylar vanity mirror that attaches to the right-side sun visor?!? Is there really a complete A/C system consisting of a compressor, condenser, freon tank, and plastic hoses with fittings?!? Do you really assemble the oil filter from **THREE PIECES**?!? I'll begin at the beginning (Ed. Note: As good a place as any, Lyle!).

**Body:** Is "perfect" too strong a word? This pink work of art has no mold lines or flaws of any kind—simply wash and paint! The hood, of course, is separate with nice underside detail. The detail on the two separate hood hinged is incredible (No, they don't actually work). A separate chromed windshield frame and cowl panel is added to the body. Then, there are separate, chromed vent window frames with separate vent window "glass"! There are four separate chrome "spears" to be added to the fins, but they should **NOT** be either separate or chromed (I'll address this little problem a little later). A hard cover convertible boot is provided along with an up-top molded in white with bow detail evident on the inside. The front and rear grilles/bumpers are chrome works of art. Four clear headlight lenses and four parking light lenses are provided. **Eight** separate pieces comprise the rear bumper (i.e. clear back-up lights, clear red reflectors, chrome emblems, license plate frame, and a license plate printed on the mylar sheet. Let's not forget the separate, chromed door handles(!), windshield wipers and two-piece outside mirrors. Several die-cut shapes are provided on the mylar sheet for the body chrome. I have never had much luck with these stick-on mylar pieces in other kits and I'll bet most modelers will use Bare Metal foil, as usual.

**Chassis:** Not counting wheels and tires, the chassis is comprised of 20 parts. Left and right exhaust systems with integral mufflers and resonators are provided and, yes, each and every clamp and pipe hanger is molded on! Air-Ride bags and shocks are supplied for all four corners. A Monogram-style simplified front suspension holds separate upper A-arms and a stabilizer bar. The rear axle comprises two pieces and mounts to a control yoke. (Ok In front of God and everybody, I don't know what a "control yoke" is!). Obviously there is a driveshaft and also a steering box. Simple backing plates hold **gorgeous** B.F. Goodrich Silvertown tires with separate whitewall inserts, although the white inserts appear to be just a wee bit too narrow. These tires will surely appear on **many** 50's era Street Rods. The chromed Eldorado wheel covers, unique to this Caddy series, must

be viewed with a **magnifying glass** to be appreciated. The detail is incredible, especially after adding the Caddy center emblems from the mylar sheet (You younger guys can probably use your **Factory Stock eyeballs** for this task).

**Engine:** The engine consists of 36 separate parts! Yes, I said 36! Just to highlight the "unusual" items, there is a three-piece, three belt pullet system, a three-piece oil filter and bracket, a three-piece air compressor, a two-piece cruise control unit, a two-piece air cleaner for the stock three deuce carb set-up, and upper and lower hoses. Of course, all the "normal" separate engine pieces are there as well.


**Engine Compartment:** In addition to the assembled engine, the following items are present underhood: radiator, frame and shroud, condenser, freon tank, A/C hoses, assembled dual horns, battery, two-piece washer bottle, separate wiper motor, air tank, firewall accessory assembly, master cylinder, heater blower motor.....Wheeeeww!! The only items not provided by Monogram are plug wires and carb linkage but even if you added them, who th' hell would notice!?!?

**Interior:** This sub-assembly is a model unto itself. The detailing is exceptional. The interior builds up Revell-style from the floor pan, which features engraved floor mats, carpet seams and a high-beam foot button and gas pedal. A separate brake pedal mounts to the floor. Above is a highly detailed dash, separate steering column with **thin** shifter and signal lever and a two-piece steering wheel (separate chromed horn ring). The gauges are very finely and accurately engraved but should be very challenging to detail. The separate door/side panels are simply the **best** I've ever seen. Separate chromed bezels holding clear red lenses are added to the door panels (These red interior lights on the doors lit when the doors were opened to be seen, hopefully, by oncoming drivers in the dark). The rear seat bottom is molded to the floor pan but the back rest is separate, then a chromed top bar with speaker grille is added. The modeler has an option of front seats; either a two-piece bench seat, or (2) two-piece buckets. Separate sun visors are added to the windshield frame in addition to a mirror.


**Problems:** There are three, but they are minor.

1. Monogram chose to put their copyright in the center of the gas tank but it can be sanded off without damaging surrounding detail.
2. The windshield frame and cowl are one, chromed unit but should be body color between the cowl louvers and the lower frame. With careful masking, this should be easily achieved.
3. The spears on the sides of the fins were stamped into the fins themselves-they were not separate pieces. They were **always** body color simply because they were part of the car-not an add-on. These should be de-chromed and carefully molded in prior to painting. In the real world, there are a few chrome spear "covers". These were aftermarket add-ons and were not factory equipment. Larry Boothe informed me that these add-ons could be purchased from the J.C. Whitney catalog in the early 60's.

A decade ago, Monogram set the standard for NASCAR models. This '59 Cadillac kit completely blows away the previous standards for Replica Stock modeling. Kirk Bell and the gang at Scale Auto Enthusiast can save themselves much time and effort by eliminating the Kit of the Year Survey. Why, you ask? Quite simply, **this is the Kit of the Year!** No survey is necessary!



by: Lyle Willits



### Sneakin' a Peek!

This column will appear as frequently (or infrequently!) as new releases from the manufacturers. The idea behind it is to give a "thumbnail review" of the releases as they hit the shelves with a detailed review to follow at a later date (hopefully!). We'll see how it goes!

\* **Snapfast Chevy C-1500 Sportside** (AMT #8740): Molded in "Diamond Gloss Yellow"....one-piece body/pick-up bed....one-piece chassis with very nice detail molding....nice custom "scallop stripe" graphics.


\* **Super Cars (Countach, Diablo, Viper)**: (AMT #8122): Molded in white (Lambos) and gray (Viper)....This kit merely "teams up" AMT's Lamborghini and their Viper into one box.

\* **Stock Cars ("STP", "Maxwell House", & "Kodak")** (AMT #8910): Molded in gray....This kit also "teams up" AMT's excellent "STP" Pontiac, "Maxwell House" T-Bird and "Kodak" Lumina into one potent package!

\* **"The Christie" American Steam Fire Engine** (AMT #8121): Molded in red and black....2 pages of instructions....intricate, large decal sheet....excellent box art (huge box!).

\* **"The General" Steam Locomotive** (AMT #8124): Molded in red and black....3 pages of instructions....again, excellent box art (and large box!).

Herb and Jamaal




### BITS & PIECES

\* **SAE Contest Issue!** For any of you folks who have been living in Outer Slobbovia for the last few weeks perhaps are unaware that the long-awaited Contest Annual is out and MAMA's Boyz did very well for themselves with not one, but two of our most recent contests receiving coverage. I would especially like to commend the gang at Scale Auto Enthusiast at this point for their "Dare to be different" approach. You see, not all pictures submitted were printed on the first go-round, and SAE chose to run several of these unused pictures. Most notably Lyle's "Meltdown" Chevelle, several of Dave Lewis' cars, several of Gary Burkey's excellent Rods & Customs, Brad's outrageous 1/12 scale Renault RE23 F1, and wonder of wonders, my little 'ol '69 Yenko Camaro! Thank Yew very much for your coverage of our event, we all definitely appreciate it!

\* **Viper revisited!** How do you keep a \$50,000 sports car

program within budget? The Viper team calculated that the Viper program would cost \$50 million. Then, they figured out that every nut and bolt should cost as little as possible. Then they went on one wild scavenger hunt! The door handles are Ford Tempo items (mounted upside down!), the climate control is from a Ford Ranger program that got deep-sixed, the ash tray comes from the K-car, the parking brake handle comes from the Plymouth Sundance, and the front side marker lights come from Murray's Auto discount stores (!) The preceding tidbit comes from the July '92 issue of Chilton's "Automotive Industries" magazine (Lest you think I'm makin' this all up!).

- \* Contest news! The recently-held NMCA Flowmaster Muffler Muscucar Challenge in nearby Reading, Pa. also included a model car contest. Seems as though one of MAMA's Boyz, Jim Bray was in attendance and managed to snare not only 1st Modified car but People's Choice as well for his beautiful green Pro Street Falcon. Congrats, Jimmy!
- \* More MAMA News! Another MAMA member, Kelvin Brown, is also receiving his share of attention these days. How, you ask? Well, jus' check out the October '92 issue of Street Rodder. Those with sharp eyes will find a feature on a certain purple '39 Chevy powered by one 'o them furrin engines! I hear 'ol Kelvin is on Cloud 9 (and rightfully so!). Waytogo Kelvin! (Ed. Note: Hey, Boothe! Better get it in gear! These guys are really "takin' it to the streets!" and givin' you some serious competition!)
- \* FYI It should be noted herein that the Executive Board (the officers!) got together and voted to send a donation of \$300.00 to the Treasure Coast Auto Society in Florida for Hurricane Andrew relief. It was felt by the board that speed was of the essence with the amount of devastation and people with homes destroyed by Andrew, so waiting until the meeting to vote on this motion would have unnecessarily slowed things down when they are most needed. I am told that there will also be fundraisers of some sort by TCAS in the form of model contests in the local area to help raise money for this worthwhile effort as well. Good luck in your efforts TCAS, you are to be commended! Please keep us advised on your fundraising efforts and let us know if we can help out anymore!




#### COMING EVENTS

- \* Sept. 11,12: Racing Collectibles & Memorabilia Show at the Best Western Inn on Williamsburg Rd. in Richmond, Va. (across from the Airport). Friday 3 P.M.-10 P.M., Saturday 8 A.M.-4 P.M. Admission is \$2.00.
- \* Sept. 12: Long Green Valley Collectors Toy Show at St. John's Church Hall, 13305 Long Green Pike, Hydes, Md. from 9 A.M.-2 P.M. Vendor space available, admission \$2.50 (children under 12 free). For further info, call Joe Golabiewski (410)592-5854, George Landefeld (410)592-2771, or Frank Heubler (410)879-1136.
- \* Sept. 17-20: Sunoco Keystone Nationals at Maple Grove Dragway in Reading, Pa.

- \* Sept. 18-20: **Fallfest '92** at Prince William Fairgrounds in Manassas, Va.
- \* Sept. 19: **Racing Collectibles and Memorabilia Show** at the Sheraton Inn on Dupont Highway (one mile from the track) in Dover, De. from 8:30 A.M.-4 P.M. Admission is \$2.00.
- \* Sept. 20: **Racing Collectibles and Memorabilia Show** at the Holiday Inn at exit 47B off of I66 in Manassas, Va. from 9 A.M.-3 P.M. Admission is \$2.00.
- \* Sept. 20: **14th Annual Concours Mustang Show** for 1965-1973 Mustangs & Shelbys at Northern Virginia Community College Alexandria, Va. Campus 30001 Norht Beauregard St., Alexandria, Va. rom 8 A.M. to 3 P.M. Also included wil be Parts Vendors and Cars For Sale Corral. Free spectator admission and parking.
- \* Sept. 21- **National Capital Area Antique & Classic Car Show** sponsored by Pontiac-Oakland Club International at the Prince George's Equestrian Center in Upper Marlboro, Md. on Route 4 in Upper Marlboro, Md.
- \* Oct. 1-4: **Fall Carlisle** at Carlisle Fairgrounds in Carlisle, Pa.
- \* Oct. 3: **Royalfest '92 Model kit Contest and swap meet.**  
Contest theme: **Musclecars of the '60's & '70's.** Event to be held at the Front Royal Youth Center on Commerce Ave., Front Royal, Va. Doors open at 10 A.M., registration from 10 A.M. to 1 P.M., judging to begin at 1 P.M., awards presented at 4 P.M. Admission-\$3.00 per contestant, \$10.00 per vendor table (limit 2), General admission \$1.00.For further info, call Mark's Models and Toys at (703)635-TOYS (8697).
- \* Oct. 3: **Collectors Toy Show** sponsored by the Building Fund Committee of St. Mary's Episcopal Church to be held at the Parish Hall at 1 St. Mary's Church Rd, Abingdon, Md. from 9 A.M.-2 P.M. Vendor space available, admission is \$3.00 (children under 12 free). For info, call Ginny Courtney (410)569-3486, Jane Newman (410)877-7223, or Joe Golabiewski (410)592-5854.
- \* Oct. 18: **Chesapeake Miniature Vehicle Collectors' Club Twenty-Fourth Collectors' Toy Show** (Whew!) to be held at Shrewsbury Fire Hall in Shrewsbury, Pa. from 9 A.M.-1:30 P.M. Vendor Space available, admission is \$2.00 (children under 12 free). For info, call Joe Golabiewski (410)592-5854 or Carl Daehnke (717)741-3334.
- \* Oct. 25: **Second Maryland Toy Vehicle Collectors Show** at the Orchard Beach VFD in Pasadena, Md. from 9 A.M.-1:30 P.M. Vendor space available, admission is \$3.00 (children under 6 free). For further info, contact Bay Area Promotions, 1 Seaborne Dr, Pasadena, Md. 21122-4449 (410)437-3763 or (410)788-7776.
- \* Nov. 1: **Capitol Miniature Auto Collectors Club Fall Meet** at the Dunn Loring VFD in Dunn Loring, Va. from 9 A.M.-2 P.M. Vendor space available, admission \$3.00 (children under 12 free). For info, contact James William Brostrom, 6632 Cardinal Lane, Annandale, Va. 22003 (703)941-0373.
- \* Nov. 29: **11th Greater York Toy, Racing Memorabilia, Winross, Train Show** at Memorial Hall York, Pa. Fairgrounds from 9 A.M.-3 P.M. Vendor space available, admission \$3.00 (children under 12 free). For info, contact Barry (717)845-2458 or Craig (717)848-1180.
- \* Dec. 13: **2nd Annual Toy Show** at the Fallston VFD at 2201 Carrs Mill Rd, Fallston, Md. from 9 A.M.-2 P.M. Vendor space available, admission \$2.00 (children under 12 free). For info, contact Hobie Howell (410)893-9579 or June/Joe

Livingston (410)877-7644.



CLASSIFIEDS.

**WANTED-** Old Woodies. Call Eric Novak at (410)391-4627.

**WANTED-** I am in the process of planning a large scrap metal hauler and need your junk. Engines, exhaust systems, car bodies, anything you have no use for. Please help! Contact Chris Breeze at (304)267-3140 or bring your contribution to the next meeting. Thanks!

**FOR SALE-** Musclicar and Musclicard cards (both singles and sets). Display cards with your built-up musclicar models. \$15.00 per set or \$.25 each, 6 for \$1.00 (King of the Hill cards priced slightly higher). Call Tim Sickle at (301)249-3830 or see me at a meeting.

**FOR SALE-** Fujimi 1/16 scale Ferrari 288 GTO, Ferrari Testarossa-\$35.00 each. Tamiya 1/12 scale Ferrari 641 F1-\$125.00, plus shipping. Contact Marshall Buck at Creative Miniature Associates, 105 Columbus Place, Stamford, CT 06907, (203)322-9750.

**WANTED-** Stock wheels from 3 in 1 kits. If you build Custom or Drag and have those old stock wheels and tires laying around, and don't plan to use 'em, I need some very badly. Thanks. Contact Chris Breeze at (304)267-3140 or see me at a meeting.

**WANTED-** Frame rails for AMT '37 Chevy Coupe (#T166). Contact "Deuce Coupe" Gransee at (402)296-2182.

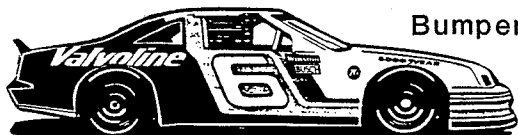
**WANTED-** Monogram whitewall inserts w/tires. Also need any info and/or color photos Dracula, Frankenstein, Wolfman, and Mummy (Lemme check-Yeah, this is the Md. Automotive Modelers' Association, Irv!). Contact Irv Arter at 833-9039.

**WANTED-** HO scale slot cars (1/87 scale), T-Jets, Vibrator (?!), and Faller HO cars. Contact Jason Patterson, 44 Crandon Blvd, Cheektowaga, NY 14225, (716)681-7980.

Anyone having an item for the Newsletter whether it is a Bit, a Piece or even a Classified, it can be included by contacting one of the individuals listed below:

Timothy C. Sickle  
15905 Ark Court  
Bowie, Maryland 20716  
(301)249-3830

Norman F. Veber  
317 Roosevelt Ave., S.W.  
Glen Burnie, Maryland 21061  
(301)768-3648



Bumper sticker seen while in

Richmond for

the race:



**Real race cars don't wear Bowties**