

## **MARYLAND AUTOMOTIVE MODELERS ASSOCIATION**

**Volume 5, No.9 May 1993**

by: Timothy Sickle

About 66 people were in attendance (and having a great time!) at the April meeting which had as its highlights clinics on flocking and brass frame construction. Thanks to Dirk Johnson for the flocking demo and Jerry Flynn for the brass frame demo! All this and models, too! It don't get no better 'n this!!

The raffle raised \$117.00 (plus \$23.00 at the door). The club would like to thank the raffle donors as shown below: George Openhym, Gary Sutherlin, Mike Czarnecki, Brad & Susanne, Irv & Doug Arter, Walt Rook, Rex Turner, Matt Guilfoyle, Lyle Willits, Dave Roehrle, James Acudder, Nick Sickle, Herb Deeks, Blue Ridge Decals, MSC Model Products, Dirk Johnson, and Replicas & Miniatures Co. of MD. Special thanks also go to those as shown below:


Charlie Atkinson,  
Family Hobbies  
1348 Stevens Ave.  
Baltimore, MD

John Mauchamer,  
Wheels Hobby Shop  
45 Waverly Drive, Unit O  
Frederick, MD 21701

Gary Becker,  
The ERTL Company  
P.O. Box 500  
Dyersville, IA 52040


Mike Perkins,  
RPM Craft House Corp.  
50 E. Dresden St.  
Kalkaska, MI 49646

Ed Sexton,  
Revell-Monogram, Inc.  
363 N. Third Ave.  
Des Plaines, IL 60016




### Maryland Automotive Modelers Association Treasurer's Report April 1993

	<u>INCOME</u>	<u>EXPENSES</u>
Balance on hand, 4/17/93	\$ 1,894.81	
Deposit: April '93 Raffle	117.00	
and door receipts	23.00	
and apparel sales	14.75	
Sale of SATCO kits (1)	18.00	
Reimbursement for NNL trophies from Wheels Hobby Shop	120.00	
Postage: April '93		17.00



Dirk Johnson-NNL Photo expenses

35.00




TOTALS

2,187.56

52.00

52.00

CURRENT BALANCE 2135.56




\*\*\*\* For Your Information! \*\*\*\*

The meeting dates for 1993 have been set in concrete (super-glue?!?), so here's the rundown (pay attention 'cause there will be a test on this material at an upcoming meeting!):

January 16  
February 20  
March 13 \*  
April 17  
May 15 \*\*  
June 19



July 17  
August 21  
September 18  
October 16  
November 20  
December 18



All dates are for the third Saturday in room K-100 from 12 PM to 5 PM except:

\* this was changed from the last Saturday because that date conflicts with NNL East which is heavily attended by our club.

\*\* We will be...guess where...yeah, you got it, in the Barn because our regular room will be in use.




Presidents Message


Its been a while since I've put my thoughts in writing, but I've felt it was long overdue, because I've actually got some things to say and I'll try not to fall off my soapbox (Yeah, 'cause it's a long way down, Larry!).

First and foremost, our club. MAMA has become an outstanding organization due to its members...YOU! The talent this club possesses is incredible, but even more important, it's learned talent. Ideas shared between members, one on one help with problems, seminars, and the desire to acquire info has shown up in the models we build. Are they better than they were when we started 4 1/2 years ago? Absolutely! Will they improve from here? You better believe it! We learn from each other, we share our abilities, and we delight in doing so. We are a well-attended club which brings me to my next point. Behavior> With as many as 70 members (with varying personalities) showing up at any given time, it is amazing to me that everyone gets along as well as they do. During the time we share together, there is no profanity, no yelling, no major disagreements, no behavioral problems of any kind and best of all, no one has ever been asked to leave. And as I step back during the meeting, I notice one common theme-everyone is enjoying themselves and no one is sitting alone, bored! This brings me to my last point, and that is my shameless bragging about MAMA, no matter where I go across the country. And it is your fault (Ed. Note: Yeah, Larry-blame us!). Every one of you make up MAMA, and make it what it is. A group of model car builders and collectors who get together once

a month to enjoy our hobby. And I'm very proud of each and every one of you.



Signed,  
Larry Boothe,  
President, MAMA



North American P-51 Mustang (?!?) (Airfix #14001; 1/24 scale; \$45.00)

Modified: XP-51 Sand Pirate Phantom 1958 World Land Speed Record Holder Bonneville Salt Flats, Utah

Some time ago I was building this kit in its customary form to give to a friend as a Christmas gift. While working on it I was truly impressed by the P-51s naturally sleek lines and narrow frame with its low center of gravity. This gave me a thought. In the late 1950's, these planes were not sought after as they are today, and most ended up in scrap heaps or aircraft boneyards. One could be purchased at its scrap value for several hundred dollars. Now with some minor modifications this relatively cheap airframe could be converted into probably the fastest land vehicle in its day considering the mammoth Rolls Royce/Merlin 12 cylinder engine was capable of a whopping 2,550 h.p. The only requirement was to keep it on the ground, and to power it without a prop.

This kit was a natural, especially in 1/24th scale. The engine remained the same, the basic airframe remained intact, and the main forward wings were clipped down by nearly two-thirds of their original length. The underframe was supported on two heavy truck springs with eight heavy duty shocks, while powered by truck rear end driveshaft (all of these parts were pirated from a monster truck kit). The only other items added were the two oversized balloon flotation tires which came from an R/C airplane. The interior utilized the basic kit-supplied parts with the inclusion of a racing harness from Replicas & Miniatures Co. of MD and a drag car steering wheel and tach.

The groundcraft was controlled in the same manner as an aircraft, the vertical rudder steered left and right, the rear stabilizers kept the aft off the ground and provided horizontal stability. The large main flaps were used for ground effects and braking at the end of its run. Also, the XP-51 was equipped with breakaway fuel tanks on the winglets for safety. This way, if the groundcraft became unstable at high speeds, the tanks could be jettisoned, thus reducing the fire hazard.

Painting was probably the most time-consuming. Almost all lettering was done with dry transfers, my first attempt at this. Other decals were supplied by Microscale to keep with the 50's theme, using older style gasoline and sponsor decals. The craft was predominantly yellow with black trim, Skull & Crossbones on the side to signify the "Desert Pirate", and red or black checkboards to offset the large, flat surfaces. This was truly a fun project, taking about 100 hours.

by: Chris Breeze

### Sneakin' a Peek!


This column will appear as frequently (or infrequently!) as new releases from the manufacturers. The idea behind it is to give a "thumbnail review" of the releases as they hit the shelves with a detailed review to follow at a later date (hopefully!). We'll see how it goes!

\* '93 Snapfast Plus Z28 (AMT #6783): Molded in red....packaged as well as '93 Ranger STX (everything wrapped up!)....new GS-C tires present....typically good instructions...tub-style interior....painting instructions included (where necessary).


\* Nazca M12 (Revell #7348): Molded in silver....30+ piece 12 cylinder engine!....6-piece exhaust system....steerable front wheels....big & bigger Pirelli P-Zero tires....both clear and smoked glass....disc brakes & rotors at all 4 wheels.

\* '93 Camaro Z28 (Lindberg #72508): Molded in red....shares engine, chassis, and tires with '93 Formula....very nice decals....outdated ZR45 series tires rather than GS-Cs....proper, unique Z28 mirror pods, and flat rear spoiler.

\* '93 Chevy C1500 Extended cab Snapfast Plus Pick-up (AMT): Molded in Green....nice chrome Truck wheels....excellent packaging!....nice, new Firestone tires....one piece not called out on box art at all-a fiberglass cap (similar to Snug Top-no side windows, rear window only)! Thanks, AMT-now some even hotter trucks can be built using this cap, a popular option with todays truckers!



### Using dry transfer lettering



I have seen many nice models completed with what appears to be the ultimate in hand lettering. In most cases what you see is dry transfer lettering since there are very few individuals who have the skill or the patience to hand paint lettering on full size vehicles, much less small scale kit vehicles and aircraft. However, I guess dry letter transfers can be considered "hand lettering" since there are several steps that include the use of hands.

I was not at all familiar with the process of hand lettering using dry transfers, although many of the older model kits came with dry transfers rather than water slide decals. I soon found out though that there is no big mystery in using these transfers if you are careful and have the "right stuff".

What do you need to get started? First and foremost, you must have the transfer lettering. Probably the best manufacturer of this product is a company called **Chartpak**. They have literally hundreds of clear sheets containing a large variety of numbers, graphs, symbols, shapes, designs, and logos in an assortment of colors and sizes, in many, many fonts (letter styles). A local supplier of Chartpak is Howard's Art Supplies in Hagerstown, MD. But be prepared, this lettering is not cheap, at nearly \$8.00 a sheet, which measures approx. 8 x 11 inches. The amount of lettering on each sheet depends on how large the style is, so the smaller the letters, the more you get per sheet. Howard's has a full range of this lettering, including a chart showing what Chartpak manufactures, giving you an excellent idea of exactly what is available.

The next thing you need is a tool (or several) for applying the transfers to your work surface. The tools look like modified ball point pens and some are better than others, but you should not skimp on price here because the tool is the key to a good "transfer". I have Chartpaks #340 Adjustable Rolling Ball Burnisher as well as their #339 Fine Tip Burnisher for very small lettering. The only other mandatory item needed is a clean, flat surface, the smoother, the better. A synthetic table top or thick piece of glass work just fine.

Now, a dry transfer is used without water (hence the name!), so it can be applied to any dry surface, even directly to a model, if you desire....However, I do not recommend this for one simple reason. If your model is painted and you make an error you will probably ruin the surface of your finished kit, or at a minimum, get mad enough and want to destroy it.


What I do recommend is a simple two-stage process. First, purchase a sheet of clear decal film (water transfer type that comes with virtually every modelkit in the world!). They can be ordered from JNJ, Cady, or Microscale, just to name a few.

Transfer all your work to the decal film first. This way, if you mess up, all you have to do is start a new line or word or whatever, rather than ruin all your previous work. The other reason for this is that even if your work isn't lined up properly, you can trim it out and line it up when you apply the decal. So here the only rule is to try to keep your letters in a straight line, even if the line is not perfectly straight on the decal sheet itself. Are you thoroughly confused by now? I know I am!

The transfers are easy to use. The letters come on a clear sheet of plastic film which is quite flexible. The letters are sticky on one side only, which is the face down side. This is the side you will apply to the decal film. You merely rub the burnishing tool over the portion of the transfer you wish to "release", rubbing gently but completely, then carefully remove the plastic film and your letter is attached to the decal film. Caution must be used here though so as not to place the rest of your hand, fist, elbow, or sharp objects onto the transfer film not in use, as the letters will adhere very easily, and if not to mess up your lettering line, at these prices, you surely don't want to waste any lettering if it can be helped.

The last thing in the "to do" steps may be a clear coat sprayed or brushed onto the transfers prior to soaking the transfer/decal in water before applying it to your model. This is just an extra precaution, but it is not absolutely necessary in most cases, especially if the transfers are new and fresh. Older transfers will sometimes crack. I would strongly recommend that you clear coat them with something after they are applied to the model as they will dry out with time and you know what a disaster that spells.

1. Chartpak film lettering
2. Burnishing tool
3. Smooth work surface
4. Clear waterslide decal film
5. Clearcoat (Optional)





Chartpak  
Leeds, MA  
USA 01053

Chartpak  
DIDCOT  
England OX11 7NB

Chartpak  
Mississauga  
Ontario L4W 2V6


by: Chris Breeze,  
Tri-State Scale Modelers



### BITS & PIECES

- \* "The Return of Brownie Man!" Yes folks, that staple of MAMA's BoyZ, the Brownie made its triumphant return to the April meeting courtesy of Matt & Donna Guilfoyle. Thanks, guys, Larry needed that!
- \* A Moment of Silence. It has just come to my attention that the model car hobby has lost one of their own, one Mike "Mike's Miniature Motors" Watgen. Apparently, he suffered a heart attack and succumbed shortly thereafter in the hospital. Mike will be sorely missed by everyone in our hobby. Thanks to Norman Veber for the unfortunate news.
- \* No more Hooters?!? Yes fans, sad but true. Seems as though with the death of 1992 Winston Cup Champion, Alan Kulwicki, the Hooters restaurant chain, citing "different long term goals" is pulling their sponsorship immediately. The team is up for sale, with several interested parties under consideration. Well gang, it is time to show Hooters exactly what we think of their decision to withdraw their sponsorship deal by **not supporting their chain of restaurants** (Ed. Note: I know its gonna be hard Larry!).
- \* Thank Yew! A big thank you goes out to Thnetta Hampton of Motorsports Hobbies for the Richard Petty handouts at the April meeting-they went pretty quick! (Ed. Note: Hey Thnetta, I'm gonna be lookin' you guys up in late June, so watch for me!).
- \* Party fans! The annual MAMA picnic shindig will again take place at Norm & Mary Veber's palatial estate in beautiful downtown Glen Burnie, MD. However, it will be moved to the June meeting (June 19) so as to take advantage of some warmer weather. In that way, we won't have to think about using any part of Norm's huge collection to create heat so as not to freeze (as anyone attending last year's affair can attest to)! Jus' kiddin', Norm! A map to Norm & Mary's should appear elsewhere in this newsletter if I didn't screw up!
- \* WaxMan! No, he isn't some new superhero! What he is however is the first in a new line of figures which our own Norm Veber will be marketing through Replicas & Miniatures Co. of MD. The first in the series will be a man in the standing position, arm outstretched as if waxing a car. I understand that none other than Ken Hamilton was responsible for the master. Hey, Ken! I'm waitin' for a woman waxing a car (can you say "Bambi"?!?)
- \* American Modeler. No, its not a modeling spin-off of American Rodder! It is the latest modeling publication available to us. It is a newspaper-style format and it will deal with Scale Modeling news and features. It contains articles on model cars, figures, AFV, and aircraft. It has a coming events section, club notes, business directory, and classifieds. Subscription rates are \$14.95 for a 1 year (6 issue) subscription. Interested? Their address is American Modeler, P.O. Box 1446, Raleigh, NC 27602.

- \* **ALCAD.** What th' heck is ALCAD, you say? It a series of eleven types of **paint finishes.** Colors such as Copper, Chemical Film, and different shades of Aluminum are available. The bottles sell for \$4.20 each, minimum order of two (2) bottles. Add \$1.50 for shipping & handling for a two bottle order. Interested? Their address is **Lumong Products, P.O. Box 15571, Long Beach, CA 90815, Phone No. (310)598-3829.** Thanks to Charlie Bennet for the info.
- \* **CHEZOOM!** Your fearless Editor is just sittin' here readin' the miscellaneous ramblings of another poor newsletter Editor, one **John Strick** of the North Coast Automotive Modelers when this tidbit obviously caught my eye. According to him, the **Boydster** has signed up with the **Testor Corporation** to do 1/25 metal and plastic miniatures of the **Aluma coupe** and....drum roll, please....**Chezoom!** All this according to a story in the March 29th issue of **Autoweek** magazine. Hey, Lyle! Better hurry up! (Ed. Note: Thanks to our own **Norm Veber** for sending a copy of the article described above for further verification!).
- \* **Contest Nuts!** The SAE contest annual '92 is out! Jus' got the word the other day that they are on the newsstand. I guess that they wanted to get them out earlier in the year (rather than in the fall for the previous year). **MAMA's BoyZ** are again represented very well by coverage of **NNL Mid-Atlantic #2.** People such as **Jim Bray, Chris Breeze,** and **Dave Roehrle** just to name a few are featured. **Lyle Willits** also represented "Our Gang" well with 5 different models throughout the annual. Also noteworthy is the appearance of **Gary Sutherlins Pro Street Porsche 911** in connection with the **Three Rivers Automodelers Annual show** in **Pittsburg** and **Larry Boothes T-Bird and NSX** (at **Salt Lake**) as well as his purple **Deuce** (**Dallas**). And I got all this in just a cursory glance through the mag! The price is \$9.95 (U.S.), is nicely done with nice glossy paper and reportedly over 650 photos (in both color and black and white). We all owe a vote of thanks to SAE for running our show. Thanks guys!
- \* **Contest News!** Some of our more adventurous members (a.k.a. **Jim Bray, Randy Paschke, Harry Charon, and Irv Arter**) recently made a trip to **Dover, DE** to an **IPMS model show** on **April 8.** They arrived to an empty hall. Seems that the show was actually on **April 15th, not the 8th!** Embarrassed but undaunted, they made a return trip on the **15th** and its a good thing they did! All told, they copped a total of **eight awards!** They are as follows:




- Irv Arter:** 1st Domestic Auto (Black Corvette)  
Best Paint (Black Corvette)  
Best of Show (Black Corvette)
- Jim Bray:** 1st Drag Machine (Falcon)
- Harry Charon:** 2nd Domestic Auto ('55 Chevy "Beater")  
3rd Truck (Toledo Scale)
- Randy Paschke:** 1st Drag Bike (Kawasaki)  
3rd Drag Bike (Harley)

**Waytogo, Guys!**

- \* **Contest News, Too!** Our own **Dave "Junkman" Roehrle** managed to snag 1st place **Replica Stock** for his "**Moonshine Truck**" at the **GSLMCC** (in **Salt Lake**). Waytogo, **Dave!** I understand a big thank you goes out to **Evan Hermel** who took the truck to **Salt Lake** for **Dave**. Thanks, **Evan!**
- \* **Das Boot!** (No, not the movie, the man-**Dave Johns!**). I have it on good authority that **Mr. Johns** has finally

completed his basic training (which means that he is now a full-fledged boot!?!), and is on his way to his next assignment so if you are tryin' to send 'im anything, hold off and we'll publish a new address as soon as we get it. Soon, he should be able to drive any forkin' thing around (Sorry, Burt!).

- \* **Limited reissues.** Seems as though the Revell/Monogram limited reissues have been set for release by June. They are; S'Cool Bus & Quicksilver/Bad Actor ('60 Impala Sedan Delivery) (from Monogram) and M/T Challenger & Miss Deal (from Revell). Thanks to Jerry Flynn for the straight scoop!
- \* **'37 Ford Master re-mastered (!?)** Our own, Tim Powers (a.k.a. Scale Resin Detailers) informs me that he has re-done the '37 Ford master to remove the depressions in the trunk, clean up the door lines and window openings and has added a firewall as well in the process. Go for it, Tim!
- \* **Neat Cars!** The latest **Automobile** magazine reports that Chrysler is doing feasibility studies to put the **Viper GTS Coupe** and the **Plymouth Prowler** into production. Better start saving your pennies and dimes (wait a minute, that was for a 409!)
- \* **New Hobby Shop.** Well, maybe not new, but improved. Hobby Works in Laurel, MD was recently purchased by Mike & Kevin Brey (i.e. Jim is no longer in the picture!). In a recent visit with these guys, it became evident that they are very interested in working with our club (unlike the previous owner!) to the extent that they are now starting to carry a line of aftermarket decals as well as some stuff by some company called Detail Master (jus' kiddin', Dirk!). Any suggestions as to supplies and/or detail items you may have, then tell Mike or Kevin and they will try to help out!



### COMING EVENTS


- \* May 14-16- **Import-kit/Replicar Nationals Collector Car Flea Market & Corral** at the fairgrounds in Carlisle, PA.
- \* May 16- **Finksburg Pizza Hut Car Show** RT 140 at RT 91 in the Finksburg Plaza sponsored by the Knight Drifters car club and Pizza Hut, Inc. of MD.
- \* May 16- **2nd Annual Custom Car Show** hosted by The Market, 6301 Branch Ave., Camp Springs, MD
- \* May 20-22- **Antiques at Carlisle** at the fairgrounds in Carlisle, PA.
- \* May 29 & 30- **2nd Maple Grove Rod & Custom Classic** at Maple Grove Raceway, PA. Swap Meet, entertainment, racing, show 'n shine, for all years of American cars & trucks thru 1972.
- \* June 4-6- **NSRA Street Rod Nationals East** at the York Fairgrounds in York, Pa.
- \* June 5- **7th Annual Northeast Challenge** hosted by the East Coast Modelers Association to be held at the Holiday Inn on Route 46 West in Totowa, NJ from 9 A.M. to 4:30 P.M. Themes will be any '59 Cadillac and any Corvette. For info, contact Tony Pocius, at (201)438-0398 (in NJ between 6-10 P.M., or Vince Lobosco at (914)342-2357 (in NY between 7-9 P.M.
- \* June 13- **2nd Annual Model Car Exposition & Model Builders Exhibit** at the Lucas County Rec Center, 2901 Key



- St., Maumee (Toledo), Ohio from 9:30 A.M.- 3 P.M. NNL model car displays, cottage industry mfrs. Admission \$5.00 (kids under 12 free).
- \* June 13- N.N.L. First Annual Summer Nationals Model Car Show held at John Carlisle's 2nd Annual Model Car Expo (see above) from 9:30 A.M.-2 P.M. People's Choice Awards & door prize drawings for attendees. For info, SASE to John Strick, 125 N. Rocky River Dr., Berea, OH 44017.
  - \* June 25-27, 1993- 1993 AMS National Convention held at the Days Inn Conference Center at US 22 and Rte 309 in Allentown, Pa. Contest, NNL-Style display, seminars, swap meet, aftermarket displays, model company reps, and 1993 releases.
  - \* June 25-27- All-Truck Nationals at the fairgrounds in Carlisle, PA
  - \* June 25-27- Southern Delaware 4th Annual Rod & Custom Jamboree at the state fairgrounds, RT 13 S, Harrington, DE sponsored by the Southern Delaware Street Rod Association. Open to 1972 and earlier Street Rods, Customs, Classics, Pro Streeters, Musclecars, and Flamethrowers!
  - \* June '93 (exact date unknown)- Late, Great Chevrolet National Convention to be held in Richmond, Va. will feature All '58-'64 Chevy cars & trucks (Stock, custom, Pro Street, Vettes, Drag cars, etc.).
  - \* July 16-18- Chryslers at Carlisle at the fairgrounds in Carlisle, PA
  - \* July 23-25- Parts Plus Super Chevy Show held at Maple Grove Raceway in Mohnton, Pa.
  - \* July 30-Aug. 1- Summer Carlisle at the fairgrounds in Carlisle, PA
  - \* July 30 & Aug 1- 1st Annual Southern classic Contest & Convention jointly sponsored by the Road Knights Model Car Club, Charlotte Motor Speedway, & the AMS. The meet will be held at the beautiful Speedway Club (at CMS). According to the flier, there will be NASCAR race cars & shop tours, door prizes, and hot laps in the Fastrack Winston Cup race car (!). There will be 30 contest classes judged by entrant ballot. Themes will be Pre-1973 NASCAR and Convertibles. For general info, contact Scott Adams, 934 Montford Dr, Charlotte, NC 28209 (704)523-1518. For Vendor tables, contact Larry Reitz, 8909 Independence Blvd, Matthews, NC 28105 (704)847-4553.
  - \* Aug. 1- Vintage Tin of MD 22nd Annual Picnic to be held at Fort Smallwood Park.
  - \* Aug. 13-15- 4th Carlisle Rod & Custom Classic at Carlisle, PA.
  - \* Aug. 27-29- Corvettes at Carlisle at the fairgrounds in Carlisle, PA
  - \* Aug. 27-29- 7th Annual Street Machine Nationals East at the Erie County Fairgrounds in Hamburg (Buffalo) New York.
  - \* Sept. 11, 12- Parts Plus Super Chevy Show held at Old Bridge Raceway in Englishtown, NJ.
  - \* Sept. 25, 26- East Coast Rod & Custom Nats at the fairgrounds in Rhinebeck, NY. Rods, Customs, & Classics through 1962. Exhibits, swap meet, and stage show.
  - \* Sept. 30-Oct. 3- Fall Carlisle at the fairgrounds in Carlisle, PA
  - \* Oct. 9- NNL 14 in the Clubhouse Room at the Lucas Co. Rec Center in Maumee, OH. It will be held from 4 P.M. 'til 11 P.M. and this years' theme will be Corvettes (since 1993 marks the 40th Anniversary of this marque!), so dust 'em off and drag 'em out!

(Ed. Note: A couple of shows listed have no dates listed with them. When the info is available, it will be passed on, and you can take dat to da bank!)

**FLASH! MAMA'S INVESTIGATIVE  
REPORTER HAS SNAPPED OUR OWN  
"STORMIN' NORMAN" VEBER "TEST DRIVIN"  
HIS NEWSLETTER! FILM AT ELEVEN!**



CLASSIFIEDS

**FOR SALE**-Musclecar and Muslecard cards (both singles and sets). Display cards with your built-up musclecar models. \$15.00 per set or \$.25 each, 6 for \$1.00 (King of the Hill cards priced slightly higher). Call Tim Sickle at (301)249-3830 or see me at a meeting.

**WANTED**-Yenko Deuce "King of the Hill" Muslecard. Contact Tim Sickle (see above).

**WANTED**-Clear plastic 35mm film canisters. Contact Norm Veber at (410)768-3648 or catch up to him at a meeting!

**WANTED**-'60 Pontiac Catalina or Bonneville, unbuilt or built (but restorable). Purchase or trade possible. Contact Tim Sickle at (301)249-3830.

**FOR SALE**-Model kits (both built & unbuilt). Call Nick at (410)488-9045 for further details.

**WANTED**-"Orphaned" motorcycle parts. Call Randy Paschke at (410)551-0552.

**WANTED**-Old NASCAR decals (Cady, JNJ, etc.) Contact Craig Boyer at (301)262-4149 for list of wants.

Anyone having an item for the Newsletter whether it is a Bit, a Piece or even a Classified, it can be included by contacting one of the individuals listed below:

Timothy C. Sickle  
15905 Ark Court  
Bowie, Maryland 20716  
(301)249-3830

Norman F. Veber  
317 Roosevelt Ave., S.W.  
Glen Burnie, Maryland 21061  
(410)768-3648

**BOUND & GAGGED**

By Dana Summers

