

MARYLAND AUTOMOTIVE MODELERS ASSOCIATION

Vol. 6, No.3 Nov. 1993.

by: Timothy Sickle

About 44 people were in attendance at last month's meeting, which had nothing in particular as its highlight except for the friendship that is shared at every one of our meetings. There were some discussions regarding activities to be held at our NNL event next year. Any suggestions can be brought to the attention of any officer at a club meeting. A topic also discussed was the annual trek to Toledo (a.k.a. the "Big Go West"). As I understand it, a real good time was had by all, even including someone not in attendance! Huh?!? Yeah, seems as though Irv Arter managed to snare the "Best Corvette" theme award for a certain black, sinister-looking Corvette!

The raffle raised \$102.50 (plus \$19.00 at the door plus \$15.00 in shirt sales)). The club would like to thank the raffle donors as shown below: Gary Sutherlin, Irv Arter, Pat Maphis, Harry Charon, George Openhym, Dirk Johnson (a.k.a. Detail Master), and Replicas & Miniatures Co. of MD. Special thanks also go out to those as shown below:

Tim Powers,
Scale Resin Detailers
808 224th Street
Pasadena, MD 21122-1348
(410)255-3976

Bob Korunow,
Model Garage
537 S. Sequoia Dr. #309
West Palm Beach, FL 33409
(407)684-8108

Mike & Kevin Brey,
Hobby Works
354 Domer Ave.
Laurel, MD 20707



Dave O'Neill,
The ERTL Company
P.O. Box 500
Dyersville, IA 52040-0500




Ed Sexton,
Monogram/Revell
363 North Third Avenue
Des Plaines, IL 61101



It also bears mentioning at this time that Dirk Johnson (a.k.a. Detail Master, P.O. Box 1465, Sterling, Va. 22170) will be a very active supporter of not only our club, but many other clubs across the country as well. It's up to us to actively patronize Detail Master in appreciation of his continued support [Ed. Note: With the detail items he has currently available (or on the way!), I don't believe this will be a problem!]

Maryland Automotive Modelers Association
 Treasurer's Report
 October 1993

	<u>INCOME</u>	<u>EXPENSES</u>
Balance on hand, 10/16/93	\$ 1,543.92	
Deposit: Oct '93 raffle and door receipts and shirt sales	102.50 19.00 15.00	
Postage and envelopes: Oct '93		33.00
TOTALS	1,680.42 <u>33.00</u>	33.00
CURRENT BALANCE	1,647.42	



Sneakin' a Peek!

This column will appear as frequently (or infrequently!) as new releases from the manufacturers. The idea behind it is to give a "thumbnail review" of the releases as they hit the shelves with a detailed review to follow at a later date (hopefully!). We'll see how it goes!


* '94 Camaro Convertible (AMT #8938): Molded in Lt. Gray....knocked off of hardtop....correct hard tonneau cover and up-top (with separate rear window) included....minor rework of existing door panels and glass (to remove T-Top)....otherwise, same excellent wheels, tires, small block, instructions, etc.

* Ford Ranger Splash (AMT #8944): Molded in Lt. Gray....knocked off of Ranger STX....proper wheels added along with Splash pick up bed (and cab fillers)....decals include Splash striping and Hawaii SURFSUP plate....otherwise, same drivetrain, chassis, engine, instructions, etc as STX.

1937 Cord 812 Supercharged Convertible Coupe

1/12th scale

AMT/ERTL Skill level 3



AMT has brought back a truly wonderful kit in large scale. Upon opening the very large, flat box it arrived in, it was immediately apparent that this was going to become a very exciting project. The kit came with three sets of instructions, one of which was a copy of the factory color chart for body color and matching interiors, wheels, and trim. As far as I know, this is the first instance where this type of information was included in such detail, and it was very helpful, except who knows what color Geneva Blue, Thrush Brown, or Cool Orchard Green are?? However, it would give you a good place to start in choosing a color combination. This information was supplied by the Auburn, Cord, Duesenberg Museum in Auburn, Indiana, and the folks there assisted AMT with the background history of these cars. This information appears in the introduction on the first page

of the instructions.

Remember a few months ago when the Blueprinter ran a questionnaire regarding what we wanted to see included in the instruction sheet? Well, they must have listened to what the modelers who responded had to say because this kit has quite a bit included in the instructions. In addition to the Cord 812 history, all diagrams are clear, actual part names are included, arrows aid in proper part placement, and part painting suggestions are also present. All of this is extremely helpful in knowing what to do and when to do it.


The basic car is molded in a light gray color which was nice for a change. Thankfully it wasn't dayglow pink as a few kits have been lately....a real strain on the ol' eyeballs. Also included were three large sprues of chrome, red tail lights, clear windows, lenses, etc. The car came with opening doors and hood and roll up windows. The chrome was heavy and clear, the general plastic somewhat rubbery, making it less likely to fracture during assembly. However, this made the trimming, scraping, and sanding somewhat more difficult. The edge of every single piece had a thin, sharp edge at the mold seam, and all parts had mold lines on them which required attention. Each piece had to be cleaned prior to assembly which took some time, but it was not a significant problem. It would appear that the reason for the sharp mold lines is quite simple according to AMT. The mold for this kit is nearly 30 years old and this is the third time around for this kit. A phone call advising them of this problem has them investigating as they want all their kits to be of top quality. Also, due to the large scale, extreme pressure is needed to run the injection molds so it is not unlikely that there will be some seepage at mold parting areas. I found four major sink marks on the body, one on the right rear fender, two on the front fenders where they meet the splash pan, and one on the forward cowl, near the vent. Putty and sanding made these disappear.

How many parts, you ask, make up this kit? Well, the engine consisted of (39), the frame and undercarriage (48), wheels (20), body (6), interior (42), as well as a handful of trim parts in chrome such as dual side exhaust pipes, door handles, bumpers, etc. The tires were molded solid so the wheel assemblies had to wait to be cemented together during final installation, and the box art displayed whitewalls which had to be painted. I would suggest if you do this you mask off the tire and spray the white....brushing it on just doesn't get it.


The Down side of this kit: Not much to complain about other than the amount of time spent cleaning the parts of mold lines. Most of the kit fit extremely well, while some of the parts did not fit as well and had to be cemented a little at a time, but the end result was worth the effort. Some of this was due to warpage, but it was not a grave problem. One area that could really stress you out was the vents on the coffin-shaped hood. The edges all the way around should be done in chrome, meaning that you must either paint them with silver chrome trim (which always looks like dull stainless steel), or beat your brains out putting a thin strip of Bare Metal foil here.

The Up side of this kit: Overall, this is a very impressive model. With proper care and a nice display case, it could be used as a museum piece (a cheap museum maybe, but nonetheless worthy of display!). Nice touches were the molded license plates, hood supports, canvas top and all the chrome. The tyres were authentic reproduction Vogue Tyre 6.50-16's with great sidewall detail. I would give this kit two thumbs up and although it is rated skill level 3, any young adult with experience could tackle this project.

One final note to those of you who are not into antique cars. This kit could easily be made into a great street rod as it is in a standard 1/12th scale and parts from any of the Monogram big kits ('57 Chevy, '69 Camaro, or '67 'Vette) could be easily incorporated to make a wild street rod. The possibilities are endless if you want to destroy a really nice collector car. Just kidding, get off my case!



by: Chris Breeze,
Tri State Scale Modelers
IPMS Hagerstown, MD




BITS & PIECES

- * **Toys for Tots!** This month we will try to collect any toys to be delivered by the December deadline. If you forgot to bring a toy and would like to contribute, merely deliver the toy to our own Norm "Santa Claus" Veber by the beginning of December and he will make sure it gets there!
- * **Jus' the facts!** Word reaches me via the Three Rivers Automodelers of some 1994 kit info. Reissues: Monogram will bring back the '69 GTO Judge (Thank Yew!), 1955 Ford Pick up, 1966 Mustang GT (updated to GT350R specs!), Caprice as a Taxi/Fire version, #5 (?) Kellogg's Lumina, and the #40 Dirt Devil Pontiac. Revell will reissue Monogram's '37 Ford Street Rod (according to the list...) as a convertible. This could be a typo, and they may be referring to Monogram's '36 Ford (which was a convert), but if this is correct, it will make available another body style from the model manufacturers. Also from Revell will be the new Camaro and Firebird updated to '94 specs (hopefully, they got the rear side marker lights on this time!). Exotics will be limited to a Testarossa in 1/32nd, a Diablo in 1/24th, and a Lotus Esprit Sport 300 in 1/24th scale. New Stuff: Monogram will release a '94 Chevy ZR2 pickup, Chevy S-10 Waverider (?) (copying the Ford Splash?!?), a Ford Aeromax in 1/32nd scale, and '94 Mustangs in both GT and Pace Car versions. Revell will release a Mustang Mach III, the beautiful Viper GTS Coupe (in their snap line), the "Sox & Martin" '67 GTX drag racer (along with a possible stock version), and the Pro Stock Olds of Warren Johnson. How's that for a good start on 1994?!? Thanks to the Three Rivers guys for the straight scoop!!
- * **More Goodies!** Got a 1994 product flyer in the mail the other day from our friend Mike Perkins at Lindberg the other day, and they will almost surely make someone's day! Their 1994 line includes 1/20th scale '94 Chevy S-10 "SS" and GMC Sonoma "Hi-Wider" pickups, '94 Chevrolet Z28 containing Highway Patrol markings & equipment, '94 Firebird Formula "Street Custom" (stock & aero add-ons), '94 Ford Explorer, '34 Ford pickup reissue (containing Tow Truck & Stake Bed!), and last but certainly not least, another 1/25th scale kit to add to their line-Bill "Maverick" Golden's "Little Red Wagon" Wheelstander!! It don't get too much better 'n 'nis!
- * **STILL more goodies!** 4th quarter SSP subjects from Revell/Monogram will include (from Revell): '54 Chevy Panel Truck, Ed Roth "Surfite"; (from Monogram): Kenworth Aerodyne Conventional (1/16th scale), Freuhauf Flatbed trailer (1/16th scale), and Rommel's Rod. And they just keep comin'!
- * **Fame & Fortune!** (Well, at least Fame) Seems as though one of MAMA's BoyZ scored at the recently-held NNL in Toledo. Our own Irv Arter copped the award for the Best Corvette with his Black Beauty! Way to go, Irv!
- * **NNL Sign-up.** Remember, we will be circulating a sign-up sheet between now and our show next year (in May), so you have plenty of time to sign up. And if you do sign up, please show up, OK? We are also actively seeking ideas for activities at the NNL such as blind builds, scrambled car names, name the parts, and coloring contests just to name a few. If you have any ideas, let an officer know at an

upcoming meeting.

- * 1994 is comin'. Have you ordered your calendar from Dirk Johnson yet? If not, you will get another chance at the November meeting (for December delivery). Don't forget! By the way, Dirk also has a new 20-page Detail Master catalog available. Way Cool!

Nissan King Cab 4X4 SE-V6



(Lindberg #72507; 1/20th scale; one version; black, chrome, clear, clear red, vinyl tires)

Seems as though Pick Up trucks are "hot" right now. We have gotten the new Chevy and Ford full size trucks (in both long and short wheelbase versions as well as stepside versions!), the Chevy Cameo, '93 Ford Ranger and Splash from AMT, not to mention the upcoming Lightning; from Monogram/Revell we got the Syclone and S-10. And now Lindberg is "on the Pick Up bandwagon" so to speak, with the release of their Nissan SE 4X4 (to complement their Toyota and GMC Syclone kits).

Body: The body, as you might have ascertained by now, is that of an extended cab. The molding is very shiny, smooth and nearly flash-free. The cab has a separate, opening hood, separate chrome mirrors, firewall, and radiator. The cab exhibits 4 ejector pin marks on its underside. There are also ejector pin marks on the chrome mirror faces. The front grille and bumper are chrome. All lenses are clear. Of particular note here is the inclusion of the inside rear view mirror with its own "mirror lens". The pick up bed is molded as a single piece with a two-piece tailgate. The tail lights are clear red and install into chrome buckets. Also included are separate fender flares all around which serve two functions- one, they cover the large wheels used on this truck, and they give it that "macho look"!

Interior: The interior is tub-style, which means light detail on the door panels. There are 4 ejector pin marks in the corners of the bucket, but the two in the rear will be covered by the jumpseats. The dashboard has the brake and clutch pedals molded to it. The steering wheel is molded separately. Other separate pieces include the shift and transfer levers, two one-piece jump seats, and two two-piece bucket seats. A gauge face decal is provided for the dashboard.

Engine: The engine is approximately 20 pieces. The engine/transmission are molded as a unit and split lengthwise, resulting in a seam to fill which should be no big deal. Once the seam is attended to and the engine is assembled, it gives a very favorable representation of the Nissan's V-6. Also included are both upper and lower radiator hoses, if you are interested! The exhaust system consists of only three pieces.

Chassis: The chassis is a multi-piece assembly with many interesting details. The front suspension consists of about ten pieces (including the front 4wd driveshaft). The steering is posable using the "heat 'n smash" technique. Contrary to most manufacturers, there is at least a semblance of disk brake caliper detail at the front wheels, as well as brake drums (1) at the rear ones! The rear suspension is eight pieces, some of which include separate spring plates and springs. And lastly, of course is the separate fuel tank.

Wheels/Tires: The wheels are the correct Nissan triangular pattern rims which will need a shot of dull coat to be more correct as they are on the chrome tree. The tires are the same B.F. Goodrich Baja T/A's we have seen before in the Toyota kit released earlier this year. They are nice looking tires, despite the tread being a little shallow.

Glass: The glass is a particular high point for this kit (and every kit Lindberg produces!) in that the glass is bagged, rather than bag the kit parts and leave the glass loose in the box to rattle around. I will again reiterate my request that all manufacturers bag the glass as Lindberg has done. At any rate, the glass was scratch-free and consisted of front,

rear, and extended cab windows, and clear lenses for the head and marker lights.

Decals: The decals are another high point for Lindberg. They include more than a dozen underhood stickers, the aforementioned gauge face for the dash, a window sticker, a "NISSAN" and a "789 ZRC" Michigan plate, and the unique Nissan hockey stick SE decals for either side of the truck.

Instructions: The instructions proceed in a simple, straightforward manner, with all parts numbered as to their assembly and labeled by name. To Lindberg's credit, they include some painting instructions, listing three Testor's colors, but making limited use of them in the instructions (in the interior build-up, near as I can tell!). They also show exactly where to place the myriad of decals included in the kit.

- 97... This kit will build up into a nice rendition of the Nissan Pick up and
98... will look nice on the shelf alongside the Toyota 4X4 Lindberg released
99... earlier this year. Not to mention the '94 Chevy S-10, GMC Sonoma, and Ford Explorer which are due out next year! Recommended.

SHUDDUP LARRY &
PLAY WITH SOME
MORE BUTTONS. NOW
WHERE TH' HECK
IS THAT PESKY RX-7,
ANYWAY?!



"The Toledo Experience"

MATT, SLOW DOWN!
WE'LL ALL BE
KILLED!!

WAIT FOR US
GUYS!!

The Toledo trip was great, one of the best. I drove out on Thursday and worked in Columbus on Friday and slipped out to Dayton for the evening. While at Wayne's had the pleasure of meeting Pat Covert from Huntsville. I've been an admirer of his writing and weathering projects and he lives up to his reputation.

The drive to Randy's ("Nothing Runs like a Derr" Machine Shop-Ed.) was filled with anticipation as the evening's meal was shrouded in mystery. Not to worry, the barbecue was excellent and plentiful, though I did miss the traditional licking of the cheese off the pizza box. The models on display were super and exceeded only by the good fellowship. Randy's Mini Pick-up (1/25th scale or 1/1?-Ed.) has to be seen to be appreciated, even if he did hinge the tailgate in the wrong direction. He also provided a nice set of Cobra pictures from the Atlanta IPMS which are great references. Unfortunately, the documentation has been lost for the Exacto knife balancing experiment of several years ago. Has anybody got a copy? Randy is unable to recreate the equations because the tubes in his sliderule have blown and no replacements are available from RCA Victrola.

It was back to Wayne's for the night. Kay had taken off for Indy at the prospect of hosting me once again and there were no other overnight takers to complain of my snoring. As a result, I entertained the cats (Not to be confused with the Broadway musical of the same name!-Ed.) with my vocals. The new basement gallery is really starting to take shape.

Saturday morning was wet and cold for the entire trip to Toledo. Wayne rode with me in the Ranger and it gave us a chance to get caught up on a year's worth of events. By the way, Ohio has "adopted" the orange traffic barrel as the new state flower.

Due to the cold, damp weather conditions, the smell of vintage styrene didn't manifest itself until near the elevator in Maumee. A quick unloading of the truck (cold and wet, remember?), and into John Carlisle's Temple of Plastic. I had one goal, a Paul's Model Art Mercedes 300SLR. Wayne had one in the museum and I had to find one for myself. Luckily I did, and it is great, and at \$150.00 the most expensive model I've ever purchased, but then I needed to treat myself (don't we all!?-Ed.). Since sales were pretty good both days, I also treated myself to three bags of parts from Tony Garcia and an XJR detailing packet from Stephen Miller. A friend of Andy Martin also returned the Corvette SS buck which Andy has now cast and is in the process of mastering. Four years or five? Then it was off to the famous Gristle and Greens for dinner. Wayne and Bill pretty much behaved

themselves this year and we were not thrown out before dessert. Then off to the NNL (Not quite, while checking into the hotel, an ERTL lady cut in front of me twice, so I'm boycotting ERTL until I receive an apology from the governor of Iowa).

The NNL theme this year was **Corvettes** and my favorite was a **Corvette Phase III** done up as a Lemans entrant and detailed like the 1956-57 Sebring cars. It was excellent and even included a scenario sheet which was a real hoot. Not one, but three Sebring Sunoco Corvettes were present; Peter White's, Mike Mattingly's (Spl), and Bill Coulter's 1/43rd. All were excellent. Met Peter in person and talked for quite a while as those of you who have met him can understand. Some scale coachbuilder from the Northern Plains sent in a primered Lusso body. Now, this was a real treat, and it captured the look and feel of the real thing, and it was in the proper scale too.



I displayed the new **Dragon Cunningham C4R** which got a lot of nice comments. Paul Fisher did a super job with the kit and hopes to bring out the C4RK coupe soon. I also displayed the **Teapot Porsche 550A LeMans Spyder**, a little rough to start with but real cute. The star of the show was **Jim Drew's Viper GTS**, very impressive and I believe he took home the People's Choice trophy.

Sunday's sales were even better than Saturday's and I was able to start my homeward trek promptly at 3 PM with empty boxes. It was a lovely fall afternoon which made for a nice drive home. The fact that I was still riding high from a great weekend didn't hurt either!

The Maryland crew, Larry, et al, rented a Lincoln Town Car and on the flat farm land of western Ohio proved that a digital speedometer can go to three digits. I believe a blonde and an RX7 were also involved. Norm kept to two digits and the Caprice arrived safe and sound. Norm was walking on air for two hours after finding the elusive **Revell Parts Pack Ford 427**. Now his quest begins in earnest for the **Revell Isetta Customizing Parts Pack**.

A special thanks to every one of you who made for another super Toledo and for Mike and Scott, you were sorely missed. John Carlisle, the waitress at Gristle and Greens, the hotel clerk, all asked about you, as did truly many at the NNL. Hope to see you back soon.

by: Gary McNutt



CLASSIFIEDS

WANTED- Revell Custom Parts Pack "Isetta Customizing Parts pack", kit number C11999.74628-351. Contact Norm Veber at a meeting. Matt Guilfoyle may also be interested!

WANTED-'60 Pontiac Catalina or Bonneville, unbuilt or built (but restorable). Purchase or trade possible. Contact Tim Sickle at (301) 249-3830.

WANTED- "Orphaned" motorcycle parts. Call Randy Paschke at (410)551-0552.

WANTED- Old NASCAR decals (Cady, JNJ, etc.) Contact Craig Boyer at (301)262-4149 for list of wants.

FOR SALE-Firestone wide whitewalls, Firestone red/white thin lines, Revell Pro Street rear tires w/outline painted. See Irv Arter at an upcoming meeting.

WANTED- Original decals and instructions for Tom McEwen Duster funny car. Contact Irv Arter at an upcoming meeting.

WANTED-Chrome tree for Monogram MG-TC kit #2290; Bull-Nose thumb plane with about a 1/2" blade. If anybody knows where I can get one new or used, I'd appreciate any info; Complete sets of "The Andy Griffith Show" trading cards 2nd & 3rd series (printed by Pacific trading cards), prefer mint boxed sets. Contact Dave Roehrle at 444 Rockland Road, Westminster, MD 21158-4020 or call (410)635-6726.


WANTED- Hood & hood scoop for '55 Chevy (Monogram) Street Machine kit #2211; Taillights and taillight panel from AMT '65 Chevelle wagon; extra unwanted cars, trucks, or parts. Contact Mark Wheeler at (410)536-8175.

WANTED- Desperately seeking color reference material to buy (or borrow) on Dave Strickler's 1969 "Old Reliable" SS/J Camaro. Call Tim Powers at (410)255-3976.

WANTED- 1957-59 Plymouth hubcaps. Will pay any price or trade for set or single. Contact Dave Johns at 437-1893 (Leave Message).


FOR SALE- AMT Matchbox Scirocco kits, factory sealed, build either stock or competition. Contact Brian at (410)969-1936.

WANTED- AMT '32 Ford Vicky (White box/Silver car w/black fenders). Contact Brian at number above.



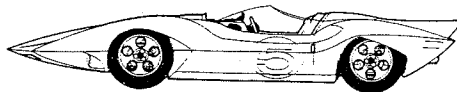
40



YEARS
OF
PROGRESS!



COMING EVENTS

- * Jan 30, 1994- Super Sunday Collectors Toy Show at Shrewsbury Fire Hall in Shrewsbury, PA. from 9 AM to 1:30 PM. Admission \$2.00 per person, children under 12 free.
- * Feb 6, 1994- Fifth Maryland Toy Vehicle Collector's Show. For info, contact Bay Area Promotions, 1 Seaborne Drive, Pasadena, MD 21122-4449; (410)437-3763 or (410)788-7776.
- * Feb 26, 1994- Midnight Modelers Model Contest & Swap Meet at Fredericksburg/Stafford Parks & Rec Center on Butler Road (Rt 17) in Falmouth, VA (north of Fredericksburg). For info, contact Jerry Frazier at (703)582-1009.
- * Mar 6, 1994- Chesapeake Miniature Vehicle Collector's club Twenty-Seventh Collector's Toy Show at Shrewsbury, PA. For info, contact Joe Golabiewski at (410)592-5854 or Carl Daehnke at (717)741-3334.
- * Mar 26, 1994- Eighth Annual NNL East Model Car Exhibit and Flea Market. For info, send SASE to John Slivoski, 16 Ocean Parkway, Apt. A20, Brooklyn, NY 11218-1523; (718)871-5332.
- * April 17, 1994- 3rd Annual Toy Show. For info, contact Hobie Howell (410)893-9579 or June/Joe Livingston (410)877-7644.
- * May 21, 1994- 4th Annual Mid-Atlantic NNL Model Car Show and Swap Meet held at the Days Hotel at I-695 at the junction of I-83 North, exit 17, Padonia Road. NNL-style model car show and swap meet. Vendor tables available. For further info, contact Norman Veber at (410) 768-3648 (for vendor info), and Matt Guilfoyle at (410)551-6070 (for general info).

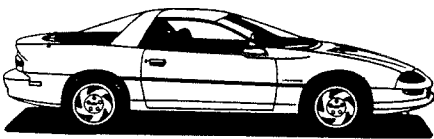





Anyone having an item for the Newsletter whether it is a Bit, a Piece or even a Classified, it can be included by contacting one of the individuals listed below:

Timothy C. Sickle
15905 Ark Court
Bowie, Maryland 20716
(301)249-3830

Norman F. Veber
317 Roosevelt Ave., S.W.
Glen Burnie, Maryland 21061
(410)768-3648



'93 VIPER




ONLY 69,000*

*Plus all applicable taxes and license fees


(ONLY?!?)

CLOSE TO HOME JOHN MCPHERSON



"Oh, for heaven's sake! Don't tell me you were racing against the electric garage-door opener again!"

WALNUT COVE/MARK CULLUM



TH... TH... TH... THAT'S ALL, FOLKS !!