

MARYLAND AUTOMOTIVE MODELERS ASSOCIATION

Volume 8, No.2 Oct 1995

by: "GTO"

About 30 people were in attendance at last month's meeting which had as its highlight the unveiling of a *small collection* of none other than *Dave Shuklis' models!* Seems as though our own *Norm Veber* 'fetched' these treasures from Dave's parents with the final destination being the *Model Car Builders Museum* (quite fitting!) after their thorough restoration. Yet another 'mini-seminar' was put on by *Dirk Johnson* on assembling his new *billet steering wheels*. Now, where did I put that order form? *Thanks to Norm & Dirk for a memorable meeting!*

The *club picnic*, held at *Patapsco State park* on the 30th of September was a rousing success for those of you who didn't make it. Plenty 'o food (brought by several people) and drinks (courtesy of Larry Boothe) were present in dizzying quantities. That *Maryland Auto Modelers staple*, the *Brownie*, was even present in ample quantities! Thanks go to *Donna Guilfoyle* and *Debbie Sickle* for allowing people to get their burgers & dogs "their way" (Debbie's and Donna's, natch!). It should be noted that they were relieved by President *Lyle Willits* and several others whose names escape me. The big highlight of the day was the presentation of the *7th Anniversary cake* (donated by *Mike Hemp*) to outgoing President Larry Boothe by incoming President Lyle Willits. Shortly afterward, a *small fight* ensued. Why? The cake was tastefully decorated with several diecast vehicles, and *Larry* finally got to take the *Hot Wheels '57 T-Bird* home with him! Thanks to all who donated time, food, or money to make for a nice, laid-back outing!

The raffle raised \$80.00 (as well as \$27.00 from the box). There was also an anonymous food donation of \$40.00! Thanks, Mr. Anonymous! The club would like to thank the raffle donors listed below: *Ron Bradley, Bill Clarke, Brad, Ron Roberts, Randy Paschke, Dave Hebler, Frank Anderson, Rick & Dave Wilson, yours truly, Fastrack Hobbies, and Replicas & Miniatures Co. of MD.* Special thanks also go out to those as shown below:

John Mauchamer,
Wheels Hobby Shop
45 Waverly Drive, Unit O
Frederick, MD 21701



Bob Eager,
The ERTL Company
P.O. Box 500
Dyersville, IA 52040-0500

Mike Perkins,
RPM Craft House Corp.
50 E. Dresden Street
Kalkaska, MI 49646

Ed Sexton/Bill Lastovich
Monogram/Revell, Inc.
8601 Waukegan Ave.
Morton Grove, IL 60053-2295

It also bears mentioning at this time that *Dirk Johnson* (a.k.a. Detail Master, P.O. Box 1465 Sterling, VA 22170) will be (and has been!) a very active supporter of not only our club, but many other clubs across the country as well. It's up to us to

actively patronize Detail Master in appreciation of his continued support [Ed. Note: With the detail items he currently has available (or on the way!), I don't believe this will be a problem!]




**Maryland Automotive Modelers Association
Treasurer's Report
2nd Quarter 1995**

	<u>INCOME</u>	<u>EXPENSES</u>
Balance on hand, 3/30/95	\$ 4,091.48	
Income: Raffle	85.00	
and door receipts	23.00	
Note Pad sales	10.00	
Donation (Tim Sickle)	120.00	
Expenses: Postage		60.00
Misc: NNL '95 cost		257.05
Donation to Midnight Modelers		60.00
NNL '96 cost:		685.00
Catonsville Community College (Room Rental-2 months)		120.00
TOTALS	4,319.48	1,182.05
	- <u>1,182.05</u>	
CURRENT BALANCE	2,159.68	

***** P L E A S E N O T E ! ! * * * * *

The meeting schedule for 1995 has been finalized (almost!) by our own Matt Guilfoyle. All meetings will be from Noon to 5 P.M. and astute MAMA's BoyZ will notice a few changes and one or two gaps in the schedule. Unless otherwise noted, all meetings will take place in room K100. On two occasions, we will be in building Q, rooms 305 & 307 and in August, we will hopefully be scheduling rooms Q305 & 307 as well, but cannot do so before January 1st, 1995. Will advise upon confirmation of same. Got it?! Good, 'cause there will be a test on it!

January 21st (Room Q305 & 307)	July 15th
February 18th	August (Room Q305)
March 18th	September 16th
April 22nd (Room Q305 & 307)	October 21st
May 20th	November 18th
June 17th	December 16th



Sneakin' a Peek!

This column will appear as frequently (or infrequently!) as new releases from the manufacturers. The idea behind it is to give a "thumbnail review" of the releases as they hit the shelves with a detailed review to follow at a later date (hopefully!). We'll see how it goes! (Ed. Note: The kits are listed in no particular order)

- **'63 Ford Galaxie 500 XL (AMT #6003):** Molded in Lt. Gray....**really great having old box art back!** (*Ed. Note: upon arrival of this kit at my house, my son had to closely examine the box to figure out what type of model it was!*)....chrome parts consist of 1 1/2 trees!....clear headlights for custom trim option....clear red tail lights w/separate chrome trim for centers....metal axles and hood hinge clip....some flash present, but amazingly minimal....(4) Firestone 'skinnies' w/stock hubcaps or chrome reverse wheels....accessories included-telephone, record player, TV, trophy, bongos, fire extinguisher, jackstand and disc brake.....disclaimer on bottom of box noting absence of putty, sandpaper, and upholstery.
- **'64 Mercury Marauder (AMT #6022):** Molded in Lt. Gray....**again, really great to have old box art back!**....nice chrome w/stock wheel covers and custom wheels w/separate knockoffs!....clear tree includes clear custom lenses and a clear bar grille for the rear end....clear red tail lights....(4) Firestone 'skinnies'metal axles, screws, and hood hinge clip....**NASCAR** option including roll cage, window straps, hood hold-down straps, and open wheels....accessories included-record player, fire extinguisher, trophy, scissors jack, brake & backing plate, telephone ad surfboard!
- **Chevy ZR2 pickup (Lindberg #72587, 1/20th scale):** Molded in mint green....5-spoke aluminum wheels and custom 7-spoke aluminum wheels....Firestone off road tires....excellent Vortec V-6 (including upper & lower radiator hoses) with no less than 17(!) underhood decals between engine and inner fenders/header panel....ZR1-style rear rolled pan w/red tail lights along with custom fillers for stock tail lights....separate fender flairs....posable wheels....decals include "CHEVROLET" tail gate band, "**ZR2 4X4**", "**S10 ZR2**" plates, S10 markings, and Chevrolet bowties.
- **'50 Chevy 3100 Snapfast Plus (AMT #6665):** Molded in Schoolbus Yellow....incredibly well-packaged!....(4) Firestone 'skinnies'....steel rims w/trim rings molded in and separate, chrome dog dish hubcaps....chrome grille, bumper, and headlights...."3100" decals, '**50-CHEVY**' TN plate, yellow scallops.
- **#16 "Family Channel" T-Bird (Monogram #2465):** Molded in white (!)....beautiful, new T-Bird body w/roof flaps....rims are *finally* molded in body color (white)!....molded plug wires similar to the Lumina, very nice new air cleaner, valve covers, and headers just to name a few new parts on the engine....nice, new roll cage and dashboard....new radiator w/electric fan....molded upper & lower engine hoses and oil cooler lines....rear spoiler molded to body ala the Monte Carlo....passenger's side window, 1/4 windows, and driver's side NACA duct present (roof rail molded to rear window)....roof

cam included...*very* colorful decals including wheel hub spiders, wheel decals, screened-in grille openings, and driver's seat belt(!)....*Thanks, Monogram!*



Prez Release

First, I must say that I am truly honored to be elected as **President** of **M.A.M.A.**, the biggest and **BEST** model car club in the nation. Seven years ago, when I was building an occasional lumpy little shelf model for my own amusement, I could never have guessed that there would be a fantastic model club right here in Maryland, or that my favorite hobby would progress to this level.

But, we should all recognize how we started, why we are still here, and how we have gained so much stature in the model car hobby.

In 1988, **Norman Veber** gathered a small group of local car modelers and formed a club which had no dues, no in-club contests, and no politics. His idea was to meet once a month, display models, learn from each other and, most importantly, have fun. Due to Norman's vision and common sense approach to this organization, M.A.M.A. has thrived and grown while so many other clubs have "warped and cracked".


Under the direction of **Larry Boothe**, we have grown by leaps and bounds. His laid-back, no-ego approach with each club member has helped many of us become "big dogs" in this hobby. Probably the single best ambassador for the club, Larry has literally travelled across the country continuously bragging about M.A.M.A, its individual members, and their models.

Obviously, I have not one, but several tough acts to follow, but it should be a little easier with the exceptional organization in place. After all, if it ain't broke, don't fix it!

As we begin our eighth year, please take a moment at an upcoming meeting to personally thank Norm and Larry for the best enhancement to our hobby since styrene.

And thanks to **ALL** of you!


Lyle



1967 Camaro Z28

(AMT/ERTL #6638; 1/25th; 103 pieces; 2 versions; Lt. Gray, clear, chrome, 6 vinyl tires)

In September, 1966, the first Camaro was introduced to the public and like the Ford Mustang that created the market, the Camaro became legendary. The Camaro could be ordered with any available engine, including the 396 as of December, 1966. From the introduction date, a separate Camaro called the "SS350" could be ordered which delivered a new small block engine measuring 350 cubic inches and rated at 295 horsepower. The new 350 engine was a Camaro exclusive in 1967 and from this humble beginning, it has gone on to power almost everything on



the highway or race track. The Camaro order sheet listed 81 factory options and an additional 41 dealer-installed accessories. One of the quietly promoted options was listed as code Z-28 which provided a 302 cubic inch engine (a

combination of a 327 block with a 283 crankshaft), no external badging or engine identification, and the now-famous twin "bandaid" stripes on the hood and trunk, although it could also be ordered as a "stripe-delete" car. A total of only 602 1967 Z28's were produced (not actually called Z28's then) and as of this year, 115 are still known to exist.

Exactly 28 years after the real car's introduction, a model kit of the 1967 Z28 has arrived. This is a modified reissue of the 1968 Z28 kit first issued in 1982 by Matchbox/AMT. For those wanting to build a street machine version, the optional parts are graciously provided in this kit which is a welcome return to an old tradition instead of "wait 6 months, give 'em one extra tree and get 10 more bucks!" second kit!

Body: Including "glass" and chrome pieces, the body consists of 13 parts. The body is accurately proportioned and has small amounts of flash; it is, after all, a thirteen-year old mold. AMT did an excellent job in backdating the '68 body to '67 specs. The side marker lights are correctly eliminated. The gas cap on the rear panel has been correctly re-engraved. The vent windows are separate pieces on the "glass" tree which are added to the painted and finished body. The lower-case, block letter "camaro" scripts on the fenders are very small. They are small on the real car and when scaled down properly, they almost disappear. AMT did not take the easy way out by using the '68 tail lights. The new '67 tail lights are very accurately engraved but present a real challenge to correctly detail paint them. Again, this is not AMT's fault, it is simply the result of reducing the real item 25 times. The chrome trim moldings along the lower body is an accurate '67 trim option included in the "RS" package but also available on any '67 Camaro as a trim option. On the model, this area can be foiled from the upper curved molding to the lower straight molding just under the door line leaving the very bottom of the rocker panel body colored. OR....sand off the upper curved molding and only chrome the straight single bar under the door for standard trim. (Remember, there were 81 factory options!). If you go with the first RS-style chrome option, foil the wheelwell molding. For the second "single bar" chrome option, do not chrome the wheelwells. Confused yet? For the first time in model kit history, the long-awaited

standard '67 grille has been tooled. Once it is detail painted, it really comes to life, and looks correct if you can live with the chromed, promo-style headlights (if you can't, drill them out and use the clear lenses from a Revell '69 Camaro kit.). The engravers missed the mark on the emblem in the center of the grille. It appears too wide and also stands about two scale inches off of the grille bars. Prior to painting the grille, the emblem could be carefully carved away and replaced with a small, thin sheet plastic piece glued directly to the grille bar surface (or wait for the photoetched detail sets that I am sure will be forthcoming). The eggcrate grille should be painted flat black while the concave surround is flat metallic dark gray. Polly-S "Graphite" works perfectly in this application. Chromed bumpers, outside mirror, and one-piece front and rear glass with runners complete the body.

Chassis: Consisting of 14 pieces (excluding wheels), the chassis is fairly accurate and well-detailed considering the kits origin. The separate exhaust system has mufflers that are just too small to look realistic. The simplified front suspension includes separate spindles and a tie rod. The rear suspension is built using the axle with integral single-leaf springs, two shocks, and a traction bar. This puny little single-leaf suspension is correct for '67 Camaros and in the real world, a normal trip in your Camaro was just one long burnout. The tires in the kit are the AMT Firestone Wide Oval thin-lines now found in every ERTL kit. Brand new '67 rally wheels have been tooled for this kit and I applaud AMT for not reissuing the '68 versions. These new wheels are beautiful (ya payin' attention, Irv?).

Engine: Not counting the optional street machine parts, the stock engine consists of 20 pieces. Then, in addition, three air cleaners are provided. The chromed open element air cleaner is correct for the factory Z-28. A cowl induction air cleaner is provided for a Trans Am racing version. A standard, single-snorkel air cleaner instantly turns the engine into a factory 327 because in model form, this engine can be a 302, 327, or 350 with the correct decals. All of the engine parts are nicely detailed but the Chevrolet script valve covers should be chromed for the street Z28 version. These are molded in gray plastic but could be carefully "chromed" using Bare Metal foil. For a 327 or 350 they can be painted engine orange. Separate firewall, wiper motor, master cylinder, battery, radiator, and shroud are provided. No front fender braces are provided but they could easily be made from plastic rod or stolen from a Revell kit.

Interior: In a word, the interior is disappointing (that's 4 words, Lyle). An attempt was made to represent the upscale Custom Deluxe interior, but that attempt fell short. The two-piece bucket seats are very wide and are just 'way off base in overall shape. The seat patterns are almost correct but are missing the engraved strip that surrounds the seat inserts. The door/side panels, which are fairly intricate assemblies on the real car, are represented in the kit as very shallow engravings on the interior bucket sides. A strange attempt was made to depict the 3-gauge rectangular unit on the console by engraving 3 lumps with no rectangle at all. The dash is correctly, but lightly engraved. The steering wheel is accurate and nicely done. No rear view mirror is provided. Perhaps the team of Waddington-Powers will have to provide a resin solution to this poor interior problem!


Decals: "Band Aid" stripes in black and white, some street machine custom stripes for the fenders, a radiator fan shroud decal, and a "302" air cleaner decal in totally incorrect colors (Use a "302" decal from a Fred Cady sheet).

Instruction sheet: A modified reprint of the '68 Camaro sheet, it now provides step by step assembly instructions. Exterior and interior color listings are not included as with other recent AMT offerings, but then again, black words on white paper doesn't really provide much help with factory colors anyway!

With the exception of the interior, this is a very well done reissue and AMT did their homework to provide accurate '67 details. The replica stock conversion possibilities are almost limitless with kit bashing and aftermarket parts. Rumor has it that a complete photoetched detail set is forthcoming for this kit (I'm

starting the rumor right here!). The Modelhaus lists two RS hidden headlight grilles (SS and SS350). A stock SS hood and unique Yenke hood will be available from Scale Resin Detailers (Tim doesn't know that yet-I haven't given him the masters!). I believe that Replicas & Miniatures Company of MD has the resin '67 dog dish wheels and caps. A Dana, Nickey, or Baldwin car can be modeled by using SS parts and the 427 from the Revell kit with different carb set-ups. Who knows what else may be available soon? (Guess we all know what Lyle will be doin' for the next few years, eh?)

Anyway, if you're into Camaros or musclecars in general, overall this is a darn nice kit. Buy several if you get to the hobby shop before I do!



Lyle "I still wish I had my '67" Willits

1973 SD455 Trans Am Firebird

(AMT/ERTL #7301DO)

This is the latest offering in their 1/18th scale "American Muscle" diecast series. The window box has a "capsule history" of this significant low-production hot rod (only 252 built). The car comes in two "flavors"-Cameo white/blue graphics and Buccaneer Red/orange graphics and features opening doors and hood. The now (in)famous "screaming chicken" decal is prominent on the hood. It is equipped with the correct honeycomb wheels and 60-series Firestone wide oval tires. The car features a personalized "WINGS" Michigan plate. I love AMT/ERTL's sense of humor!

Headlight lenses are clear, with clear amber parking light lenses, and clear red tail light lenses. The tail light lenses also include the very thin chrome trim which separated them into 2 sections. Side marker lights are painted.

The chassis has the correct dual exhaust system, complete with transverse muffler. Chrome tail pipe tips make up the remainder of the system. The front wheels are steerable. The rear shocks are missing, and there are a few screw heads present, but overall, a nice job.

The interior is the higher line custom interior, done in black. The car is equipped with a four-speed, and the seat backs fold down. The dash features the engine-turned applique around the gauges, which are color reproductions. It also includes the 3-spoke Formula steering wheel.

All in all, a very nice replica for what I would expect the asking price to be about 25 bucks. Thanks to AMT/ERTL for the review sample.

BITS & PIECES

- **Historic Debut!** Our own Norman Veber was single-handedly responsible for the retrieval and debut at last month's meeting of a sizable portion of a fellow model builder-none other than **Dave Shuklis!!** Dave had a significant impact on our hobby, and this collection is now fittingly enroute to the **Model Car Builders Museum** where it will reside after its restoration. Thanks **Norm**. Thanks also to **Mark Gustavson**, without whose patience we might not have seen this significant collection at all!

- **Kudos!** The latest *Street Rodder* arrived the other day with coverage of NNL East between the covers (by way of Mike Carroll). Featured therein was *Lyle Willits' '36 Ford*, as well as *Kelvin Brown's "In-progress" '32 Ford* and *Levin Kates' '49 Ford*. Waytogo, guys!
- **Elections.** Well, they took place a month earlier than expected. Results? Oh, yeah! *Dave Hebler* narrowly defeated *Rex Turner* for the *Vice Presidency*, while *Lyle Willits* was elected unopposed to the *Presidency*. Yours truly and Matt Guilfoyle stood pat on our positions as editor and treasurer, respectively ('Sides, I been told that this is a lifetime appointment on my part!). Congrats to the new officers!
- **Another Manufacturer's newsletter!** Would you believe that *Tamiya America* now has its own newsletter? Found out that they will be releasing some new stuff shortly. How 'bout a *Mustang Cobra R*, *Tyrrell 023*, *Opel Calibra "Cliff"*, a *Jaguar Mk. II racing*, a *Ferrari F50*, and a *Toyota Exiv Nippon Denso*. Interested in the newsletter? Give 'em a call at 1-800-TAMIYA-A (826-4922). Thanks to co-worker and fellow modeler *Dave Stanford* for the tip!
- **S.M.I.L.L.E.S. all around!** Got the results from the recently-held S.M.I.L.L.E.S. show in Havre de Grace, MD. Seems as though none other than *Dave Wilson* snared First place in the **Junior class** while *Lyle Willits* managed to come out on top in the **Adult class**. Congrats to the lucky winners! Thanks to Harry Charon for the results.
- **Speakin' of Harry!** Harry's *recent heart attack* slowed him down somewhat (he did manage to get the SMILES results, though!). He is doin' fine now, although his pace has been slowed somewhat. He is being monitored by his doctors and would just like to extend his heartfelt thanks for all of the calls to him by his friends/fellow club members. It meant a great deal to him, knowing he has so many friends!
- **SSP Secrets!** Reliable sources have recently divulged the releases for **Phase 12** of the Revell/Monogram SSP program. They are: *1930 Packard Boattail Speedster*, *'57 Chevy Nomad*, *"Stinger" T-Bucket*, *"Ford Motorsports" IMSA Mustang*, *'41 Willys "Swindler II"*, *Lincoln Futura (Batmobile) (Ed. Note: Hey, Fraaannkk!!!!)*, *"Deals Wheels" ZZZZ28*, and the *'56 Ford Pick up (1/48th)*. Save your money, ladies and germs!
- **Lindberg news!** Got a flyer for Lindberg's '96 line, and looks like some more neat stuff. Start off with *Roger Lindamood's "Color Me Gone" 1964 Dodge 330*, *the new F150 pickup*, and *the '63 Mustang II* (these guys are all in *1/25th scale!*). Then we will get the new *Z28SS convertible*, *Sonoma Sportside pickup*, *Chevy ZR2 pickup*, *Explorer CHP*, and a *Toyota pickup in "Baywatch" colors* (standby *1/20th scale*), and then a *new Explorer*, *'96 Grand Caravan LE*, and a *GMC Jimmy* (*1/20th scale Super Snap*). Expect to sell a ton of the new Dodges if they are correct, Lindberg! And how 'bout making a whole line of nostalgia cars?!
- **More new stuff!** Got a nice little notice from Bob "Model Car Garage" *Korunow* the other day, filled with new stuff. Starting off, how 'bout *Stock car grille work* for *Chevy Lumina (MCG#2023)*, *Monte Carlos (MCG#2027)*, *Thunderbirds (MCG#2024)*, and a *stock car front airdam spoiler (actually, the riveted plate at the bottom of the airdam) (MCG#2025)?* The grilles are incredible with the screen photoetched in! Just cut it from the sheet, paint it (if you desire), and install it! They are made to fit the *1/24th scale Monogram stockers*, while the airdam could be used for either *1/24th* or *1/25th scale kits*. Also in this flyer was a *12" electric fan (MCG#2028)*, an *Anglia/Thames detail kit (MCG#2029)*, and a *neat set of street rod gauges (MCG#2030)* (including photoetched bezels and see-thru digital gauges). *Way cool, Bob!*

- **Jap NASCAR!** Word reaches me that former road racer *Kenji Momota* is intent on pursuing a career in NASCAR. He has competed in the *Japanese Touring Car series, Indy Lights, SCCA Formula Atlantic, and the American Racing Series as well as attempting to qualify for the 1992 Indy 500*. His current plans are to run 2 Supertruck events- North Wilkesboro & Phoenix this year. In '96, he plans to run Supertrucks, in '97 Supertrucks plus 5 Busch series races, and in '98 run for Busch series Rookie of the year. He admits that the Japanese know very little about NASCAR, except that it is very competitive. He also claims that he will not drive like a **Kamikaze**, so we will just have to wait & see. Thanks to the 9/14 issue of *Winston Cup Scene* for this snipit!
- **NASCAR cafe!** NASCAR is set to open **10 theme restaurants** around the country within the next five years, according to the Oct. 4th edition of the *Washington Post*. The first will be in *Myrtle Beach, SC* to be followed by one in *Orlando, FL*. How about somewhere up here in Maryland?!?
- **C.O.D. Cash on delivery?** No, **Considerably overdue!** That's **AMT's '34 Ford 5-window coupe**. According to the latest issue of the Blueprinter, it will be delayed until **January '96**. Also in the latest Blueprinter was an article about the upcoming RHCTA show. The AMT booth will have an actual **Goodwrench Supertruck** in the booth to "**highlight the company's entry into the exciting new Supertruck racing category**" (direct quote). Supertrucks from AMT in '96?!
- **Speakin' of AMT!** Heard their '96 line-up will include a '69 *Mustang Mach I*, '69 *Olds 442*, '96 *Ford & Dodge pick-ups*, a '57 *Vette*, '34 *Ford stock 5-window*, '66 *T-Bird*, *Datsun 280ZX* (why?), a '40 *Ford Sedan Delivery* (!), '62 *Impala SS convertible*, '67 *Impala SS*, and the *Ford GT-90 show car*. Looks like another good year!
- **More new stuff!** Word reaches me from our old friend, *John Mauchamer* at *Wheels* hobby shop of a **new GTO** coming out in the *Doyusha* line. Not just any GTO mind you, the *Monkeemobile!* John should have 'em as you read this! Thanks to *Brad* for relaying the info!
- **More kudos!** New Vice President *Dave Hebler* made his presence known at the recently held *York County Fair* by copping three awards-3rd place in *Closed Wheel racing (Rain-X Camaro)*, 2nd place in *Miscellaneous (Olds Aerotech)*, and 1st place in *Tractor Trailer (Int'l Transtar w/3 axle dump trailer)*. Congrats, Dave!
- **Goodies!** (The edible kind). Our own *Mary Veber* provided us with "*Blondies*", while *Tim Powers* supplied the now (in)famous *brownies*, and yours truly brought along *cupcakes* for good measure!
- **NNL East themes!** According to the latest *Plastic Fanatic*, the themes for *NNL East '96* (their *Tenth Anniversary*, no less!) will be "*Back to the 60's*" and "*Selected Subjects & Limited Release Cars*", so start plannin' those projects now! And an aside if you will permit me: Showcasing their incredible timing, the next issue of the *Fanatic* is reported to contain an article on the cars that put the "famous" in newly elected Prez *Lyle Willits*' name, so look for it (*Ed. Note: If I ask real nice, Wouldja autograph my copy, Lyle?!!*)
- **Pin-up!** (No, I'm not talkin' about the latest Playboy!), but the 'way cool **flamed '57 Chevy** in the latest BF Goodrich ads. For the measly sum of **\$7.50**, you too can have a **2' x 3' color copy** of this puppy! For info, call 1-800-677-3322 for details!
- **"The British are comin' (from American SATCO, that is)!** Their most recent flyer lists the long-awaited **MG-B kit** in either metal or rubber bumper configurations for only **\$28.00**. It also lists the new **Toyota RAV4** for only **\$18.50**.

COMING EVENTS

- Oct 22- Maryland Toy Vehicle Collectors Show at the Stony Creek Democratic Club, 8123 Ft. Smallwood Road, Pasadena, MD from 9 A.M. to 1:30 P.M. For info, call (410)526-0102 or (410)437-3763.
- Nov 4- Promo kit Auction to be held in two sessions at the Ridge Fire Company, along Rt.23 between Phoenixville, PA & Rt. 100. the first session will begin at 10 A.M. and the second will begin at 5 P.M. For info, send an SASE to Ted Maurer, (AU-000593-L) Successful Auction Management, 1003 Brookwood drive Pottstown, PA 19464.
- Nov 5-Capital Miniature Auto Collectors Club's 1995 Fall Meet from 9:30 A.M. to 2 P.M. at the Dunn Loring Volunteer Fire House Community Hall, 2148 Gallows Road, Dunn Loring, VA. For info, SASE to James William Brostrom, 6632 Cardinal Lane, Annandale, VA 22003.
- Dec 10- Semi-Annual Toy Show at the Fallston Volunteer Fire Department from 9 A.M. to 3 P.M. at the Fallston Firehouse, 2201 Carrs Mill Rd., Fallston, MD. For info, contact Joe/June Livingston at (410)877-7644 or Hobie Howell at (410)877-0700.

CLASSIFIEDS

WANTED- Any and all photos of *Fireball Roberts' '62 Pontiac* (black and white and color). Will copy and return! Contact Tim Sickle at (301)249-3830 or see me at a meeting!

Anyone having an item for the newsletter, whether it is a Bit, a Piece or even a Classified, it can be included by contacting one of the individuals listed below:

Timothy C. Sickle
15905 Ark Court
Bowie, Maryland 20716
(301)249-3830

Norman F. Veber
317 Roosevelt Ave., S.W.
Glen Burnie, Maryland 21061
(410)768-3648



GARFIELD



JIM DAVIS

