

MARYLAND AUTOMOTIVE MODELERS ASSOCIATION

Volume 8, No.3 Nov.1995
by: "GTO"

About 40 people were in attendance at last month's meeting which had as its highlight a discussion by new club *President Lyle Willits* of some of the exciting ideas he will attempt to pull off during his tenure. These include: *More Seminars (hopefully every month!)*, *guest speakers*, *occasional use of a VCR/TV for viewing videotapes*, *more discussion of display models*, *possible use of name tags to better identify members to new people*, *occasional model theme months*, and *last but not least, a club meeting on a Sunday with invitations to local hobby shops who have supported us (our small way of thanking them!)*. Everyone seemed very excited by Lyle's ideas, so let's all work together to pull 'em off and make a great club even better! Lyle also thoughtfully reminded us that our club celebrated its *8th Anniversary* last month (with a cake donated by *Mike Hemp*). Our show was also a topic of discussion. *Vice President Dave Hebler* may have managed to get *MD Public TV* to give us some air time next year-more on this as it develops! The *MD Department of Tourism* should also be listing our event in their *1996 calendar* thanks to the efforts of *Treasurer Matt Guilfoyle*. Thanks to *ex-President Larry Boothe*, the club will be sending the *Model Car Builder's Museum* a check for \$200.00 to show our support of a worthy cause. Guess I'm the only officer who hasn't done something! Way to go everybody for your hard work on the club's behalf!

The raffle raised \$86.00 (as well as \$15.00 from the box). There was also an anonymous food donation of \$40.00! Thanks, Mr. Anonymous! The club would like to thank the raffle donors listed below: *Brad, Ron Hamilton, yours truly, Mike Hemp, Jim McGuinness, Harry Charon, Charlie Scheerer (!), and Replicas & Miniatures Co. of MD*. Special thanks also go out to those as shown below:


Bob Korunow,
Model Car Garage
537 S. Sequoia Suite 309
West Palm Beach, FL 33409

John Mauchamer,
Wheels Hobby Shop
45 Waverly Drive, Unit O
Frederick, MD 21701

Tom Walsh,
The ERTL Company
P.O. Box 500
Dyersville, IA 52040-0500


Mike Perkins,
RPM Craft House Corporation
328 N. Westwood
Toledo, Ohio 43607

Ed Sexton/Bill Lastovich
Monogram/Revell, Inc.
8601 Waukegan Ave.
Morton Grove, IL 60053-2295



**Maryland Automotive Modelers Association
Treasurer's Report
3rd Quarter 1995**

| | <u>INCOME</u> | <u>EXPENSES</u> |
|---|-----------------|-----------------|
| Balance on hand, 6/30/95 | \$ 2,159.68 | |
| Income: Raffle | 199.50 | |
| and door receipts | 69.00 | |
| Food Donation | 40.00 | |
| Expenses: Postage | | 73.00 |
| Donation to Suncoast Model Car Club | | 20.00 |
| NNL '95 photo cost: | | 75.00 |
| Catonsville Community College (Room Rental-3 months) | | 180.00 |
| NNL '96 Advertising | | 68.00 |
| TOTALS | 2,468.18 | 676.00 |
| | - 676.00 | |
| CURRENT BALANCE | 1,792.18 | |




Sneakin' a Peek!

This column will appear as frequently (or infrequently!) as new releases from the manufacturers. The idea behind it is to give a "thumbnail review" of the releases as they hit the shelves with a detailed review to follow at a later date (hopefully!). We'll see how it goes! (Ed. Note: The kits are listed in no particular order)

- **Lotus Indy Turbine car** (AMT/MPC #6025): Molded In Lt. Gray....incredibly flash-free....chrome smooth and bright....34-piece tractor included as in original....(4) Goodyear wide racing tires....nice decals appear complete.
- **Olsonite Eagle** (AMT/MPC #6026): Molded in Lt. Gray....molded black rubber seat & seat belts....wide and wider Goodyear tires....again, very little flash....bright, smooth chrome....colorful decals with the option to build either #42 (Denny Hulme) or #48 (Dan Gurney).
- **'63 Mustang II** (Lindberg #72169, 1/25th scale): Molded in white....opening doors, hood, and trunk....steerable wheels via steering wheel....incredible chrome tree includes (2) sets of wheels, grille, air cleaners (2), vent windows, exhaust system, leaf springs....molded cleanly w/minimal flash....separate hardtop and fastback roofs....bagged clear parts....clear tail lights....decals consist of stripes, air cleaner and fan shroud markings.
- **CHP Ford Explorer** (Lindberg #72586, 1/20th scale): Molded in white....chrome 5-spoke wheels, bumpers, and grille....(4) Firestone tires....light bar w/blue lenses....no brake detail on backing plates....10+(!) underhood decals....dash face, "XPL RER" TX, "XLT 4X4" WI plates (very nice decals!)....basically, reissued 2-door Explorer.
- **"Baywatch" Toyota Pickup** (Lindberg #72588, 1/20th scale) Molded in yellow....reissue of excellent Toyota pickup....(4) BF Goodrich Baja TA tires....chrome 4-spoke wheels, bumper, grille, and intake....bagged glass....beautiful decals include dash face, window sticker, underhood decals, and "Baywatch Lifeguard" markings....light bar with blue lenses...."Baywatch" cast photo (my son wanted to fight me for it!)

- **GMC Sonoma Sportside** (Lindberg #72589, 1/20th scale): Molded in Raspberry....5-spoke aluminum wheels w/engraved GMC centers, along with optional 7-spoke set....(4) Firestone tires....bagged glass....6-piece Sportside pickup bed....decals include windshield band, “**GMC TRK**” NJ, “**STEP 96**” Maine plates, GMC logos, window sticker, 10+ underhood markings.
- **‘96 Z28 Hardtop** (AMT #8033): Molded in Lt. Gray....bright chrome tree (rather than aluminum)....minimal flash....T-Tops molded with windshield....”**GR8 Z28**” CA plate, “**HLB 467**” ON plate (in short, with exception of box art, exact same kit as last year)
- **‘96 Z28 Convrt** (AMT #8034): Molded in Lt. Gray....bright chrome tree (rather than aluminum)....minimal flash....”**CTS 1692**” VA plate, and Diplomatic plate (again, in short, with exception of box art, exact same kit as last year)
- **Dodge Ram 2500 SLT** (AMT #7333 or 7334, 1/18th scale diecast): Molded in Red/Silver or Black/Silver....V10-powered brute!....opening doors, hood, and tailgate....steerable wheels thru steering wheel....rear window is molded as a slider (non-opening), while it appears bed has a bedliner in it....rear step bumper, “**BIGHORN**” SD plates.
- **“Color Me Gone” ‘64 Dodge 330 Super Sport (?!)** (Lindberg #72156, 1/25th scale): Molded in White....everything bagged!....28-piece Max Wedge engine....nice chassis, including separate torsion bars....platform-style interior, 6-point roll cage, separate arm rests, dash w/separate chrome instrument cluster (w/decals!), and tach....separate, unconnected front and rear glass, quarter windows, and clear headlight lenses....Torque thrust 5-spoke front rims, steel rear rims....Goodyear slicks, Pro-Trac front skinnies....beautiful decals.



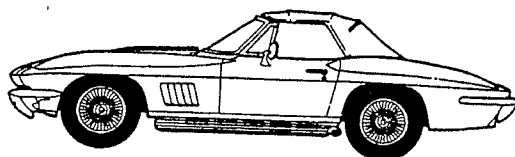
1967 427 Corvette Roadster

(Monogram #2968; 1/25th scale; one version; 122 pieces; Red, chrome, clear, clear red, vinyl tires)

This loaded ‘67 Corvette Roadster is the latest in a series of Corvette models and it definitely did not disappoint this modeler.

Engine: A detailed 21-piece replica of the *L-71 427 cubic inch, 435 horsepower V-8*. If you have built any Monogram models, you should notice how well detailed, yet simplified their engines are. A welcome change from normal Monogram practice is a separate oil pan, which eliminates the need for filling the seam. Other features of this engine are: separate pieces for the fuel pump, water pump, starter, and alternator, with a molded in upper bracket. The downside to this engine assembly is that there is too much chrome on it which includes the carburetors, intake manifold, alternator, fan clutch, and fuel pump, all of which are not chrome on the real car, and must be dechromed and painted with the proper metalizer paints to be accurate.

Chassis: This is a 20-piece assembly which, while very simplified, is very well engraved, and easy to assemble. There are separate pieces for the upper control



arms, steering box, coil springs, tie rod, steering linkage, and front inner fenders. With proper detail painting, this chassis

should one of the best available for the '63-'67 Corvette, even though it does not have posable steering.

Interior: A 13-piece assembly, consisting of a bucket with the console and accelerator pedal molded to it. The remainder of this unit consists of a pair of 2-piece bucket seats, very well engraved door panels, brake and clutch pedals, dashboard, steering column (with turn signal stalk), and steering wheel. Again, with proper painting, a very accurate assembly.

Wheels/Tires: A beautifully engraved set of the bolt-on aluminum wheels rendered in chrome with wheel backs lacking brake detail. These mount an inaccurate set of Michelin TRX tires.

Body: It appears to be an enlarged version of the 1/43rd scale Corvette introduced by Monogram a few years ago in the Ultimates series, and it does not disappoint. Proportions all seem to be right on the mark with easily attended-to mold lines. The windshield frame and vent windows are separate chrome pieces which mount to the body. The door handles, gas cap, parking lamp, tail lamp bezels, windshield wipers, grille, bumpers, rear view mirror, license plates, and rocker panel moldings are also chrome. There is also an accurate set of chrome side exhausts. The separate hood includes the 427 scoop, with decals for the 'stinger' in 4 different colors. There is also a soft 'u-top' furnished with the kit while, unfortunately, a hardtop is not included.


Overall, this kit goes together very easily and is far and away one of the best Corvette kits available and, with a little patience, will build up into a beautiful Replica Stock model. I highly recommend this kit.

by: Ron Hamilton

1977 Ford Courier Pick-up

[ERTL #6690; 100+ parts ; gray, chrome (bagged), clear (no bag), clear red, vinyl tires (loose), metal axles, decals, and instructions]

This kit is a reissue. For comparison purposes, I will use the *Firestone Ford Courier (#2702)*, an issue when AMT was owned by Lesney and headquartered in *Baltimore!* Overall, the kit has very little flash and in comparing the trees, the newer kit has less annoying ejector pin marks to remove. Several things have been improved with this reissue *IMHO (In My Humble Opinion!)*. Only the front fender flares and custom grille are gone. The Firestone version did not have a stock grille, while this version will build up stock. The new chrome tree has (2) sets of wheels-cast aluminum and 5-spoke custom.



There are 20 parts to build either a *stock* or *turbocharged 2.3-liter 4-banger*. Notable separate parts: chrome valve cover, smog pump, 1-piece oil pan (*no seam!*), starter, and induction parts. Note: The distributor is very small and easily knocked off the tree. It was loose in the new kit bag and gone in my old kit (unopened until this review). The engine should be very convincing when built.

Engine, same in both kits. I plan on a 289 or 428 cu. in. if I can find a 1/25th scale shoehorn to make it fit!

The *chassis*, unchanged, consists of 26 pieces. Everything you want separate is! I checked out Lyle's comment, **YES!** The *chassis would fit nicely under a '40 Ford* providing IFS and rear leaf springs. Speaking of IFS, all the parts (except the metal axle and notched springs) are there to easily make possible steering with minimal work. Fuel tank (2 pieces) and single exhaust are separate from the frame. Chassis part count includes: radiator wall and radiator, water reservoir, battery and inner fenders. Still no brakes front or rear, must be why it is a static model.

Wheels and tires comprise 16 parts. Tires are now Firestone 225/14 and to me, look like they belong. The old kit has tires that look more like 1/32nd scale. This kit has a choice of wheels while the old kit had dinky aluminum wheels.

The *interior* and *cab unit* consist of 25 parts. The interior is tub-style: door detail but shallow, pedals molded to the floor. A separate bench seat is provided. A choice of stock or custom Bricklin steering wheels, floor shift, CB radio, and firewall complete the interior tub. The cab fender scripts and door locks are very light. The hood has rear hooks for hinges. The optional rear window bubble and sunroof are on the clear tree but receive no mention in the instructions. Stock grille with molded-in headlights and no see-thru grille. 2 chrome side view mirrors are provided.



The *bed* consists of 23 parts, including choice of open or closed tailgate chains. Bed sides are separate and the tailgate can be movable (unless you pick a chain option). A nicer, more modern rear step bumper is included in the new kit. An optional tonneau cover is still included (instructions suggest red, like the Fireside kit).

The *decal sheet* contains some small red and yellow graphics and (2) license plates: **COURIER** and **TRUCKN**.

The *instruction sheet* is greatly improved. It is much larger, and therefore easier to read. Each part is numbered, named, and a paint color is suggested. Assembly layout is clear. As with the new releases, tips, address, and phone numbers are provided.

All in all, this kit will be enjoyable to build. No noticeable part warpage or damage. I can't wait to find some 'bargain' price kits so I can install this chassis under a '40 Ford. Review kit courtesy of ERTL to MAMA.

by: Gary Sutherlin



Resin Rantings

This column had been discussed amongst several members in our group and with the explosion in the resin aftermarket and the proliferation of everything from simple conversions to full resin kits available, it was felt that this column might give some people in the club who may not be familiar with resin some sort of an idea as to what they can expect when they purchase something from a particular vendor. As with kit reviews, anyone may contribute to this column, and give their views and experiences on a particular resin kit which they purchased. These might

include everything from the quality and completeness of the kit as well as how well did it go together. So, come on, you resin purchasers, this is your chance to help all of us out prior to us plunking down our hard-earned cash only to find out that the kit would take more work than we may be capable of or be of inferior quality for the asking price. This column might not run every month, but we will see how it goes, OK?

Our first '*Rantings*' will cover what I guess I would refer to as *transkits* that when used with another kit, yield a more accurate replica. The kits in question will be used in conjunction with AMT's '67 Mustang GT. They are produced by Norman Veber of *Replicas & Miniatures Company of Maryland*. These parts were all mastered by *Larry Boothe*. He lists several kits, and we will try to cover 'em all.

The kit numbers are *RM-71A*, *RM-71B*, and *RM-71C*. Kit 'A' is an *accurizing kit for the GT*, consisting of 20 pieces, including the hood w/recessed vents, front panel without grille, a grille without holes, a grille with grille insert holes (including accurate driving lights and opened horse emblem), trunk lid with chrome trim and MUSTANG letters; rear panel with ribbed tail light area, rocker panel strips, GT (and GTA) logos and gas cap, improved rear fender and 'C' pillar vents. It sells for \$11.95.

Kit 'B' allows you to *convert a '67 Mustang GT to a standard Mustang*. It also consists of 20 pieces, including a rear panel with ribbed tail light area with no exhaust reliefs, Mustang gas cap, back-up lights, trunk lid with chrome trim and MUSTANG letters, front panel, separate grille, grille insert with open horse emblem, rocker panel strips, rear fender and 'C' pillar vents, and hubcaps.

Kit 'C' also *converts the GT to a standard Mustang*. It also consists of 20 pieces, including the rear panel with smooth taillight area and no exhaust reliefs. The remainder of the pieces in the kit are the same as RM-71B.

The kits cost \$11.95 each which may seem a little pricy at first, until you take into account the quality (and quantity) of the pieces you are getting, then it seems well worth the cost. For the uninitiated, RCMC uses a white resin much like what you see when you open some kit boxes. Due to his molding process, the parts are all crisp, and nary a bubble will be found. If in fact, one is found, he has a "*Bubble-free guarantee*" under which he will replace the 'substandard' part with one devoid of bubbles. Can't beat that, now can ya? Review samples provided by Replicas & Miniatures Company of Maryland.

BITS & PIECES


- *Dave Karen Roehrl* have made their presence felt. The December '95 issue of *Finescale Modeler* has a feature on Dave's *Moonshine Express*. Waytogo, Dave! If you two are still out there, give us a sign! (And by the way, we just received the *KSAM newsletter* from our 'buds' down south, and they also saw Dave's "Moonshine Express". Their initial response was that it looked like it could have belonged to "*Hogdoo Grundy*", and second, whether Dave was a *MAMA's Boy* or not. *He shore 'nuff is, guys!*)
- **KSAM Thanks!** Also in that newsletter, *John Larkin* offered their thanks. Seems as though he got a disk with some scanned clip art on it from someone who had just gotten a new 'toy', and wanted to try it out. You are welcome, John, we'll keep ya in mind!
- "**Goin' topless!**" Wayne Hall told the highway patrol officer that he was speeding on Interstate 10 in Banning, CA because his *stark naked cousin*, who was *standing through the sunroof*, was embarrassing him and that he wanted to get home. She has apparently done it before. She likes the feel of the wind on

her naked flesh. Hall, 45, and his cousin, Teresa Brantley, 40, were taken to the Banning Correctional facility where Hall was released after being booked for driving under the influence. Brantley was booked for public intoxication and indecent exposure. The two were spotted earlier in the day by a CHP radio technician who saw Brantley standing thru the cars sunroof, while the speeding car swerved through several lanes. She apparently ducked back inside when they passed the truck scales, and resumed her perch after passing them. Although the cars license plate read "**BUKLE IT**", nothing was buckled, and they were ticketed accordingly. The woman's blood-alcohol content was *0.35*, while the man's level was *0.36*, each more than *4 times* the legal limit of *0.08* for intoxication. This from the land of the fruits & nuts! Thanks to the wire services for this one!

- **Speakin' of tops!** Our own *Norman Veber*, a.k.a. *Replicas & Miniatures Co. of MD* should have available at the November meeting, a *chopped top '50 Ford pick up* for the measly sum of \$9.95. I understand that this little gem was mastered by the "*famous*" *Lyle Willits!*
- **Rumor Mill!** Rumors are starting to circulate about the possibility of an *out-of-production woodie* (a.k.a. "*termite wagon*") being produced by a major resin caster in early '96!
- **Kustom Kontest!** Got a flyer from *Bobby's Hobby Lobby, Inc.* the other day about their upcoming '*Custom model contest*'. The dates are *Nov. 10th thru the 22nd*. The age groups are *Junior (up to 12)*, *Senior 13-17*, and *Adult (18-?)*, and anything goes-cars, trucks, pick-ups, vans, or combinations! Gift Certificates will be awarded to 1st, 2nd, and 3rd in each age group, and no purchase is necessary to enter. So, check 'em out!
- **R & C Thanks!** Got a nice phone call from one of our "*Western Correspondents*", none other than *Rich Rothermel* (of *Rod & Custom* fame!), and he was thrilled with the newsletters and membership into our intrepid little group. He appreciates the response on the column and says, "*Keep it comin'!*"
- **ISI Thanks!** Got another nice acknowledgement of a mention in a recent issue of our newsletter from *Tim & Maureen Bongard* (of *InScale Illustrated* fame!). They wanted to thank us for the mention of the recent birth of their son, Joseph Theodore. He said J.T. is already picking out projects and kits (albeit with some help from dad), and that as soon as he figures how to get the shrink wrap off, he can start work! Tim says that he may start with a few *Detail Master* accessories. Tim also informs me that *ISI #3 will be shipped shortly*-I can't wait! Thanks, Tim!
- **"Rocket Man"!** Heard a story off of the Internet about an incident in Arizona (can't vouch for its truthfulness, though!) about the Arizona Highway Patrol stumbling upon a *pile of smoldering metal embedded into the side of a cliff rising above the road at the apex of a curve*. Originally, they thought it was the site of a *plane crash*. Further inspection revealed it was a *car* (not identifiable at the scene). The boys back at the lab later identified it as a *Chevy Impala*. Seems as though the owner had recently acquired a *JATO unit* (Jet-Assisted Take-Off), which is actually a *solid-fuel rocket* used to give an added boost to planes taking off from short airfields. He drove the trusty ol' Impala out into the desert, found a long, straight stretch of road, attached the unit to his car, jumped in, got up some speed, and lit that sucker off! Near as they could figure, he was probably doin' somewhere between *250-300 mph(!)* when he came to the curve. The brakes were completely burned away from trying to slow the car down (*Note: Solid fuel rockets don't have an 'off' switch-they burn at full thrust until the fuel is gone*). Exactly how powerful are these units? Even from a standing start, your speedometer would go past *120 mph* in about *6 or 7 seconds*, and past *180 mph* in about *10 to 12 seconds* and give about *2 g's!!* Talk about a wild ride and goin' out in a blaze of glory!!

COMING EVENTS

- **Nov 19- Modelfest Plastic Modeler's Flea Market** from 10 A.M. to 3 P.M. at the Holiday Inn in College Park, MD (US Route 1 at exit 25A off the Beltway). Early Bird admission 9-10 A.M. only \$10, general admission \$3. Old & new kits, books, magazines, supplies, and more!
- **Dec 10- Semi-Annual Toy Show** at the Fallston Volunteer Fire Department from 9 A.M. to 3 P.M. at the Fallston Firehouse, 2201 Carrs Mill Rd., Fallston, MD. For info, contact **Joe/June Livingston** at (410)877-7644 or **Hobie Howell** at (410)877-0700.



CLASSIFIEDS

WANTED- Any and all photos of *Fireball Roberts' '62 Pontiac* (black and white and color). Will copy and return! Contact Tim Sickle at (301)249-3830 or see me at a meeting!

FOR SALE- Various automotive books (including out-of-print *Automobile Quarterlies*), and high quality models such as *Pocher, Protar, Tamiya*, etc. Call Tom Barry at (410)876-6643

WANTED- Copy of instructions for Revell of Germany Premium kit #7183 (BMW 850I). Contact Matt Guilfoyle at (410)551-6070.

Anyone having an item for the newsletter, whether it is a Bit, a Piece or even a Classified, it can be included by contacting one of the individuals listed below:

Timothy C. Sickle
15905 Ark Court
Bowie, Maryland 20716
(301)249-3830

Norman F. Veber
317 Roosevelt Ave., S.W.
Glen Burnie, Maryland 21061
(410)768-3648

