



**MARYLAND AUTOMOTIVE
MODELERS ASSOCIATION**

Volume 8, No.4 Dec.1995
by: "GTO"

About 70 (!) people were in attendance at last month's meeting which had as its highlight a seminar by Lyle Willits on making templates for simple graphics and paint schemes. From the look of those crowding around, it was well received-thanks, Lyle! We will hopefully be publishing some sort of schedule on our "Seminar project" '67 Z28 Camaro (isn't that right, Ron?) as soon as it is available.

The raffle raised \$94.00 (as well as \$26.00 from the box). The club would like to thank the raffle donors listed below: *Brad, Ron Hamilton, Mike Hemp, Harry Charon, Lyle, Matt, Gary Sutherlin, Ron Palmer, Dave Wilson, Art Henriques, Jack Wallenfelt, Danny Whiting, Frank Anderson, Mark Wheeler, Mike Tate, Fastrack Hobbies, Chris Whalley, and Replicas & Miniatures Co. of MD.* Special thanks also go out to those as shown below:

Bob Korunow,
Model Car Garage
537 S. Sequoia Suite 309
West Palm Beach, FL 33409



Tim Powers,
Scale Resin Detailers
808 224th Street
Pasadena, MD 21122-1348

John Mauchamer,
Wheels Hobby Shop
45 Waverly Drive, Unit O
Frederick, MD 21701

Tom Walsh,
The ERTL company
P.O. Box 500
Dyersville, IA 52040-0500

Mike Perkins,
RPM Craft House Corporation
328 N. Westwood
Toledo, Ohio 43607

Ed Sexton/Bill Lastovich
Monogram/Revell, Inc.
8601 Waukegan Ave.
Morton Grove, IL 60053-2295



'96 Meeting Schedule

Well guys, word has just come down from the mountain regarding next years' schedule. It is still incomplete at this time, due to the fact that the college needs to finalize a few things before giving us our dates. When we receive the info, you'll be the first, er the second ones to know!

January 20th (Q305/307)	July 20th (K100)
February 17th (K100)	August <u>(TBD)</u>
March 16th (Q305/307)	September <u>(TBD)</u>
April 20th (Q305/307)	October <u>(TBD)</u>
May 19th (K100- <u>Sunday!</u>)	November <u>(TBD)</u>
June 15th (K100)	December 21st (K100)

Sneakin' a Peek!

This column will appear as frequently (or infrequently!) as new releases from the manufacturers. The idea behind it is to give a "thumbnail review" of the releases as they hit the shelves with a detailed review to follow at a later date (hopefully!). We'll see how it goes! (Ed. Note: The kits are listed in no particular order)

- **Ford Aeromax 120** (Revell #7247): Molded in Dk. Blue....300+ pieces!....1/24th scale....(10) rubber tires....separate door panels, dashboard gauge face decal....clear parts bagged!....chrome smooth and brightfront grille molded open...."HOLIKOW" Wisconsin plate.
- **"Batman Forever" Batman figure** (Revell #3300, 1/6th scale): Molded in vinyl!....11 pieces in all....flash present, but easily removable....white metal Batarang....very comprehensive instructions covering cleaning, working with and painting vinyl, and protecting the finished product.
- **'56 Ford Pickup** (Revell #7602): Molded in Red...."Big Window" version w/opening doors and hood....molded woodgrain pickup bed floor....stock or custom seat & door panels (which are reversible)....(4) Goodyear skinnies w/steel wheels and poverty caps....front and rear shocks, separate running boards....272 cubic inch V-8 w/3 decals!....chrome grille w/clear headlights....separate, chrome emblems....beautiful Oregon & Nebraska plates, "I'd rather eat worms than drive a Chevy" bumper sticker!
- **'59 Cadillac Eldorado Seville** (Monogram #2463, 1/25th scale): Molded in Lt. Blue....modified reissue of excellent convertible....molded vinyl roof hardtop....convertible up-top still included....same excellent tires w/separate whitewall inserts....smooth, bright chrome....same tri-carb engine....same foil trim, crests for hubcaps and excellent instructions.
- **Ferrari F50 Barchetta** (Revell #7610): Molded in Red (what else?)....everything bagged!....(4) Pirelli tires-wide and wider....very nice F50 wheels with disc brakes at all 4 corners....decals include gauge face, several prancing horse logos, FERRARI & F50 logos....box top & 1 side feature excellent photos of real thing, model depicted on opposite end.
- **'55 Chevy Bel Air conv.** (Monogram #2462, 1/25th scale): Molded in Coral....clear tree includes windshield, up-top rear window, vent windows, headlights & parking lights....clear red tail lights....Cadillac-style 2-piece wide whitewalls....separate chrome side trim, vent windows, door handles, head, parking & tail light bezels, wipers, windshield frame, Chevrolet scriptsupper grille bar separate....bumper guards on bumpers....continental rear

bumper....chrome dash insert....20+ piece small block V-8....dual exhausts....separate, 2-piece "X" brace convertible chassis support....platform-style interior....fender skirts....convertible up-top & boot....separate sunvisors....vintage '56 Illinois plates, modern "**FLIP TOP**" Illinois plates....instructions include color matrix.


- **'50 Ford Pickup** (Monogram #2457, 1/25th scale): Molded in Lt. Blue....(5) Cadillac-style wide whitewalls....steel rims w/poverty caps....(4) separate chrome hood vents....chrome grille molded open....clear windshield w/single sun visor, rear & side windows, headlights, clear red tail lights....24-piece flathead motor w/decals....platform-style interior....7-piece front, 8-piece rear suspensions....separate windshield wipers, door handles, outside mirror....woodgrain-textured bed floor....(2) vintage plates, "Ned's Auto Salvage" decals....instructions list real truck colors....real truck on box top, model on sides.
- **"Kendall GT-1" funny car** (Revell #7604): Molded in white....more seams than necessary for a new kit....hood & door lines present?!....chrome bright & smooth....chrome zoomie headers?!....clear windshield, side windows, & red tail lights....beautiful decal sheet includes airbrushed lights, rear window, seat belt, just to name a few....real car on box top, model on sides.
- **'72 Chevy Fleetside** (AMT #6691): Molded in Lt. Gray....bright, smooth chrome....chrome grille/bumper w/separate bowtie emblem....custom grille w/driving lights included....stock hubcaps, optional BBS-style wheels mount your choice of (4) Goodyear G70-15's or (4) Uni-directional tires....tub-style interior....tonneau cover....chassis pan w/molded-in dual exhausts....nicely, but lightly engraved emblems & moldings on body....(3) plates-"72FLTSD" KY, "**CHEYN**" Montana (*Hey, Jessee!*), & "**TUF TRK**" PA (all seem a tad small)
- **'96 Explorer Limited** (AMT #8717, Snapfast Plus): Molded in Burgundy....excellent packaging-everything bagged!....chrome "Limited" style wheels....Limited body cladding & running boards present....Goodyear Wrangler AT tires....gray interior....(2) white stripes, (3) plates-"LIMITED" Montana (*Hey, Jessee!*), "**96 LTD**" CO, "**EXPLORER**" OR.
- **'95 Chevy Blazer** (AMT #6651, Snapfast Plus): Molded in Black....5-spoke 4X4 wheels which mount Goodyear Wrangler AT's....Gray interior....nicely engraved chassis....(2) gold stripes, "**CHEVROLET**", "**BLAZER**", "**LT**" logos, "**BLA ZER**" TX plate, and "**CLIMBER**" WV plate decals.
- **Star Trek Voyager U.S.S. Voyager** (Monogram #3604): Molded in Gray....63 pieces....large, clear tree w/decals for markings....complete instructions w/parts identified by name, suggested color....instructions include ship specifications....mounting base included.
- **Star Trek Voyager Maquis ship** (Monogram #3605): Molded in Gray....53 pieces....much smaller clear tree compared to Voyager....same excellent instructions....mounting base also included.
- **#16 "Family Channel" T-Bird** (Monogram #2465): Molded in White (!)....beautiful, new T-Bird body w/roof flaps....rims are finally molded in body color (white)....molded plug wires similar to the Lumina, very nice, new air cleaner, valve covers, and headersnew roll cage and dashboard....new radiator w/electric fan....molded upper & lower engine hoses & oil cooler line....rear spoiler molded to body ala Monte Carlo....passenger's side window, 1/4 windows, and driver's side NACA duct present (roof rail molded to rear window)....roof cam included!....very colorful decals including wheel hub spiders, screened-in grille openings, and driver's seat belt (!)....Good job, Monogram!
- **#75 "Factory Stores" T-Bird** (Monogram #2466): Molded in Blue....see "Family Channel" T-Bird for remainder.

- #94 "Thunderbat" T-Bird (AMT #7194, 1/18th scale diecast): Painted in authentic Thunderbat colors....roof flaps are present....'95 sheetmetal-thanks, AMT!....most markings nicely done screen or tampo printing....smaller sponsor markings on clear adhesive-backed film....hood pins present....358 cubic inch V-8 equipped with a fan, missing radiator hoses.

'55 Chevrolet Bel Air Convertible

(Monogram #2462; 1/25th scale; one version; 137 pieces; Coral, Dark Metallic Gray, clear, clear red, chrome, vinyl tires/whitewall inserts)

This is the fourth in a series of Skill level 3 kits to be introduced by Monogram and this may just be the best one yet. The overall quality, accuracy, and engraved detail rivals any kit that I have seen produced by the Japanese styrene wizards.



Engine: I believe that this 28-piece affair assembles into the most accurate, detailed small block engine ever found in a model kit (and I *do* have a *few* Chevy kits!). The level of engraved detail on

each engine part is very impressive. Some highlights are: a two-piece oil filter with bracket, a separate generator with bracket, and a manufacturers plate in silver and red on the decal sheet, incredible engraving on the block and transmission, accurately detailed motor mounts (!) instead of plastic stalks, power steering pump, separate fuel pump, etc, etc. The Rochester four barrel carb is so intricately detailed, it is almost sinful to cover it with the two-piece air cleaner. The air cleaner, however, is questionable. The bottom "drum" portion is accurate but the top lid is a round, flattened, ribbed piece with a snorkel. This appears to be an accurate assembly for a '57 283 with Power-Pak but I cannot find any reference to this item on a stock '55. The domed air cleaner found in AMT's '55 Cameo truck kit is correct and this kit should have the same piece. I won't swear that this Monogram air cleaner is wrong, but I can't prove that it is right either.

Chassis: My original '55 Chevy dealer brochure shows a picture of the bottom of the car (!), and the chassis in the kit is dead-on accurate. Again, the engraved detail is fantastic. The front suspension consists of 5 pieces in typical Monogram simplified style, but is very accurate in appearance. A separate, detailed steering box mounts to the chassis. Separate dual exhausts with engraved mounting brackets and integral factory-optional exhaust tips are provided. The exhaust tips should be covered with chrome foil (*Dirk- I didn't say BareMetal!*). The "X" crossmember, unique to the convertible chassis, are separate pieces. The drive shaft, rear axle housing, springs, and shocks are incredibly detailed right down to the engraved brake line clips on the axle housing. The now familiar tires with whitewall inserts are mounted on beautiful stock wheel covers and simple backing plates.

Interior: The fourteen pieces provided to assemble the interior are the most accurate I have ever seen in a model kit. The engraved detail is perfect. The three-piece dash includes a separate, chromed insert with incredible detail. The separate door panels are detailed down to the screw heads on the air vents in the kick panels and open ash trays in the rear arm rests. The two-piece front bench seat is molded with the correct open space between the seat backs and has an engraved seat adjustment lever. A steering column with shifter and turn signal stalk, a detailed steering wheel, separate sun visors, mirror, brake pedal, and a factory-optional, chromed tissue dispenser complete the interior. Just so people like A.H. McPain can

complain about something, Monogram molded the speedometer needle on 30 MPH rather than 0 MPH. (I'll be photo-reducing the gauge face from a Year One catalog, anyway)

Body: The superb engraved one piece body with separate hood receives **51 more pieces (!)** to complete it including several detailed underhood items. Each light lens fits into a separate chrome bezel. Separate vent windows, side chrome spears, windshield frame, fender skirts (test fit these and sand as necessary for a perfect fit), three-piece continental kit, bumpers with integral bumper guards and grille guards, and the list goes on and on. There are a couple of quirks here, however. Although the body is beautifully engraved, there are rather severe mold lines around the headlight areas, along the rear fenders, and straight across the trunk lid. On a kit of such high quality, these major mold lines are quite a surprise and will require more than a light sanding to remove them. The aforementioned Continental kit is really cool but it is a mandatory item, as no provision was made for "regular" bumpers. Many modelers will no doubt wish to replicate the Indy Pace car, and to do so, they will have to use the "standard" front and rear bumpers from an AMT '55 Chevy sedan kit (they fit perfectly on the Monogram body if the brackets on the chassis are filed down slightly).

Decals: Two sets of license plates: standard '55 Illinois plates and modern "FLIP TOP" Illinois plates. Also included are the air cleaner emblem, oil filter decal, generator plate, and a Classic Chevy Club window decal. A neat little item also is the "cover" for the convertible top operator's manual.

Instruction booklet: Very thorough instruction sheet which identifies each item by name and includes a factory color matrix for interior and exterior color combinations. One obvious "typo" calls for Gypsy Beige rather than the correct Gypsy *Red*.

In recent years, Revell-Monogram has produced some excellent, all-new model car kits. I believe that this '55 Chevy kit is their best effort yet (*Tell us what ya really think, Lyle!*).

Suddenly, I need more room on my shelves. Now, where can I move all these Camaro kits to? Review sample provided by Monogram, Inc.

by: Lyle Willits

Model Car Garage Photoetch Scripts (a.k.a. "Korunow's Korner")

In this column, we are goin' to take a look at some new photoetch items soon to be available from Bob Korunow, a.k.a. Model Car Garage. In order, they are *MCG-2026, '50 Chevy pickup set, MCG-2032, AMT '67 Mustang set, and MCG-2033, Revell '69 Dodge Dart set*. These sets are all on sprues, as opposed to rubber backing, and are relief-etched in 0.0006 nickel silver. Bob is quick to credit *Rik Hoving* for creating the artwork for these gems.

The *'50 Chevy set* contains such items as gas, clutch, brake, and dimmer switch pedals, large "CHEVROLET" logo on the hood, "CHEVROLET" and "3100" scripts for the hood sides, and bowtie step plates. Also included are a radiator cap, radio face, and inside rear view mirror frame. The pedals, step plates, radiator cap, and radio face are double-etched. This set retails for only **\$5.99**.

The next one is the *'67 Mustang*, and is quite a bit larger. It includes items such as the front grille, side view mirrors, steering wheel spokes and center, side scoops (with separate fins!), tail light bezels, gas cap, "MUSTANG" scripts for hood, trunk, lower fenders and glove box (!), front fender galloping horse scripts (2 pieces each), and even the galloping horse for the front grille. Also included are other miscellaneous things such as a radiator cap, radio knobs, door lock cylinders,

4-piece inside rear view mirror, (2) keychains (w/keys), and wire looms. The set is so comprehensive that Bob thoughtfully includes a diagram identifying the parts. Bob also included a note about Replicas & Miniatures Mustang GT accurizing/detail sets. This set sells for **\$13.99**.

We have saved the best for last—the ‘69 *Dodge Dart*. This kit is nothing short of ***incredible!*** This set includes an 8-piece fan, pedals, “Tuff” steering wheel spokes, a 4-piece front grille (upper and lower center sections, and end caps) with the center 2 pieces open, a console inlay w/legible “P R N D 2 1” shift quadrant, both GT and GTS scripts, not to mention hood bulge inserts to allow you to build a **340, 383, or 440 Dart!** Also in this set are other assorted items such as a radiator cap, the right fender Pentastar emblem, Dart emblem (for vinyl roof cars), door lock cylinders, wire looms, 4-piece inside rear view mirror, (2) keychains w/keys, battery terminal hardware, wing nuts and bolt heads! As if this wasn’t enough, there is also a ***dash gauge face*** and ***tach face*** (for the console) printed on clear acetate to further enhance your Dart! Like the Mustang, this one also has a diagram identifying the parts. There is also a reference to an open, ***resin-cast grille*** available from ***Replicas & Miniatures Co. of MD*** which was mastered by ***Larry Boothe***. This item is unplated, so the builder will need to attend to that. The Dart set retails for only **\$14.99**, while the Dart grille from R & MCM will set you back only **\$3.95**.

Bob’s kits should turn these kits into killers! Any of these sets are highly recommended, in fact, better get yours quick before they disappear! Bob can be reached at **Model Car Garage, 537 S. Sequoia Suite 309 West Palm Beach, FL 33409.**

Resin Rantings

Well gang, hang onto your seats. This month, we are going to take a look at a ***multi-media kit***. What is that, some of you ask? A kit made up of several different materials. In this case, resin, along with a combination of white metal and photoetch pieces.

The kit in question is the 1/43rd scale ‘67 *Penske/Donahue Trans Am Camaro* by **Cutting Edge Technology, #7002**. I know, no one wants to hear about 1/43rd scale kits! But, this one is soooo fine, you’re gonna hear about it anyway!

If you have for one reason or another avoided 43rd scale kits because of subject matter or overpricing, the time has come to take another look. If you’re not a Chevy fan, then the soon-to-be-released ***Follmer Trans Am*** Mustang may tempt you. This is an extremely well conceived and executed kit. The resin is smooth and crisp with no apparent defects. The photoetch is superb and the tire and wheel assemblies are an absolute hoot! Les Osborn is to be commended for an outstanding offering.

If you can’t tell yet, I’m gonna recommend this kit without reservation. Now, if I can just get off my can and build this little beauty, I’ll show you what you have been missing! Review sample provided by me with my own hard-earned money. Oh, the price? Only **\$49.95**.

by: Matt Guilfoyle

BITS & PIECES

- **Thanks, Ron!** It should be noted here that the club’s model connection, ***Ron Bradley***, (***and*** his lovely wife!) a.k.a. ***Bradley’s Model Car Collectibles***, is probably responsible for collectively saving club members a few grand on model kits, not to mention that he will set ‘em aside for you, etc. We all owe Ron a small debt of gratitude, and I hope he keeps it up!
- **Tots thanks!** To everyone who dropped a toy off last month in the ***Toys for Tots drive***, we thank you. For those of you who didn’t, shame on you! I know

several of us are guilty of not bringing something, but we will rectify that by dropping something off in a local collection box, and I hope everyone does the same. I had hoped for a better turnout of goodies, taking into account the 70+ people at the meeting last month. *Also, thanks to Norm & Mary Veber for delivering the load to the dropoff point!*

- **Poncho Power!** Lingenfelter Performance entered a specially-prepared '95 T/A in the 12th Annual Bridgestone/Car & Driver One Lap of America competition. By the end of the 7-day, 4,100-mile event, the suspension was so well dialed-in that they were in *second place overall (!)*, and were beating the first place car in the race track competition. What was the first place car? A *twin-turbo, all-wheel-drive Porsche Carrera!* The T/A had the new ram air hood, a 4-point roll cage, a 440-hp Lingenfelter LT-1 engine as well as his new brake package, a heavy duty, all-aluminum radiator, an oil-to-water heat exchanger, oil temp gauge, a Centerforce dual-friction clutch, & a custom-built, large-diameter, internally-balanced driveshaft. *They Build Excitement!*
- **Object de Art! Pontiacs**, of course! (6) Pontiac dealer posters are available from *Dennis Donahue*. The posters are 12 1/2" x 21 1/2" and are printed on 100# gloss text. They include a *yellow '65 2+2 421, a black '66 GTO post, a red '67 GTO hardtop, a white '68 Firebird, a burgundy '69 Ram Air III GTO, and a white '70 Ram Air IV Judge*. They are \$15 each, or all 6 for only \$40 (shipping included). Contact him at *1404 Ben Franklin court Marietta, GA 30062* (tell 'im that "Mr. Pontiac" sent ya!). Thanks to the latest issue of Pontiac Enthusiast for this one!
- **MAMA 'framed'!** Yup, it's true. Our own *Dirk Johnson* (a.k.a. *Detail Master*) had available at last month's meeting a set of *MAMA personalized plates- MAMAS (front) & BOYZ (rear)* which were available to club members cheap. Thanks, Dirk! Keep fannin' the flames!
- **More Discounts!** Heard from a representative of Annapolis Hobbycrafters the other day and the owner, *Gary Umberger*, will offer club members a 10% discount upon proof of MAMA membership. So next time ya go in there, tell 'im MAMA sent ya!
- **Street Freaks!** The latest Blueprinter exclusive will be the *1966 Ford Mustang altered wheelbase car*. It features a 427 cubic inch injected V-8 for power. You can only get one if you subscribe to the Blueprinter. But I'm sure if you ask around that you will find a subscriber in the club who would order one for you!
- **Theme month!** At last month's meeting, those in attendance voted on the kit to be used for our upcoming theme month. And surprise, surprise, it was none other than *Monogram's '50 Ford pickup!* So, get yours and build it for our theme month (**June**).
- **Rumor Mill!** Word is that we may see a *'46-'48 Chevy* from, of all people, the *Galaxy trailer folks!* I know Lyle is anxiously waitin' for that one!
- **MAMA Online!** Last month it was brought up about the club going *online* on the *Internet*. Well, by now, that may be a reality. Our own *Frank Anderson* is handling the input for us. So, check it out and let me know what you think! Maybe now we can get hold of Dave & Karen Roehrl, well-known 'Net' surfers!
- **New Hobby Shop! Timonium Hobbies, Inc.** run by *Phil DeGele* (ya might even see *Mike Hemp* hangin' out there!) had its grand opening on Friday, Dec. 1st. His hours are Tuesday thru Saturday 10-6 (closed Mondays), and Sunday 11-5 (Holiday hours). They are located at *2189 Greenspring Drive Timonium, MD 21093*. And by the way, they do mail order too!
- **Street Cars of Desire** is another full size car club which yours truly just found out about in early December at their *6th Annual car show* at the fairgrounds in

Timonium, MD. They appear to take in a little of everything, from 50's to street rods. And their show includes a *model car contest!* Watch the Coming Events section for the '96 show dates, and maybe we can help 'em spruce up their contest next year!

- **Suncoast Thanks.** Just receive a nice *Thank Yew!* from the *Suncoast model car club* for our support of their contest. Jus' glad we could help out, guys!
- **Pace Cars!** A reminder to the club-Fred Cady has several *decal sets* for *pace cars* which are still active, even though they may not be listed in his catalog. With recent kit offerings, these decals should become popular again.

COMING EVENTS

- *Jan 19th thru 21st-DC World of Wheels* at the Convention Center (I believe!).
- *Jan 27th- Modelfest Groundhogcon* plastic modeler's flea market from 10 A.M. to 3 P.M. at the Holiday Inn on Route 1 at exit 25A, in College Park, MD. Admission \$3.00. For more info, call or write **Jeff Garrity at 204 Hanthorn Street, Mays Landing, NJ 08330 (609)625-1454.**

CLASSIFIEDS

WANTED- Any and all photos of *Fireball Roberts' '62 Pontiac* (black and white and color). Will copy and return! Contact Tim Sickle at (301)249-3830 or see me at a meeting!

FOR SALE- Various automotive books (including out-of-print *Automobile Quarterlies*), and high quality models such as *Pocher, Protar, Tamiya*, etc. Call Tom Barry at (410)876-6643

WANTED- Copy of instructions for *Revell of Germany Premium kit #7183 (BMW 850I)*. Contact Matt Guilfoyle at (410)551-6070.

FOR SALE-Thinning collection (not quitting), list available. Contact Harold Bradford at (301)604-8591 or see him at a meeting!

Anyone having an item for the newsletter, whether it is a Bit, a Piece or even a Classified, it can be included by contacting one of the individuals listed below:

Timothy C. Sickle
15905 Ark Court
Bowie, Maryland 20716
(301)249-3830

Norman F. Veber
317 Roosevelt Ave., S.W.
Glen Burnie, Maryland 21061
(410)768-3648

By Jeff Millar & Bill Hinds

TANK McNAMARA

by Jeff Millar & Bill Hinds

