



MARYLAND AUTOMOTIVE MODELERS ASSOCIATION

Volume 8, No.5 Jan.1996

by: "GTO"


Over 70 people were in attendance at last month's meeting which had as its highlight a seminar on hinging by former club President-cum cheap seat warmer *Larry Boothe*. Good job, Larry! But, more importantly, last month was our annual *Christmas banquet*. I think we may have set some sort of record. Within about 15-20 minutes, several eight foot tables full of items such as lunch meat, meatballs, rolls, coleslaw, potato salad, not to mention cookies, and various other desserts, including our MAMA cake as donated by *Mike Hemp* disappeared! Never saw anything like it! Hope everyone enjoyed it and thanks to all who contributed-you know who you are. And by the way, hope everyone got that special item from the guy in the red suit!!

The raffle raised \$116.00 (as well as \$29.00 from the box). We also received another anonymous donation of \$40.00 for food. Thanks again, *Mr. Anonymous!* He's turning out to be a really good member! The club would like to thank the raffle donors listed below: *Brad, Mike Hemp, Ron Palmer, Frank Anderson, Mike Tate, Fastrack Hobbies, George Johnson Jr., Tom Barry of Barry's Books, and Replicas & Miniatures Co. of MD.* Special thanks also go out to those as shown below:

Bob Korunow,
Model Car Garage
537 S. Sequoia Suite 309
West Palm Beach, FL 33409

Tim Powers,
Scale Resin Detailers
808 224th Street
Pasadena, MD 21122-1348

City Wide Hobbies
7710 Harford Road
Baltimore, MD 21234






John Mauchamer,
Wheels hobby Shop
45 Waverly Drive, Unit O
Frederick, MD 21701

Tom Walsh,
The ERTL Company
P.O. Box 500
Dyersville, IA 52040-0500

Mike Perkins,
RPM Craft House Corp.
328 N. Westwood
Toledo, OH 43607

Ed Sexton/Bill Lastovich
Monogram/Revell, Inc.
8601 Waukegan Ave.
Morton Grove, IL 60053-2295



'96 Meeting Schedule

Well guys, word has just come down from the mountain regarding next years' schedule. It is still incomplete at this time, due to the fact that the college needs to finalize a few things before giving us our dates. When we receive the info, you'll be the first, er the second ones to know!

January 20th (Q305/307)

February 17th (K100)

March 16th (Q305/307)

April 20th (Q305/307)

May 19th (K100-Sunday!)

June 15th (K100)

July 20th (K100)

August **(TBD)**

September **(TBD)**

October **(TBD)**

November **(TBD)**



December 21st (K100)

P.S. In the event of significant snowfall, The Catonsville Community College "Snowline" number is (410)455-4567. That way, you "diehard" members with four wheel drive vehicles can verify that the meeting has not been cancelled before you get there and find nobody else was able to get thru a foot of snow!

Sneakin' a Peek!

This column will appear as frequently (or infrequently!) as new releases from the manufacturers. The idea behind it is to give a "thumbnail review" of the releases as they hit the shelves with a detailed review to follow at a later date (hopefully!). We'll see how it goes! (Ed. Note: The kits are listed in no particular order)

- '96 Firebird Trans Am (AMT #7209, 1/18th diecast): Finished in Cayenne Red Metallic with T-topsopening doors and hood....'96 TA" NY plate....non-Ram Air car....chrome 5-spoke wheels on GS-C's....gray interior....dash face decal....6-speed trans....box incorrectly refers to 275 hp. V-8.
- '55 Chevy Hardtop (AMT #7254, 1/18th diecast): Finished in Harvest Gold over India Ivory...full hubcaps and wide whitewalls....interior two-toned to match exterior...."HARDTOP" KY plates....clear parking, head and tail lights....265 cubic inch V-8 w/black "Chevrolet" script on valve covers.
- '96 Corvette Collector's Edition convt (AMT #8765, Snapfast plus): Molded in Sebring Silver....minor flash to remove....5-spoke wheels mounting big and bigger GS-C's....Collector's Edition decal emblems for front fenders, "SEBRING" MT, "LT4 PWR" MN plates....still has black clear plastic parking and turn signal lights.
- '96 Firebird Trans Am (AMT #7208, 1/18th diecast): Finished in Cyclamen Metallic with T-tops...."COOL TA" MI plate....see Cayenne Red Metallic '96 T/A above for remainder.
- '55 Chevy Hardtop (AMT #8110, 1/18th diecast): Finished in Gypsy Red over India Ivory....see Harvest Gold/India Ivory '55 Chevy for remainder.
- #94 "McDonals's" T-Bird (AMT #7220, 1/18th diecast): Finished in Red...'95 sheet-metal....roof flaps present....most markings appear to be nicely done screen or tampo printing, remaining smaller markings on adhesive-backed clear vinyl....no trademark markings on #94 numerals (unlike 1/25th scale plastic version of this kit)....Goodyear Eagle #1 tires....358 cubic inch V-8 w/fan (rather than electric fan).



Resin Rantings



This month's column will take a look at a *Transkit*. That is, a resin conversion which requires a "donor kit" to complete it. The kit in question is the *1954 Corvette "Waldorf" Nomad* by Classic Reproductions.

The kit consists of a one-piece body with the hood molded in, full chassis, interior platform and panels, seats, vacuformed glass, and clear acetate for the flat windows. The donor kit in this case is the AMT 53 Corvette. Since this particular show car had a small block V-8, the AMT 55 Chevy engine is suggested.

This is a very complete kit. It is cleanly molded with no flash or pinholes. The window frames are very delicate. It appears to me that the hood is scribed incorrectly as to the length (fore and aft), but I can find no photos to support this assertion. It may be this way because of the 6-cylinder length versus the V-8.

I highly recommend this kit, but please be aware of a possible (major) inaccuracy. This kit is obviously based on a Corvette chassis, although the instructions state that the wheelbase has been increased from 102" to 115". The problem arises from the fact that all of the information I can recall seeing, along with numerous conversations with others, indicate the actual show car was based upon a full size Chevrolet chassis and was physically much larger in most dimensions than the Corvette. This is possibly a glaring problem for some modelers, but this issue does not detract from the fine quality of this offering. Review sample provided by me with my own hard-earned money. Oh, the price? Only \$39.00.

by:Matt Guilfoyle



"STP" Lotus Turbine Indy Car

(MPC #6025 via AMT's "Buyer's Choice" Program; 1/25th scale; one version; light gray, chrome, clear, vinyl tires)

This is another great "*Blast from the Past*". MPC originally issued three kits in this series, starting in early 1969. The other two are the *Dan Gurney/Denny Hulme Olsonite Eagle* and the *Bobby Unser Rislone Special*. All these cars ran in the '68 Indy 500. The Rislone Special was on the pole and won the race. There were three of the Lotus Turbine cars, known as the Lotus 56, in the race. However, MPC, and now ERTL, provide decals for only the #70 car. Should you desire to build the remaining cars, *Fred Cady Decals* has a set for just this purpose. Write him at *P.O. Box 576, Mt. Prospect, IL 60056*.

Besides telling you about this kit, a comparison with the original issue is in order, as there are a few differences. The first time out, this kit was cast in red plastic. This reissue is in gray plastic and as such, should be easier to paint. Otherwise, all the parts are the same as the original. Other differences show up in the box art, instructions, and decals.

The *nine-piece turbine engine*, which represents a *Pratt & Whitney ST6B-70*, is on the simple side and mostly plated. Strip these parts and use several shades of Metalizer to do it justice. There are two clear parts for the turbine. I believe these represent a piece of louvered sheet metal that protected part of the turbine, and therefore, should be painted aluminum. This car has four wheel drive, and the kit provides a two-piece transfer case, drive shafts and axle housings. Disc brake rotors with calipers attach to the ends of the drive shafts, kind of like a semi-inboard brake setup. Then, short half-shafts connect from there to the spindles at each wheel.

Lotus had a neat looking 4-spoke wheel that was utilized on their Indy and Formula One cars in the 60's. These are represented nicely in the kit. The center was black, with only the rim being bare machined metal. You may want to strip the chrome from these parts as well, and metalize them. The tires are one glaring error in this kit, and will be hard to rectify. The original kit and this reissue both provide a heavily treaded Goodyear tire. The car actually ran Firestones, which had a more subtle tread. Despite this, the model still comes with Firestone decals! If this is not enough, the tires are pretty much unusable due to a depression in the sidewall, caused by the molding process. Both issues suffer from this problem. If you will excuse a little self-promotion, very shortly, *Replicas & Miniatures Company of Maryland* will make available a correct Firestone tire for this car. A set of four will be \$5.95. Write them at *317 Roosevelt Ave SW, Glen Burnie, MD 21061*.

Other parts of this kit appear to be quite accurate. The *monocoque body* consists of a lower body panel and an interior tub. The two upper body panels will lift off to display the cars internals. The cockpit consists of a seat, steering wheel, instrument panel and pedals. Ahead of the front suspension is a battery rack and some frame supports. I have seen this model built up, and although the kit seems to be a little on the simple side, it is quite convincing when completed. Of course, with some research, you can add as much detail as you like. If you are interested, *Model Racing Replica News* had an article on this car in *issue number 10*. Write them at *1077 Bennett Way, San Jose, CA 95125*, for price and availability. The article contains several pictures of the car, uncovered. Also included are drawings showing decal placement for all three cars as they ran in the 500.

The reissued box is very close to the original, but does have a few changes. The tops are identical. It is the sides where the changes occurred. On the side with the car shown with the upper body panels removed, there was a picture of Colin Chapman where the bar code now resides. Under the picture was the caption, "Colin Chapman....Constructor of the internationally famous Lotus race cars". Also missing from the bottom of the new box is a line reading, "Exclusive © 1968 Grand Prix Model Corp. & Litho. in U.S.A.". Although I no longer have the box ends from the original kit, I believe the only difference would be the kit number.

Moving to the *instructions*, we find more subtle differences. Page one now has a line reading, "Reproduction of original instruction sheet", and under the photo of the car "Stock No. 6025". The most obvious omission are the photos of the various assemblies. One was next to the engine diagram. Then on page two were photos of the completed front suspension with one tire on and one off and the completed rear suspension. Page three is missing a photo of the completed tub, again with tires on one side only. The new instructions have some fine print on page three: "Printed in USA" and "Form No. 099-6025". Page four is missing a curious line: "Official Firestone Tires". "Scrape plating from areas to be cemented" moved from the bottom of the page to under the line "Final Assembly". And finally, the MPC address under the logo changes to the ERTL address.


This kit had an interesting accessory, a little *tractor* similar to a riding lawnmower, except for the push board on the front end. It consisted of 34 pieces, 15 of which were plated. I believe it represented a brand called "*Wheel Horse*", no doubt available in the 60's. Of course, it is still available in the reissue, and is quite detailed. *Scale Equipment LTD, P.O. Box 20715, Bradenton, FL 34203*, sells a *lawnmower deck* for this little guy, should you be looking for some way of converting it. Just for the record, the Rislone Special kit had the same accessory.

Decals in the reissue are much improved over the original. Although almost exactly the same, ERTL must have done new art work. The new ones are sharper and easier to read. I say "almost exactly" because one decal was changed, but very slightly. It took a magnifier to actually see the difference. Look at decal #11 and #12. The one with a red ring and white center. ERTL put "1995" at the top of the white center. MPC has "USAC" on their version. ERTL has also numbered the decals, although there is no reference to them in the instructions. Another addition is "6025-9530 STP TURBINE". Another minor error carried over by ERTL concerns one of the large STP logos. One of the three goes on the rear panel of the car and should actually fit inside of the indented hatch. Cady's decal set corrects this problem.

This is a great little model. Everything fits with minimal trimming. The original kit is nearly impossible to find, and if you do find an *unbuilt kit*, expect to pay *about \$100*. If you like older Indy cars, by all means get this kit while it is still available. In fact, get three and some of Cady's decals so you can build all three '68 Indy 500 cars. Use the MRRN article to capture the differences between the three.

I want to thank ERTL for reissuing this kit in their "Buyer's Choice" Program. This way, many of today's modelers have the chance to build a '60's kit that stacks up very well against today's "state of the art" kits.

MAMA's BoyZ wish to thank ERTL for their continued support by donating kits such as this one to our monthly raffle.



by: Norman F. Veber

1995 Ford Explorer Limited

[AMT #8968; 1/25th scale; 107 parts; gray, chrome (bagged!), clear (no bag, minor scuffs), vinyl tires, decal sheet]

This kit replicates a four wheel drive 4-door Explorer. Despite this being the year of the V-8 Explorer, this kit has the 4.0 liter fuel-injected V-6. Since the Explorer is in the top 10 in sales, this kit should do well. The kit has basically no flash and well-hidden minor ejection marks. The chrome tree is clean and well plated. In general, a NICE kit!

The *engine*, consisting of 27 pieces, represents the 160 hp. 4.0 liter V-6. No optional custom or performance parts are provided, but nice separate pieces such as upper AND lower radiator hoses, oil filler tube, starter, alternator, power steering reservoir, and transfer case will provide a nice looking engine.

The *chassis* consists of 15 pieces. Highlights include: four wheel drive front suspension with disc brakes (posable front wheels would be an interesting how-to), 2-piece rear differential/springs/driveshaft and 3 rear shocks (no rear brakes), 1-piece exhaust system (Y-pipe is part of the engine assembly), and the spare tire which is a BALD Goodyear which is molded to the frame.

Wheels and tires are 16 pieces. They represent a cast aluminum wheel (no optional wheels) which mount onto Goodyear Wrangler A/T 225/75R16 tires with a nice tread pattern.

The *interior* is made up of 15 pieces. The front seats are buckets separated by a center console, while the rear is a bench seat. The interior "bucket" is 4 separate pieces-floor, firewall, and left and right interior side panels. As you would expect, the side panels have nice, deep, crisp detail. The firewall has heater motor, power booster, and windshield wiper motor molded on. The dash has the pedals (gas, brake, and parking) molded to the bottom, and exhibits shallow detail. A clear gauge lens is provided. I would have preferred a decal. Nicely done overall.


The remaining 25 (plus 9 optional) pieces are body-related. With the exception of the "Limited" (?) script on the body trim area, detail is nice but the other readable scripts are shallow (for me, easy to sand off, the replicator must be careful when painting). The body has no dimples and is straight. The only options in this kit are a choice to use body flares or optional plated grille and front bumper (The day before I wrote this, I saw a '96 on the street with a chrome grille). Front and rear lights are clear and the window area to be painted flat black is clearly (frosted, actually) indicated. Is there really a Ford oval under the hood of the 1:1 Explorer? The fog lights on the front bumper are chrome rather than the clear I expected.

The *decal sheet* has three license plates: "LIMITED" (Montana), "96 LTD" (Colorado), and "EXPLORER" (Oregon). Also included is a side stripe (big and little) for each side (no mention in the instructions, however). I personally would have liked a gauge cluster decal and some underhood decals instead.


The *instruction sheet* continues to be an AMT/ERTL highlight. ALL parts are named, numbered, and paint instructions offered. Included is a "Color Availability" table of interior/exterior color combinations. Dash detail painting instructions are very clear. Flow of instruction is by

assembly order and sections. Each step per assembly is easy to understand. Some steps have their own unique notes/tips to aid in building/painting. As usual, a section highlights the Explorer's features provides general building tips, along with the address and phone number should help be needed.

Overall, I expect the kit will build up into a very nice replica of the Explorer with no obvious tricky building areas. I wonder how mine would look as a *slammed, 2-door sedan delivery?!*




by: Gary Sutherlin



BITS & PIECES

- **Commemorative plates!** None other than *Bob "Model Car Garage" Korunow* is busily preparing a *special photoetched license plate frame and color plate* in honor of our annual NNL due in part to the good time we showed him at last year's event! Bob tells me that these will be presented to all entrants to our show. But the really neat thing about this deal is that Bob will do this *every year from here on out!!* Way cool, and thanks, Bob!
- **More Show News!** Word reaches me that the *Model Car Museum* will have a display at our upcoming NNL show! It will be sent out and the club will return it upon the show's conclusion. And while on the subject of the Museum, I'm told that in their latest 2-page newsletter that *MAMA's BoyZ* are mentioned no less than *seven times!* Thanks, guys!
- **Holiday Kudos!** MAMA Vice Prez *Dave Hebler* and his lovely wife *Cindy* were recently presented with "**Best Overall Display**" by the Woodcroft Community Association for their house which was decorated for Christmas with, get this, over *11,000 lights!!* The picture printed in the *Baltimore Sun* definitely didn't do it justice, Dave and Cindy!
- **"Planes, Trains, Automobiles.....and Food!"** Just heard about a new restaurant in Bethesda by the name of *Clyde's*. What makes it so special? Its theme is *Transportation of the 20's, 30's, and 40's*. Word is that one dining room is done up as the *Orient Express*, while several autos such as a *Jag XK SS*, a *Morgan*, and a *Mercedes 540K kiddie car* are on display throughout!
- **"Little Juice Coupe?!"** According to the Jan. 5th *Washington Post*, GM will be releasing an *electric vehicle* known as the *EVI* through Saturn dealers in Los Angeles, San Diego, Tuscon, and Phoenix this fall. It will be a front wheel drive, 2-seat sports coupe powered by lead-acid batteries that can go up to 60 miles between charges and has a top speed of 80 MPH. Bottom line-price? *\$35,000.000 dollars!!* Guess they'll sell a bunch 'a these! By the way, according to the article, they quickly lose power when the temp drops below freezing. So, I guess it would have been one big snowdrift during our recent blizzard!
- **"Slamdunk Nissan?!"** A group led by basketball star *Michael Jordan* has purchased the old *Ritchie Nissan* dealership in Glen Burnie. The group plans to spend about \$1.5 mil to put up a new building complete with baskets, bleachers, scoreboard, and video wall. *Guess if you can beat 'ol M.J. in a little one-on-one, maybe you could get an even better deal, eh?* Thanks to the Dec. 14th edition of the *Prince George's Journal* for this one!
- **MAMA "Golden Flash Award" Recipient!** *Wayne Hintz*, newsletter editor for the *Auto Modelers Group* of Wisconsin has presented us with the "**What's Mine is Yours award**" for sharing the club's collection of *clip art*. Wayne also mentions our normal good-natured acceptance of the usual inter-club banter as no big deal, and goes on to say that as long as clubs like ours exist, modeling will continue to be fun! *We humbly accept the award, and thanks, Wayne!*

- Fireball Thanks! Got a nice response from *John Kester* of the *PA* club. He sent me an article on *Fireball Roberts* clipped from a magazine for my project. *Thanks, John!*
- More Club meetings! Mark Wheeler's club, "Our Model is Christ" has their 1996 meeting schedule finalized. They meet on the *second Sunday* of the month from 2-5 P.M. The dates are: Jan. 14th, Feb. 11th, Mar. 10th, Apr. 14th, May 12th, June 9th, July 14th, Aug. 11th, Sept. 8th, Oct. 13th, Nov. 10th, and Dec. 8th.
- Kudos! Our own *Prez Lyle Willits* has a photo of his '36 *Ford Phaeton* in the February '96 issue of Street Rodder in the "Modelers Corner" column. Congrats, guy!
- More SSPs! The guys at Monogram/Revell are at it again! From Monogram we will be getting an *Indy Racer*, *Chaparral 2D coupe*, a *Ford Street 'T' Roadster*, the "*Groovy Grader*", the "*U.F.O.*" from the "*Invaders*", and a *OA-4M Skyhawk*. From Revell, a '57 *Cadillac Eldorado Brougham (1/25th)*, a '56 *Ford Sunliner (1/32nd)*, '29 *Ford "HOT ROD" pick-up*, *BRE Datsun 510*, *Honest John missile w/mobile carrier*, and a *Sport Fishing Boat (1/55th scale)*.
- SSP Rumor! Rumor is that there are quite a few kits from the previous SSP releases sitting in a warehouse somewhere, and that the *Spring release* could be the *last in the program!* Maybe because the prices were getting outta control? I hope its not true, 'cause its nice to have some of these older kits available at something other than collector prices!
- "Larry, can I borrow your truck"?! A *homeless, suicidal man in a stolen Pepsi truck* (does anybody come immediately to mind?) led police on a 100-mile, 2-state chase recently. Before surrendering peacefully at a rest stop, he was promised two egg sandwiches. *That new diet not working out so good, Larry?!*



COMING EVENTS

- *Jan 19th thru 21st-DC World of Wheels* at the Convention Center in *Chantilly, VA (!)*
- *Jan 27th- Modelfest Groundhogcon* plastic modeler's flea market from 10 A.M. to 3 P.M. at the Holiday Inn on Route 1 at exit 25A, in College Park, MD. Admission \$3.00. For more info, call or write *Jeff Garrity* at 204 Hanthorn Street, Mays Landing, NJ 08330 (609)625-1454.
- *Mar 2nd- The Birmingham Classic NNL Model Car Show and Swap Meet* to be held at the Oporto Madrid Armory in Birmingham, AL from 8 A.M.-5 P.M. Theme awards for Best 50's Pickup (any Style!), Best Vintage NASCAR (Pre-Winston Cup Era), Best in Show, Most Popular, Best Paint, and Best Detail. *Special guest-Mark Gustavson!* For info, contact *Tommy May* at (205)591-8038, *Dan Morgan* at (205)739-1819, or write to Magic City Modelers at 5408 7th Court south Birmingham, AL 35212.
- *April 12th thru 14th-17th Annual Hershey in the Spring Flea Market and Car Show.* For info, SASE to HITS P.O. Box 234 Annville, PA 17003-0234.
- *April 18th thru 21st- Spring Carlisle* at the fairgrounds in Carlisle, PA.
- *April 27th- 6th Annual Mid-Atlantic NNL Model Car Show and Swap Meet* to be held at the Ruhl Armory, 1035 York Rd, Towson, MD from 9 A.M.-3 P.M. Theme awards for Best Pickup (any style!), and Best Phantom. Several other class awards will also be handed out. Food on premises, restaurant and lodging nearby, door prizes, and seminars. For vendor info, contact *Norman Veber* at (410)768-3648, and for general info, contact *Matt Guilfoyle* at (410)551-6070.

- *May 10th thru 12th- Carlisle Import-Kit/Replicar Nationals* at the fairgrounds in Carlisle, PA.
- *May 17th thru 19th- HOT ROD Magazine Power Festival* at Norwalk Raceway Park in Norwalk, OH.
- *June 1st & 2nd- 2nd Annual Super Stock Reunion* at Virginia Motorsports Park in Petersburg, VA
- *June 7th thru 9th-Carlisle All-FORD Nationals* at the fairgrounds in Carlisle, PA.
- *June 21st thru 23rd-Carlisle All-Truck Nationals* at the fairgrounds in Carlisle, PA.
- *July 12th thru 14th-Chryslers at Carlisle* at the fairgrounds in Carlisle, PA.
- *July 26th thru 28th-Summer Carlisle* at the fairgrounds in Carlisle, PA.
- *Aug 9th thru 11th-Goodguys Carlisle Rod & Custom Classic* at the fairgrounds in Carlisle, PA.
- *Aug 23rd thru 25th- Corvettes at Carlisle* at the fairgrounds in Carlisle, PA.
- *Aug 23rd thru 25th- HOT ROD Magazine Power Festival* at Atlanta Dragway in Commerce, GA.
- *Oct 3rd thru 6th- Fall Carlisle* at the fairgrounds in Carlisle, PA.

CLASSIFIEDS

WANTED- Any and all photos of *Fireball Roberts' '62 Pontiac* (black and white and color). Will copy and return! Contact Tim Sickle at (301)249-3830 or see me at a meeting!

FOR SALE- Various automotive books (including out-of-print *Automobile Quarterlies*), and high quality models such as *Pocher, Protar, Tamiya*, etc. Call Tom Barry at (410)876-6643

FOR SALE-Thinning collection (not quitting), list available. Contact Harold Bradford at (301)604-8591 or see him at a meeting!

FOR SALE-*1983 Buick Lesabre (1:1 scale!)* 2 door. V-8, full power, dealer-maintained, many new parts, 89,000 miles, *great condition*, \$2,500.00 OBO. Call Charlie Scheerer at (410)661-5140.

FOR SALE- *Original Monogram "Big Deuce" kit*, mint, *box bottom still sealed. \$200.00 + shipping.* Original (mid 70's) Aurora "Super Magna-Traction" '55 Chevy Nomad in chrome-purple, still sealed on display card, \$30.00. Contact John Larkin at (423)239-7070.

Anyone having an item for the newsletter, whether it is a Bit, a Piece or even a Classified, it can be included by contacting one of the individuals listed below:

Timothy C. Sickle
15905 Ark Court
Bowie, Maryland 20716
(301)249-3830

Norman F. Veber
317 Roosevelt Ave., S.W.
Glen Burnie, Maryland 21061
(410)768-3648

