

MARYLAND AUTOMOTIVE MODELERS ASSOCIATION

Volume 9, No.5 January 1997

by: "GTO"

(The Maryland Automotive Modelers Association is a chapter of the IPMS in addition to the AMS)


Over 100 people (!) were in attendance for our December meeting, which featured the usual spread of food. *This is an all-time club record for meeting attendance!* I would like to take this time to thank not only everyone who so thoughtfully shared a delicacy with the club, but also to thank the hobby shops, cottage industries, manufacturers (AMT, Revell-Monogram, and Lindberg), and most of all, our fellow club members for their continued support this past year. At times, it has been difficult (as in finding a new meeting place), but whenever the going got tough, everyone just dug in and worked harder to keep the club going, and that's the really neat thing!

The raffle raised \$128.00 (!) (as well as \$54.00 from the box!). The club would like to thank the raffle donors listed below: *Mike Hemp, Ron Bradley, Bill Kilby, Brad, George Johnson Jr., Dave Toups, Max Wolfthal, Rex Turner, Mike Tate, Joel Chevery, John Kester, Bill Wagaman, Arthur A. Henriques, Chris Whalley, Barry Horner, FasTrack Hobbies, and Replicas & Miniatures Co. Of MD.* Special thanks also go out to those as shown below:

Dave Toups,
Wheels Hobby
45 Waverly Drive, Unit O
Frederick, MD 21701





Bob Korunow,
Model Car Garage
537 S. Sequoia, Suite 309
W. Palm Beach, FL 33409



Tom Walsh,
The ERTL Company
Highways 136 & 20
Dyersville, IA 52040-0500




Ed Sexton/Bill Lastovich,
Monogram/Revell, Inc.
8601 Waukegan Road
Morton Grove, IL 60053-2295




'97 Meeting Schedule

Well guys, word has just come down from the mountain regarding next years' schedule and meeting place. If you have been on another planet or something, we are moving to the **Greenbelt Community center** multipurpose room for the dates listed below due to what I call the 'Greed Factor' of the folks at Catonsville Community College.

January 18th
February 15th
March 15th
April 19th
May 17th
June 21st



July 19th
August 16th
September 20th
October 18th
November 15th
December 20th



From the Baltimore Beltway (RT 695): Take Exit 7, Route 295 (Baltimore-Washington Parkway) south towards Washington approx. 18 miles to Route 193 (Greenbelt Road), and exit. When on the off-ramp, stay to the right and merge right onto Southway (see below).


From the Washington Beltway (RT 495): Take Exit 22 north, towards Baltimore. Stay in the right lane and take the first exit onto Route 193 (Greenbelt Road). When on the off-ramp, bear to the right and take Greenbelt road west, towards College Park. Stay in the right lane and immediately after passing over the Parkway, make a right (at the light) onto Southway (see below).

Once on Southway: Go straight to the second (2nd) STOP sign. Make a left onto Crescent road. Go to STOP sign and make a right into the parking lot behind the Greenbelt Library. Once in parking lot, look to right. The large, white building is the Greenbelt Community Center. Enter building using doors near fenced tot lot. The multi-purpose room is on the second floor. There is an elevator to the left of the entrance.

Sneakin' a Peek!

This column will appear as frequently (or infrequently!) as new releases from the manufacturers. The idea behind it is to give a "thumbnail review" of the releases as they hit the shelves with a detailed review to follow at a later date (hopefully!). We'll see how it goes! (Ed. Note: The kits are listed in no particular order)

- **Dodge Viper GTS Coupe** (AMT #8394; 1/25th scale Snapfast Plus): Molded in Red...Typically excellent packaging...chrome 5-spoke GTS wheels which mount big 'n bigger Michelin rubber...clear headlights, clear red tail lights...twin white stripe decals, "Viper" emblems, "SNKBITE" CO, "97 GTS" NM, "VIP ER" NY plates.
- **'97 Mustang GT** (AMT #8224): Molded in Lt. Gray...modified reissue of '96 GT, but with the corrected 5-spoke wheels (box art rims do not match rims in the box) and body work...powered by correct 4.6-liter, 215hp SOHC V-8...(4) underhood decals, "GT" fender scripts, CHMSL, "PONY GT" IL, "GRAZEN" MI plates.
- **'97 Mustang Cobra** (AMT #8231): Molded in Lt. Gray...28-piece 4.6-liter 305hp DOHC V-8...correct tail light pods mount clear red tail lights (2 pieces per side)...Cobra-specific front bumper, hood, and rear spoiler...(4) underhood decals, snake fender emblems, "SNAKE I" MI, "SLITHER" IL plates.
- **"Raybestos" Ford F-150** (AMT #8242): Molded in Lt. Gray...19-piece 358 cu in engine...tires appear to be the only carry-over item in this kit, and are somewhat flashed...they mount 9-hole open slotted rims...chassis includes brake ducts for the front end, mufflers attached to exhaust system...9-piece quick-change rear end...disc brakes all around...separate brake/clutch reservoirs...'97 Ford F-



150 body appears very slick, smooth, and accurate...all major decals, but builder is tasked with painting yellow to red fogging along truck sides.

Dodge Ram VTS pick-up

(Revell #85-7617; 1/25th scale; 87 pieces; White, chrome, clear, clear red, vinyl tires)

The Dodge Ram pick-up. You either love it, or you hate it. Well, in the case of the *Ram VTS pick-up*, stuffed full of the *monster 400 hp, Viper V-10*, you just gotta love it! Possibly sensing this, Revell planners decided to kit this outrageous vehicle for the modeling public. I'm sure many of us are glad they did!

Body: The cab and body are molded as one piece, with the rear cab wall a separate item. The lower rear edges of the pick-up bed behind the wheels are separate items. The tailgate is a two-piece unit. The mirrors are separate, and include separate chrome faces. A hard tonneau cover for the pick-up bed is provided. The hood includes two hood hinges. The front end is completed by an unchromed grille, and the air dam, which will receive not only clear driving light lenses, but their covers as well! The headlight buckets are chrome, and are covered by clear lenses. There are clear red tail light lenses to bring up the rear. The only real thing missing here is the high-mounted stop light over the pick-up cab's rear window-guess you are on your own with this one! It is a very thin red strip running nearly the width of the window.

Interior: The interior is tub-style, but particularly well done. It includes separate, drop-in door panels, a two-piece seat, two-piece dashboard (along with a clear gauge face cover), a nice fat-rimmed Dodge steering wheel, a separate pedal assembly which mounts to the floorboard, and a two-piece floor shifter.

Engine: The V-10 engine consists of only ten pieces, but looks to be very well done, and accurate. It features a longitudinal seam, with an oil pan to partially mask it. The valve covers and intake are separate pieces, as are the front cover, fan belt assembly, and the headers. Ignore the instructions to paint the majority of this assembly Gloss Black-the article on this brute in Motor Trend shows the engine as being painted much like the Viper's-red intake and all.

Chassis: The chassis is a nice, ladder-type unit, with the gas tank and front inner fenders molded in. Separate upper A-arms, simplified lower front suspension, chrome front disc brakes, two-piece radiator (and upper radiator hose), are a few highlights. The rear suspension is seven pieces in all, with the inner wheels giving the impression of rear drum brakes-a nice touch! Add to this a driveshaft, and a three-piece exhaust system (separate, chrome tips mount onto a one-piece system).

Wheels & Tires: The truck comes equipped with the correct 5-spoke chrome Viper GTS Coupe-style wheels which mount five, yup (5) Goodyear Wrangler RT/S tires. The actual concept truck ran on BF Goodrich Comp T/A HR4 tires. I am unsure if the street version of this truck runs the Goodyears or not. No matter, they look good.

Glass: The glass is frosted on the rear for the black areas. Sunvisors are molded to the windshield. The rear window is a fixed, non-sliding unit. Also included on the clear tree are a dome light, headlight lenses, and parking light lenses and covers.

Decals: Minimal, consisting of all the white striping, 'RAM VTS' insignias for the leading edge of the front doors, an instrument cluster decal, and a 'RAM VTS' license plate.

Instructions: Typically excellent, with all parts identified by name and color suggestion. Extra warnings are present when helpful to clarify an assembly procedure, and they seem to be done in a straightforward manner. They also have a good decal placement guide for all the decals necessary to replicate this particular truck (although, there aren't many!).

I for one am very glad that the gang at Monogram-Revell decided to kit this truck. It made my job easier, because I had intended to kitbash the AMT GTS Coupe with the Ram to build this kit. Now, I can use the AMT Ram for a different project! If I was to nitpick this kit in any way (other than the lack of the high-mounted brake light), it would have to be that there is no provision for replicating the unique pool ball shifter (white ball with a blue stripe running left to right)! Recommended!

by: Tim Sickle

"Raybestos" Ford F-150 Super Truck

(AMT #8242; 1/25th scale; 100+ pieces; Light Gray, clear, vinyl tires)

One of NASCAR's advertising themes, "*Hotter than Asphalt*" would be very appropriate when applied to the Craftsman Truck Series. Many Winston Cup and Busch Grand National teams have some association with a truck team on the circuit. Monogram started the ball rolling with the release of the "Goodwrench", "Diehard", "Total", and "AC Delco" Chevy trucks, and AMT has returned fire with the new Ford F-150. And, contrary to popular belief, this is not a re-tool of the AMT Thunderbird-it appears to be an all-new kit!

Engine: The 358 cubic inch V-8 closely resembles the one in the AMT "QVC" Thunderbird. It appears to have a new oil pan, belt/pulley unit, and new headers sans thermal tape. The unit is pieces in all. There is no chrome in this kit, so the builder can now paint things in their proper colors and shades of Metalizers without having to strip them first. Thanks, AMT!

Chassis/Interior: In a word-incredible! The wheelbase appears marginally longer than one of AMT's latest Winston Cup Thunderbirds (as it should be). The nine-piece front end consists of a tie rod/stabilizer, lower A-arms, springs, spindles, disc brakes, and separate front brake ducts with tire guards. The fourteen-piece rear suspension is a nice looking *Halibrand quick-change unit* along with separate shocks, springs, and torque arm, not to mention disc brakes as well. Other items include a transmission crossmember, driveshaft loop, driveshaft, a two-piece radiator with both upper and lower hoses, and a separate oil line/filter assembly, seat with a separate headrest, and steering box.. And then you have that mass of tubing otherwise known as a roll cage! It is made up of what appears to be about twelve pieces, and has padding molded to it in all the right places. The dashboard is a two-piece affair, with three gauges molded in (no gauge face decals). A steering wheel is connected to the dash via a separate column. Of note here is the *separate window net*, as well as the *separate brake and clutch reservoirs*.

Wheels & Tires: Light Gray plastic open, nine-hole Bassett wheels are included which mount the same old Goodyear Stock Car Special tires. An interesting point here is the method of mounting the wheels onto the truck-the center hub actually is a pin inserted through the wheel and into the disc brake unit to retain the assembly.

Body: The body and cab have been joined and properly smoothed. Four light ejector pin marks are evident on the inside of the cab roof, but should be easily attended to and will most likely be covered by the roll cage anyway. The rear cab panel is a separate piece. A note here-care in positioning this piece will be necessary as it does not have a positive method of mounting. The front clip is also a separate item, with the grille, headlights, and screened-in openings molded in. A two-piece bed cover is included, under which you will find clear fuel filler and overflow tubes residing. The rear spoilers are separate pieces as well.

Glass: Front and rear windows, along with a side window which looks suspiciously like a vent window, are included, along with clear fuel filler and overflow tubes. The front window has the braces molded to it, while the rear window has holes in it through which the frame rails pass.

Decals: All major sponsor decals are present, as well as several which the builder is directed to install in the underhood area. Very nice airbrushed renditions of the head/parking lights and tail lights are also included. Unfortunately, AMT does not include tire markings as Monogram does, consequently, their Stock Car Special tires are not correct. The builder is tasked with painting the red to yellow fade on the side of this truck.


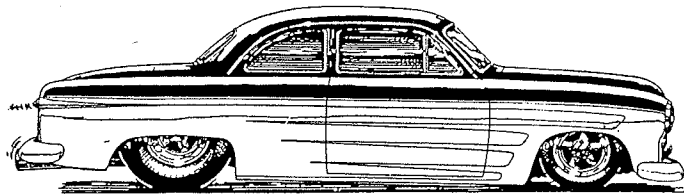
Instructions: The instructions are what we have come to expect from AMT. They are straightforward, step by step, and easily understood. They also identify each part by name, as well as giving the builder painting suggestions, as well as a diagram for decal placement.

At least for now, this is the only game in town for you guys with Ford Blue in your veins. It appears to be an excellent effort from the gang at AMT that captures not only the excitement of the NASCAR Craftsman Truck series, but the lines of the all-new Ford pick-up as well. There are no guarantees that Monogram will do the new Ford truck in their NASCAR line-up. So, you guys who only build Monogram stockers, give this one a look-see, and you might be pleasantly surprised!

by: Tim Sickle

BITS & PIECES


- **Rumor Mill!** Word reaches me on the possible release of a *1967 Dodge Polara* (Mastered by none other than *Juha Airio!*) from the gang at *All American Models* in 1997! *Thanks, Walt!* Several other rumors are seeing the light of day. Specifically, a *'39 Merc kit*, in either chopped top or half top (which company has been reconfiguring its kits into various spinoffs lately?), a *'53 Ford kit*, along with some *vintage NASCAR racers* (from the 50's) from Lindberg? Thanks to *Pat 'Hogdoo' Covert* and the *San Diego model car club* for 'fannin' the flames'!
- **New Look!** By now, you all have probable seen or heard of the consolidation at *Monogram* and *Revell*. All kits from here on out will showcase both names in a hyphenated form. Just keep bringin' out the neet stuff that you have been doin' guys, that's all!
- **New stuff!** Heard from *Fred Cady* the other day, and he's got a bunch'a new stuff comin' our way! Set #'s 67, 68, and 69 are for you *AMC fanatics!* #67 is for a *'71/'72 Javelin* and include white, gold, and black hood stripes and numbers, along with air cleaner decals. Set #68 includes both the *'A' paint scheme* for the *S/C Rambler* (the one with the billboard red sides) as well as the *'B' scheme* (plain white sides, with lower stripes). Set #69 includes *'70/'71 Javelins*, and consists of black and white stripes, and air cleaner decals. Set #'s 13, 14, & 15 will replicate *'67, '68, & '69 Road Racing Corvettes*, and the *'67 Sunoco Trans Am Camaro*. Set #'s 639 thru 646 are *'57, '63, '64, '65, '66 & '67 Fords* (#'s 121, 21, 28, 11, 22, 31, & 3), with a few *'57 Chevies* (#'s 47, 46, & 3) thrown in for good measure. Set #547 is for the 1979 *Interscope Racing Indy car*. Set #'s 247 thru 249, and 449 are *'64, '67, and '69 Dodge drag racers, and include Dave Strickler, Dick Landy, "The Hustlin' Hemi", and the "Cable" car*. Get yer orders in now!
- **Congrats! Rex and Maryanne Turner** are responsible for the addition of another *MAMA member*-7lb. 13oz. *Lauren Mary*. She is 20" long, and was born on December 10th at 9:21 P.M. *Congratulations!*
- **"Raising a stink!"** A new *chemical anti-theft device* for car owners may allow them to *'sniff'* out their thieves in the near future! The *'Car Skunk'* can be fitted to conventional car alarm systems, but in the event of a break-in, sprays intruders with an irritant gas. After sounding a warning, the device sprays CS gas, causing the thief running, watery eyes, sneezing, and nausea. Believe it or Stuff it! Thanks to *The Washington Times* for this smelly story!
- **More Congrats!** This time to new *CPMCC Prez Jim Weir!*
- **MAMA's New Wheels!** Congrats to our own *Dave Toups*, who, about the time you are reading this, has taken over ownership of *Wheels Hobby!* Obviously, Dave will not be present at as many meetings now, so we will have to make sure that we keep him informed and up to date on club doings! *Congrats and good luck, Dave!* And, by the same token, *Good Luck and have fun in your retirement, John-you will definitely be missed!*
- **Still more rumors!** Word reaches me of a *'65 Chevy Biscayne* and a *'65 Caprice* from our friends at *All American Models-Kool!*
- **"Pissed off is better than pissed on!?"** In Austin, Texas, a cop saw a guy urinating on a car, so he pulled over and asked him what was going on. He told the officer that it was his car, and that he was merely trying to thaw the frozen lock. They gave him a ticket for urinating in public. A little while later, the same cops saw him driving his car down the street....where they pulled him over and ticketed him for drunk driving! Guess he got his lock thawed out!! Thanks to a local radio station for this one!
- **Still more 'Garage' goodies!** I am told that *Speedwagon photoetch sets* are in the pipeline, as well as the *'64 GTO sets* from that *'Dynamic Duo', Bob "Model Car Garage" Korunow* and *Rik Hoving*. Way Kool!! Along these lines, I hear congrats are in order. By the time you read this newsletter, Bob should have a *real garage* for *'Model Car Garage'*- he should be *moved into his new, palatial estate in sunny Florida!* When's the *Housewarming party, Bob?*



Car Acronyms

As I promised last month, here is part two of the car acronyms, the American part (Gee, I remembered!)

AMC: A moving catastrophe
BUICK: Beat-up, Iranian cookie cutter
 Big, Ugly Import Car killer
 Big, ugly, indestructible car killer
 Big, ugly, indestructible compact killer



Built under inspection of cooky Koreans
CAMARO: Can't America make a real one?
CHEVROLET: Car has extensive valve rattle on long, extended trips
 Crappy, hot-running engines, very rusted out, lose every time
 Cracked head, every valve rattles, oil leaks every time
 Can hear exhaust valve rap on long, extended trips
 Cheap, hardly efficient, virtually runs on luck every time


CHEVY: Cheapest heap Ever envisioned Yet
 Charged HEavily

CHRYSLER: Could have remained your sickly lame, elderly relative's
 Car having really yucky, stupid lame engine runs


DODGE: Damn old dirty gas eater
 Dead or dying Garbage emitter
 Dead or dying gorilla excrement
 Drips oil, drops grease everywhere




FORD: Failed on race day
 Fault of R & D
 First on race day
 First on recall day
 Fix or repair daily
 Found on road dead
 Found on Russian dump
 Fraternal Order of Restored Desotos
 F*#@%! On raw deal
 F*#@%! Owner really dumb
 (backwards) Driver returns on foot
 F***** over rated disaster
 F***** old rebuilt Dodge
 F***, our ride died
 First on rust and deterioration
 Fast only rolling downhill





GM: General Maintenance
GMC: Garage man's companion
 Generally mediocre cars
 Get More Chicks
 Got more crap



GTO: Gotta mechanic coming
 Great mountain climber
 Gas, Tires, Oil
 Get them, Officer
 Get tires out
 Get those orders
 Going to overheat
 Gone to Olds
 Guaranteed till October



- IROC:** Idiot riding on credit
It's really only a Camaro
Italian retard on cocaine
- JEEP:** Junk electrical and emissions parts
Jump excitedly in every pothole
Jinxed engine has extra parts
Jumps everything ever parked
- MOPAR:** Making a zillion dollars annually
Mitsubishi over priced American replicas
Most often passed at races
Mostly old paint and rust
Mostly old parts and rust
- NOVA:** Never outruns Volkswagens anytime
- OLDSMOBILE:** Oh look dammit, some massive oil-burning idiot's leaking everything
Old, loose, dented sheet metal outdated by infamies like Edsel
Old ladies driving slow make others behind infuriatingly late everyday
Overpriced, leisurely driven sedan made of Buick's irregular leftover quipment
- PINTO:** Put in new transmission often
- PLYMOUTH:** Please let your mother out (from) under the hood!
Please let your mechanic operate under the hood
- PONTIAC:** Poor old nitwit thinks its a Cadillac
Pile of nuts thrown in a can
Power options terrorize Indian's antiquated competition
- STP:** Stop those pistons



And, in a related vein:

- NASCAR:** Never aggravate Stock car auto racers!
Nothing amounts to Stock car auto racing!

COMING EVENTS

- *Mar. 1st- The Birmingham Classic* sponsored by *the Magic City Modelers*, held at the Oporto Madrid Armory, in Birmingham, AL. For info, send an SASE to Tommy May at 5605 12th Ave. South Birmingham, AL 35222, or call (205)591-8038.
- *Mar. 15th- Mason Dixon Gas, Oil, and Automobilia Swap Meet* at the Lions club in Ellicott City, MD. Open to the public at 8 A.M. For info, call Bruce Nuckols at (301)855-5756 or Mike Carr at (410)850-0670.
- *April 5th-Model Classic 97* hosted by the *Northern Virginia IPMS modelers* at the Robert E. Lee Recreation Center, 6601 Telegraph Road Alexandria, VA. It starts at 9 A.M. For further info, call John Lee at (301)670-4794 or Tom Henderson at (703)680-9354.
- *April 6th-Toy Truck and Train show* at the Parkville Fire Hall in Hanover, PA. Open to the public at 9 A.M. For info, call Ron Borsella at (717)235-5167.
- *April 18th to 20th- GSL Championship Reunion* at the Holiday Inn at 999 South Main Street Salt Lake City, Utah. Each Reunion attendee can tour the *Model Car Builder's Museum* free, as well as receive a *kit with special GSL-XVI badging*, along with a *unique photoetch set* produced and donated by *Model Car Garage* and *Rik Hoving Kustoms*. World class *modeling seminars, reunion T-shirts, jacket patches*, and two evenings of fun and frivolity are also on tap!
- *May 9th to 11th- Carlisle Import-Kit/Replicar Nationals* in Carlisle, PA. The giveaway car is a *1986 Alfa Romeo convertible* (I don't think it's a kit car!)
- *June 6th to 8th- Carlisle All-Ford Nationals* at the fairgrounds in Carlisle, PA. The giveaway car is a *1967 Mercury Cougar*.

- *July 5th & 6th-East Coast Nostalgia Nationals* held at Virginia Motorsports Park in Richmond, VA. Dragsters, Altereds, Gassers, Funny Cars, Fuel Bikes, Modified Production, A/FX, Street, Junior Stocks, Rod & Custom Fun Run. Famous personalities barbecue. All cars & trucks up to 1972 welcome.
- *July 11th to 13th- Chryslers at Carlisle* at the fairgrounds in Carlisle, PA. The giveaway car is a *1967 Dodge Coronet 440 with only 19,226 miles on the clock!*
- *July 25th to 27th- Summer Carlisle.* The giveaway car is a *1970 Cutlass Supreme convertible dressed up to look like a W30 442.*
- *August 22nd to 24th- Corvettes at Carlisle.* The giveaway car is a *1977 L82 Corvette* with only 48,000 miles on its clock.
- *Sept. 6th & 7th-Super Stock Reunion* at Rockingham Dragway in Rockingham, NC. Only Super Stock, Stock, Junior Stock, Gassers, Modified Production and early Pro Stock cars thru 1972 allowed to compete.
- *Dec. 6th & 7th- 8th Annual Street Cars of Desire Car Show & Automotive Flea Market* at the MD State Fairgrounds, in the Cow Palace.

CLASSIFIEDS

WANTED-Monogram '83 Trans Am #2202 (built-up or non-mint kit). Need nose, hood, and decals. Contact Ken Walkley at 36 Lincoln Street Little Ferry, NJ 07643, or call (201)641-0344.


FOR SALE-Thinning collection (not quitting), list available. Contact Harold Bradford at (301)604-8591 or see him at a meeting!

FOR SALE- 283 Chevy engine equipped with '461' heads, Crane Cam, Edelbrock intake, HEI distributor-\$100.00. Contact Tim Powers at (410)255-3976.

TRADE-GM or Ford engines for Mopar V-8's (1/25th scale plastic, of course!). Call Ron Drechsler at (410)255-7369.


FOR SALE-Over 500 model cars and trucks. Call Dave Roehrle at (410)875-9476.

FOOFARAW/JAY SCRUGGS & CANDACE LITCHFORD



Anyone having an item for the newsletter, whether it is a Bit, a Piece or even a Classified, it can be included by contacting one of the individuals listed below:

Timothy C. Sickle
15905 Ark Court
Bowie, Maryland 20716
(301)249-3830



Norman F. Veber
317 Roosevelt Ave., S.W.
Glen Burnie, Maryland 21061
(410)768-3648