

MARYLAND AUTOMOTIVE MODELERS ASSOCIATION

Volume 10, No. 2, October 1997

by: "GTO"

(The *Maryland Automotive Modelers Association* is a chapter of the *IPMS* in addition to the *AMS*)

Well gang, the September meeting was another whirlwind affair. Nothing earthshattering about it except for the fact that the club celebrated its' *ninth Anniversary* with *Mike Hemp's kind donation of a cake* to mark the occasion. Our *Founding Father, Norman Veber*, said a few words, while the rest of us chowed down on cake. He almost didn't get a piece (*he won't do that again!*) We discussed getting back into the *seminar routine*, most likely beginning next month. There were no seminars this month, partly due to the fact that *Lyle didn't bring anything with him!* Anyone who wants to perform a seminar, or has a seminar request, contact a board member either by phone, or at a meeting!




My *apologies for 'not getting it right' with regard to the month of the newsletter*. Seems as though we had two Julys, and one August. Don't know how it escaped me, but I think it is right now. Will try not to let it happen again! I can't take any more grief from you guys about it!

The raffle numbers were not available this month. The club would like to thank the raffle donors listed below. *Mike Hemp, Ron Bradley, Max Wolfthal, Lyle 'Da Prez' Willits, Ron Hamilton, Brad, Jim McGuinness, Jim Derreth, and Replicas & Miniatures Co. Of MD*. Special thanks also go out to those listed below:

Bob Koranow,
Model Car Garage
2908 S.E. Bella Road
Port St. Lucie, FL 34984

Tom Walsh,
The ERTL Company
Highways 136 & 20
Dyersville, IA 52040-0500


Ed Sexton/Bill Lastovich,
Monogram/Revell, Inc.
8601 Waukegan Road
Morton Grove, IL 60053-2295



97 MEETING SCHEDULE

Well guys, word has just come down from the mountain regarding next years' schedule and meeting place. If you have been on another planet or something, we are moving to the **Greenbelt Community center** multipurpose room for the dates listed below due to what I call the 'Greed Factor' of the folks at Catonsville Community College.

January 18th
February 15th
March 15th
April 26th
May 17th
June 21st



July 19th
August 16th
September 13th
October 18th
November 15th
December 20th

From the Baltimore Beltway (RT 695): Take Exit 7, Route 295 (*Baltimore-Washington Parkway*) south towards Washington approx. 18 miles to Route 193 (*Greenbelt Road*), and exit. When on the off-ramp, stay to the right and merge right onto Southway (see below).


From the Washington Beltway (RT 495): Take Exit 22 north, towards Baltimore. Stay in the right lane and take the first exit onto Route 193 (*Greenbelt Road*). When on the off-ramp, bear to the right and take Greenbelt road west, towards College Park. Stay in the right lane and immediately after passing over the Parkway, make a right (*at the light*) onto Southway (*see below*).

Once on Southway: Go straight to the second (*2nd*) STOP sign. Make a left onto Crescent road. Go to STOP sign and make a right into the parking lot behind the Greenbelt Library. Once in parking lot, look to right. The large, white building is the Greenbelt Community Center. Enter building using doors near fenced tot lot. The multi-purpose room is on the second floor. There is an elevator to the left of the entrance.

SNEAKIN' A PEEK!

This column appears as frequently (*or infrequently!*) as new releases from the manufacturers. The idea behind it is to give a "thumbnail review" of the releases as they hit the shelves with a more detailed review to follow at a later date (*hopefully!*). We'll see how it goes! (*Ed. Note: The kits are listed in no particular order*)

- **Maverick's '64 330 Super Stock Dodge** (*Lindberg #72174*): Molded in white....reissue of earlier 'Ramchargers' Hemi car, with new decals.
- **'McDonalds' Firebird funny car** (*Revell-Monogram #85-7636*): Molded in white....modified reissue with a nice looking Firebird body which includes blower burst panel on hood and escape hatch on roof (and horrendous seams!)....same wheels and tires as earlier drag kits....blower now molded in blanket, with retention straps also included....larger 2-piece top hat injector with retention straps molded in.
- **Chevy 'Extreme' pickup** (*AMT/ERTL #8350*): Molded in Lt. Gray....modified reissue includes Vortec V-6 rather than 2.2 liter 4 cylinder....tonneau cover....bench seat....appears to have lowering blocks included.. nice, 2-piece rims! Outer rim chrome, wheel center lt. Gray....Chevy 'Extreme' graphics, aero package, 'XXX' IL, 'X FACTOR' AZ plates.
- **'97 Corvette Snapfast Plus** (*AMT/ERTL #8395*): Molded in Yellow....very nice Eagle EMT tires (big/bigger), mounting chrome big/bigger 5-spoke wheels....disc brakes at all corners....roof yellow plastic, not transparent....'BIG BOY' NY, 'KICKN' TX plates, crossed flag logos....incredible packaging!




1997 PROWLER ROADSTER WITH TRAILER

(AMT/ERTL #8568; 1/25th scale-new tool; 139 pieces; Lt. Gray, chrome, clear, vinyl tires)

AMT/ERTL has done it again! To say that I like this kit is an *understatement!* It is wonderful. This is the second time AMT/ERTL has released a kit of this car in 1/25th scale, this time being a full detail glue kit, and it is not a re-hash of the previous promo-based SnapFast Plus™ kit, which was not a bad kit by itself.

This kit is customary gray convertible up-top, and tail lamps, and *did them in chrome that someone will some point in this puppy.*



molded in AMT/ERTL's plastic, along with a clear windshield and header, head chrome wheels (*why they is beyond me, but you know do this on a real Prowler at time!*). Let's take a look at

Engine: The engine is broken down into two assemblies, according to the instructions. The ten-piece subassembly is the basic engine without accessories. One error made in the instructions is that the engine block itself is **CAST IRON**, not aluminum. The eight-piece engine's final assembly consists of the valve covers (*which should be painted with 'German Silver' paint, not black*), as well as the upper intake manifold and belt assembly. Assembled and properly painted, a fine-looking engine will be the result.

Chassis: The nine-piece chassis assembly goes together pretty easily, with a combination of tabs and slots for a positive location of the separate pieces which comprise the chassis. The fourteen-piece drivetrain and suspension assembly consists of a three-piece, finely engraved transaxle, coil shocks, separate suspension pieces, and a driveshaft.

The balance of the rear suspension consists of more pieces including the A-arms, sway bar, brake rotors, etc. AMT/ERTL has made a note that this kit is **NOT** designed to roll, as it is a display model. Thank you, thank you, thank you!

The eight-piece exhaust assembly/anti-shake frame completes the chassis assembly. There is a considerable number of pieces here, some a little fiddly, but it will go together with a little care and patience. I highly suggest that the builder work in getting the subassemblies together, paint them, then continue the assembly procedure.

The interior tub goes onto the chassis assembly, after the fuel tank is glued up under the trunk floor. Follow the instructions, as the firewall must be attached to the interior **BEFORE** the interior. The front suspension and steering linkage should be attached **AFTER** the body is mounted onto the chassis.

Wheels/Tires: The wheels are, as I stated earlier, chrome plated. While this looks good, as far as I know, Chrysler has yet to offer them as an option from the factory, so a factory stock builder should strip the chrome plating off of the wheels and wheel backs and paint them with the same paint used on the valve covers. The tires for the car consist of newly-tooled Goodyear GSD™ tires in a 17" diameter for the front end, and a 20" diameter for the rear end. (*AMT should market these tires for the aftermarket, they are that good!*). The trailer tires are the now-familiar Goodyear GS-C™ tires.

Body: This fourteen-piece assembly captures the shape of the Prowler perfectly. At this time, there exists **NO** Prowler Purple paint offered by the model paint companies, even though there are some shades on the market which are pretty darn close. The hood, grille, headlamp brackets, and rear fascia should be assembled as a unit prior to painting to ensure consistent color, especially if a pearlescent color is used.

The front body assembly consists of the windshield and rear view mirror, parking, and headlamp lenses, and the bumpers. If you notice, the bumpers are split across the middle. Don't run off and fill the seam right away, as if I am not mistaken, it is meant to be there.

The rear bumper, lamps, and fascia attach to the rear of the body. A nice touch are the included peel and stick chrome mylar mirror faces.

Final assembly consists of the tires, hood, and windshield washer reservoir. The up-top is separate, and the trailer is also optional.

Interior: The thirteen-piece interior is a work of art in itself. Everything is crisply engraved, and the instructions are clearly defined. The door panels attach to a tub-style interior, which also includes the inner trunk detail. It is most curious that the trunk panel does not open on the body. **TIP:** Tape off the dash, and shoot the insert body color (Purple) before you paint the rest of the interior per the instructions.

Yes, this kit has a lot of pieces, and personally, I think a lot of younger builders will have a difficult time building it, in that there is a lot of detail in this model. It is not a toy to be played with (*Buy the snap kit if you want one of those*), but a display model, if carefully built and properly detailed will be a welcome addition to any serious modelers' collection. *Keep it up, AMT/ERTL!*




By: Ron Hamilton

NEW STUFF FOR '98!!




Here it is, gang. The word has come down from the mountain (*or, more specifically, the RHCTA show in Chi-town!*) about what we can expect in '98. Read it, and start plannin' now on where to get the cash to add all this great new stuff to yer collections!

Revell-Monogram

- "Hot Wheels" Snaptide race rig (1/32nd)
- #5 "Monsters" Snaptide Monte Carlo (1/32nd)
- #80 "LCI" Ford Race truck
- #2 "Team ASE" Ford race truck
- #37 "K-Mart/RC Cola Taurus*
- #36 "Skittles" Grand Prix
- #99 "Exide" Taurus
- NASCAR display case
- "Big John" Mazmanian's Willys
- "Slick 50" Firebird Pro Stock
- "AC Delco" Firebird Pro Stock
- "Summit" Firebird Pro Stock
- "Blue Max" Mustang funny car
- "CSK" Avenger funny car
- "Carquest" Top Fuel dragster
- "Labac" Top Fuel dragster
- "Mobil" Porsche 911 GT-1
- "Kremer" Porsche 911 GT-1
- Snaptide '98 Corvette Roadster
- Snaptide Dodge Copperhead Roadster
- Snaptide Porsche Boxster
- Snaptide Hummer (*civilian*)
- '98 Corvette Roadster
- '93 Mustang Cobra
- '60 Chevy hardtop (*stock*)
- '65 Chevy Impala convertible
- Shelby Series 1
- '98 Mustang GT
- Thom Taylor Vette AGIN
- '66 Pontiac GTO
- '98 Camaro Z28
- '98 Firebird Ram Air (*WS6 Trans Am?*)
- '48 Ford Woody
- '68 Corvette roadster 2 'N 1
- '69 Shelby Mustang 2 'N 1
- '69 Dodge Charger



- '60 Chevy hardtop (*lowrider*)
- '98 Corvette Indy Pace car
- Lamborghini Diablo deluxe kit
- Plymouth Prowler deluxe kit
- "Soda Wagon" deluxe kit ("*Beer Wagon*" sans decals!)
- '57 Corvette deluxe kit
- '69 GTO Judge deluxe kit
- Harley-Davidson special issue (*1/8th*)
- Aerovette
- Thom Taylor "Alternomad" Caprice station wagon
- '99 Silverado Chevy pickup
- Thom Taylor '34 Ford Cabriolet Street Rod
- '66 Chevy El Camino
- 50th Anniversary Ford F150 pickup combo
- '37 Ford street rod w/drive-in diorama
- '69 Ford Talladega w/diner diorama
- 327 Chevy engine (*Parts Pack reissue*)
- Cadillac engine (*Parts Pack reissue*)
- 421 Pontiac engine (*Parts Pack reissue*)
- 390 Ford engine (*Parts Pack reissue*)
- Triumph motorcycle (*Parts Pack reissue*)
- Harley-Davidson motorcycle (*Parts Pack reissue*)
- Honda motorcycle (*Parts Pack reissue*)
- BSA motorcycle (*Parts Pack reissue*)
- '69 Charger Daytona (*ProModeler*)
- '48 Ford convertible (*ProModeler*)
- "Babylon 5" Space station



* An interesting note here- In the October 9th, 1997 issue of *Winston Cup Scene*, it is reported that RCA will not return to the Cale Yarborough team for 1998!

AMT/ERTL

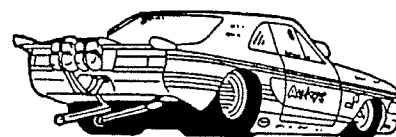
- '62 Pontiac Super Duty Catalina (*all-new tool!*)
- '62 Impala SS convertible
- '66 Olds 442
- '41 Plymouth
- '70 Monte Carlo SS454 (*stock*)
- '68 El Camino SS396
- '57 Chevy Cameo pickup
- '60 Chevy Fleetside pickup
- '98 Corvette roadster
- '65 Pontiac GTO
- '70 Monte Carlo (*lowrider*)
- '57 Chevy Bel Air street machine
- '71 Plymouth Duster street machine
- Mako Shark snap kit
- Copperhead snap kit
- Viper RT/10
- '55 Corvette
- '78 Firebird Trans Am
- "Popcorn Wagon"
- "Hardhat Hauler"
- '50 Chevy Stepside Plus
- Lamborghini Plus

RUBES/LEIGH RUBIN



The other unreported crash at Roswell

- Trailer display case
- '92 Firebird Pro Street Snap
- '40 Ford "Coke" Coupe
- '50 Chevy "Coke" pickup
- Louisville "Coke" truck
- '57 Chevy "Coke"
- Ranger "Coke" pickup
- 1967 Chevelle SS396 (*Marina Blue and Bolero Red*) (1/18th diecast)
- 1956 Ford Sunliner (*Fiesta Red/Raven Black, and Mandarin Orange/Colonial Orange*) (1/18th diecast)
- 1970 Pontiac Trans Am (*Cameo White, and Lucerne Blue*)(1/18th diecast)
- '98 Ford F150 (*Bright Red*)(1/18th diecast)
- '98 Trans Am (*Black, and Bright Red*) (1/18th diecast)
- '69 GTO street machine (*Lavender Pearl!?*) (1/18th diecast)
- '70 Chevelle street machine (*Candy Grape*) (1/18th diecast)
- '69 Camaro street machine (*Hot Lime!*) (1/18th diecast)
- 'Cuda street machine (*Viper Blue*) (1/18th diecast)
- '69 Camaro Indy Pace car (1/18th diecast)
- '64 1/2 Mustang Pace car (1/12th diecast)
- '98 Land Rover Freelander (*Charleston Green, and Beluga Black*) (1/18th diecast)
- Assorted *Indy Racing League* cars (1/43rd diecast)
- Assorted *CART team* cars (1/18th diecast)



CHRYSLER ATLANTIC

(Lindberg #72712; 1/25th scale; new tool; 40 pieces, plus decals)

When I first came across the Atlantic in an automotive magazine, I said to myself that Chrysler should produce that car. It is that breathtaking. When Lindberg announced that they would be offering this car in their line, I was curious as to how it would be marketed. Well, this kit arrived as one of their "Snapfast Plus™" offerings, in other words, an unassembled promo. Now, this kit differs from a lot of the other snap kits, in that some of the assembly will be glued together, along with snapping, and screwing the remainder of the model together. When you open the box, you will notice several plastic bags with different colored parts in each. This kit is molded in color, so you will find the body and assorted body parts molded in a shiny, medium brown, the interior parts in a flat beige color, and the chassis flat black. The chrome is brightly plated, and there are four nylon tires with attaching screws and metal axles, and the glass is commendably clear (and bagged to protect it!).

The six-piece *interior* consists of a tub with the rear seats, console, floor, and door panels molded in. The dash, steering wheel, and front seats are separate pieces. The assembly is molded in a textured, flat beige tone, that does not require painting, with the exception of the burgundy accents depicted in the instructions. The engraving is soft in spots, but overall, the interior doesn't come off too bad.

The *glass unit*, interior tub, tail lamp, front, and rear pan mount to the body by way of tabs molded to the body. If you'll notice, there are even lines scribed on the glass. Even though the instructions do not mention this step, these lines should be detailed with flat black from the inside to appear more realistic.

The *tires* slip over the wheels, which in turn, attach to the metal axles, and these attach to the simple chassis via holes. Note- *The wheels and tires are drop-dead gorgeous!* I'm quite sure that we will be seeing them on countless other models in the near future.

The *chassis* attaches to the body with three screws, but first, you must mount the body stiffener to the upper part of the chassis, which will help everything to line up when it is screwed together. Curiously, the doors are separate pieces, and they will be glued to tabs on the body. The instructions state that the doors should be held to the car body with rubber bands until the glue dries. I am unsure that there will not be alignment problems with this arrangement.

Completing the model, we have the mirrors, head and fog lamps, grilles, hood, and trunk emblems.

As intended, with careful attention to detail, this model will build up into a nice kit just as it is. With detail painting, along with *Replicas & Miniatures Company's clear red resin tail light*, a beautiful replica of a beautiful car will be the final result. *Lindberg did a fine job with this car.*

By: Ron Hamilton

BITS & PIECES

- **Definitely an 'E' Ticket ride!!** According to recent published reports, the current *World Land Speed Record* was reset on September 25th, 1997 to *714.144* by *Andy Green*, driving *Thrust SSC*, on Black Rock Desert, in Nevada. On October 13th, 1997, Andy then broke the *sound barrier* with a speed of *764.168 mph*, but failed to set the record due to a technicality. He failed to make a return run within the allotted one hour time limit by one minute! *Guess he's made Redskins' running back Terry Allen pretty jealous, eh?*
- **'Where's the Fire?!**' I don't know, *but Matchbox* has the equipment to fight it! They are releasing the *International Fire Engine Collection*. It consists of a *1939 Bedford Pump and hose truck*, a *1935 Mack AB fire engine*, a *1950 Ford E83W van*, a *1948 Dodge Route Van fire fighter support truck*, a *1953 Ford pickup truck*, and a *Citroen Type H van* (Hey, Matt!). They sell for \$27.95 each. If you are interested, call 'em at 1-800-858-0102 between the hours of 9 A.M. to 9 P.M. Monday through Friday.
- **"That looks like my car!"** In Alamo, California, Alan *Ecker* was driving down the highway in a rental car, when he looked in his rear view mirror and saw a *Chevy Suburban* that looked just like his, which had been stolen two days prior. So, he called the cops on the car phone, they pulled over the Suburban, arrested the driver, and Alan got to take his car home!
- **Bowling, anyone?!** Jimmy Hawk of Oxnard, California had his *leg broken* in a freak accident at a construction site where he works. Some of the guys found a *bowling ball* on the site, so they started banging it around with a *skip loader*. The ball got jammed in the tires, so they revved the engine, rocking the tire treads back and forth to get the ball loose. Well, it came loose all right! It shot out of there like a rocket, flew 30 feet, and hit Jimmy in the leg as he was getting into his truck. He's suing the contractor and the city! *Guess he's not a bowler!*
- **Got money?!** If you had it, and wanted to pick up a *German hot rod*, consider what *\$912,000* will buy. The *Porsche 911 GTI* is a two-seat sports car, with a steel and carbon-fiber body. A/C and radio are not included-what is included is a six-speed transmission (*no wimpy automatic here!*), *flat-six with twin turbos, putting out around 544 horsepower! 0-60 times are 3.6 seconds*, the quarter mile comes up in only *11.6 seconds*, and *top speed (depending on final drive gearing) is between 194 and 206 mph!!* With this car, you should be able to get the ice cream home before it melts!
- **Thanks, MAMA!** *Lad's Hobby Shop* would like to thank the MAMA members who made his *recent sale* so successful-any time!
- **What, me worry?** A Spotsylvania man had the poor judgment not *only to steal a car, load it up with valuables, and drive it around the neighborhood*, but the topper came when he was *arrested at a local car wash in the midst of cleaning it up!!* A friend of the car owner spotted it and called police. *Roderick Farmer*, the thief, will be charged with *breaking and entering* and *grand larceny*. *How about terminal stupidity?!*
- **More meetings!** *Mark Wheeler's club, "Our Model is Christ"* has set their '97 meeting dates. They are as follows: February 2nd, March 9th, April 13th, May 4th, June 8th, July 13th, August 10th, September 13th, October 11th, November 8th, and December 14th. Special activities will occur at the February and December meetings. They are held at *The First Christian Church at 320 Oak Manor Drive Glen Burnie, MD 21061* from 2 PM to 5 PM in the *Fellowship Hall*. For info, call (410)761-3863 or (410)551-4230.

COMING EVENTS

- Oct. 26in-EIP Tuning Import Shootout Series at MIR.
- Dec. 6th & 7th- 8th Annual Street Cars of Desire Car Show & Automotive Flea Market at the MD State Fairgrounds, in the Cow Palace.
- March 7th, 1998 (!)- The Birmingham Classic NNL Model Car Show and Swap Meet sponsored by the *Magic City Modelers* and *IPMS Birmingham*. Themes are any vehicle that is lowered (we're talkin' on da ground!), and weathered vehicles (a.k.a. 'Down and Dirty!'). For show info, contact Tommy May at (205)591-8038 or write Magic City Car Modelers at 5605 12th Avenue South Birmingham, AL 35222. For Vendor info, contact Dan Morgan at (205)739-1819 or write Magic City Car Modelers at P.O. Box 988 Cullman, AL 35056.

CLASSIFIEDS

WANTED- Decal placement sheet for Mooseworks '96 #3 Atlanta Olympics Goodwrench car raced in Charlotte. Call Brian Morrison at (410)519-9657.

WANTED- Magazine articles or what have you on Arnie 'The Farmer' Beswick's racing Pontiacs. Will carefully copy and return! Contact Tim Sickle at (301)249-3830.

FOR SALE- Magazines-*HOT ROD*, November '88 thru October '95 (complete), and September '87, as well as *Car Craft* August '89, November '89, October '94, December '94; *Popular Hot Rodding* June '88-\$1.00 per issue. See Tim Powers at a club meeting, or call him at (410)255-3976.

FOR SALE-Thinning collection (not quitting), list available. Contact Harold Bradford at (301)604-8591 or see him at a meeting!


TRADE. GM or Ford engines for Mopar V-8's (1/25th scale plastic, of course!). Call Ron Drechsler at (410)255-7369.

JUMP START/ROBB ARMSTRONG



Anyone having an item for the newsletter, whether it is a Bit, a Piece or even a Classified, it can be included by contacting one of the individuals listed below:

Timothy C. Sickle
15905 Ark Court
Bowie, Maryland 20716
(301)249-3830



Norman F. Veber
317 Roosevelt Ave., S.W.
Glen Burnie, Maryland 21061
(410)768-3648