

MARYLAND AUTOMOTIVE MODELERS ASSOCIATION

Volume 11, No. 6, February 1998

by: "GTO"

(The Maryland Automotive Modelers Association is a chapter of the IPMS in addition to the AMS)

Well gang, the January meeting was jam-packed with about 52 people in attendance who were treated to a *seminar on emblem foil-casting* hosted by our own *Prez, Lyle Willits*. Thanks, Lyle! A highlight of this meeting (*at least for some!*) was that elections were held, and the officers were given a vote of confidence and returned to their respective offices (*whether they wanted to be or not!*).


The raffle raised \$104.50 (*as well as \$42.00 from the box*). The club would like to thank the raffle donors listed below: *Mike Hemp, Ron Bradley, Brad, Chris Whalley, Max Wolfthal, Lyle, Ron Hamilton, Ron Palmer, Ed Brown, Dave Lewis, Jerry Frazier, Mark Mason, and Replicas and Miniatures Co. Of MD*. Special thanks also go out to those listed below:

Dave Toups,
Wheels Hobby
45 Waverly Drive, Unit O
Frederick, MD 21701

Tom Walsh,
The ERTL Company
Highways 136 & 20
Dyersville, IA 52040-0500

Mike Perkins,
RPM Craft House Corp. (Lindberg)
328 N. Westwood
Toledo, OH 43607


Ed Sexton/Bill Lastovich,
Revell-Monogram Models, Inc.
8601 Waukegan Road
Morton Grove, IL 60053-2295



'98 MEETING SCHEDULE

Well guys, here it is, just as I promised ya! Ain't it great when things work out like they are supposed to? Thanks to Matt Guilfoyle for his hard work in ensuring that we have a place to meet every month next year! Yup, we are back at the *Greenbelt Community center* multipurpose room for the dates listed below. As usual, the meetings start at noon, and last until 3 or 4 P.M. (*and maybe even later, depending on what is going on!*).

January 17th
February 21st
March 21st
April 18th
May 16th
June 20th



July 18th
August 15th
September 19th
October 17th
November 21st
December 19th

From the Baltimore Beltway (RT 695): Take Exit 7, Route 295 (*Baltimore-Washington Parkway*) south towards Washington approx. 18 miles to Route 193 (*Greenbelt Road*), and exit. When on the off-ramp, stay to the right and merge right onto Southway (see below).

From the Washington Beltway (RT 495): Take Exit 22 north, towards Baltimore. Stay in the right lane and take the first exit onto Route 193 (*Greenbelt Road*). When on the off-ramp, bear to the right and take Greenbelt road west, towards College Park. Stay in the right lane and immediately after passing over the Parkway, make a right (*at the light*) onto Southway (*see below*).

Once on Southway: Go straight to the second (*2nd*) STOP sign. Make a left onto Crescent road. Go to STOP sign and make a right into the parking lot behind the Greenbelt Library. Once in parking lot, look to right. The large, white building is the Greenbelt Community Center. Enter building using doors near fenced tot lot. The multi-purpose room is on the second floor. There is an elevator to the left of the entrance.

SNEAKIN' A PEEK!


This column appears as frequently (*or infrequently!*) as new releases from the manufacturers. The idea behind it is to give a "thumbnail review" of the releases as they hit the shelves with a more detailed review to follow at a later date (*hopefully!*). We'll see how it goes! (*Ed. Note: The kits are listed in no particular order*)

- **1962 Impala SS convertible**(AMT/ERTL #8209): Molded in Lt. Gray....modified reissue of Bel Air, utilizing same 409 set-up....optional crossram manifold, air cleaners, and finned valve covers....stock hubcaps (w/separate knockoffs) and optional 5-spoke mags....platform-style interior, with bucket seats and console....2-piece exhaust system....'62 SS' OH, 'SOFTOP' WA, and 'CONVERT' GA plates (*still seemingly undersized*), along with a model box of the Impala SS included as decals.
- **Chevrolet Monte Carlo** (AMT/ERTL #8271): Molded in Lt. Gray....One of the first kits utilizing AMT's new box art....platform-style interior, w/2-piece buckets, console, w/automatic shifter, and even hydraulics for trunk (*which 'advanced' modelers are instructed to cut out*)....very detailed instructions on suspension set-up, with (5) different posing possibilities....very nice separate frame ala the '67 Impala....4-piece exhaust system....nice 19-piece big block....upper & lower radiator hoses, heater hoses, and A/C hoses are included, making for a nice underhood view!....clear headlight lenses....'MYMONTE' OH, 'LOW RDR' OR plates, along with a model box of the Monte Carlo and (3) Monte Carlo scripts included as decals.
- **#43 "STP" Pontiac** (*Revell-Monogram #85-2493*): Molded in white....reissue of earlier Grand Prix tool w/updated "STP" graphics (*without Bobby Hamilton's name on the door!*)
"Pennzoil" Top Fuel dragster (*Revell-Monogram #85-7650*): Molded in white....modified reissue of earlier top fuel dragster tool, w/updates, such as cycle-style front tires, and rear side skirts....colorful "Pennzoil" graphics.

- “Highway Scenes” ’57 Nomad (*Revell-Monogram #85-7801*): Molded in white....reissue of the Nomad, which cannot be built stock....(4) GT Radial tires mounting Centerline-style wheels....choice of carburetion-fuel injection, 2-4 barrel tunnel ram, and 2-4 barrel crossram (*not mentioned in the instructions, but present on the tree*)....multi-piece cardboard gas station w/pumps....great decals include Route 66 signs, (4) sets of period license plates, a road map, and some assorted old ads.
- “Highway Scenes” ’60 Corvette (*Revell-Monogram #85-7802*): Molded in white....reissue of the Corvette, which again cannot be built stock....(4) generic (*no-name*) tires mounting baby moons on chrome wheels....cardboard ‘Coral Court’ motel included....same excellent decals as in the ’57 Nomad above.

1962 CHEVROLET IMPALA SS CONVERTIBLE

(AMT/ERTL #8209; 1/25th scale-modified reissue; 121 pieces)



It's obvious that the marketing people at AMT/ERTL have been listening to the modeling community in that they saw fit to release this kit, which is based on one of their better offerings, the 1962 Chevrolet Bel Air 2-door hardtop. In reviewing this kit, I made a comparison between this one and one of the last issues of the Bel Air. The common parts of both cars are identical in this kit, i.e., the engine, chassis, and suspension, the grille, and bumpers. The new parts in this kit consist of the new convertible body with separate rear light cove, windshield with sunvisors, and a completely redone bucket seat interior, and this will be the basis of my review.

The *engine* is the 409 V-8 with twin 4-barrel carbs from the Bel Air kit. The twenty-six piece unit builds into two versions. One stock, and the other featuring a crossram manifold, finned valve covers and velocity stacks.

The *wheels and tires* consist of the SS wheel covers with the spinners, which are very well done, along with AMT's old Firestone Supreme tires without whitewalls. The optional wheels are a well-done set of American Torque Thrust mags from the Bel Air kit.

The well-detailed *chassis* consists of a chassis plate with a five-piece front suspension, and a six-piece rear suspension, again, from the Bel Air kit. This chassis assembly has found a home in many a '63 or '64 Impala kit, as its detail is far superior to the ones in these respective kits.

The *interior* is an all-new bucket seat unit upgraded to Impala SS standards with restyled door panels, front and rear seats, a center console, glove compartment, Impala steering wheel, and the Impala SS dashboard with the grab bar. The shape of the front seats seems a little too boxy and short to me, otherwise, the interior is very well done.

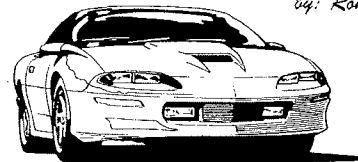
The *body* is a faithful rendition of the Impala SS convertible, with all trim and emblems crisply molded to it. The grille, front and rear bumpers, and the hood are the same as in the Bel Air kit. The rear tail lamp cove is a separate piece, and fits within the body quite well. Unfortunately, the front bumper and grille does not fit the body as well. The convertible boot exhibits a very nice texture, and fits the body very well.

Overall, this is a good kit. If I were the person who engineered this kit, I would have included a more positive attachment point for the front grille/bumper unit, and I would have used a better grade of chrome plating, in that the kit's chrome does not stand up well to a lot of handling.

by: Ron Hamilton

1970 MONTE CARLO LOWRIDER

(AMT/ERTL #8271; All-new tool; 1/25th scale; 115 pieces)



As a modeler who has been building for over 35 years, one of the cars I built back in 1970 was an AMT Chevy Monte Carlo. I remember building it as a street machine, using the kit's parts, and painting it with Testor's Metallic Burgundy spray paint. Over the years, I had the '72 annual kit, which I ended up giving to a friend, because it was a replica of his car. As time went by, I got caught up in the frenzy of collecting old kits, as well as resin repops, one of them being a '72 Monte Carlo, which is still proudly displayed in my built up display.

I had to wonder why AMT/ERTL would release a lowrider version to re-introduce the '70 Monte Carlo to the market before the replica stock version. I admit that the lowrider movement is hot, and the Monte Carlo is a major player in that market, but I would rather have seen the replica stock version. But, guess what? This car can be raised to stock height because I did it, and it wasn't that hard to do, either. One day, I'll tell you how, but for now, let's look at this kit.

Engine: A nineteen-piece newly-tooled 454 V-8, with a Turbo 400 transmission. The engine is crisply engraved, and is a good representation of that engine as installed in the Monte Carlo. It includes a quadrajet carburetor, a correct, closed air cleaner, power steering pump and air conditioner with hoses. A few aftermarket parts, and proper painting will yield a convincing, accurate replica.

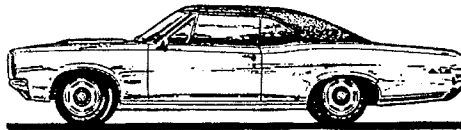
Chassis: Following the lead of the '67 Impala SS427, the chassis assembly has a *separate detailed frame*, which attaches to the *floorboard*. The floorboard has the carpet and floormat engravings on the top side, and the chassis engraving on the bottom side. The suspension setup is unique in that it could be set up to be lowered, or raised all around with detailed hydraulic suspension components in chrome, along with the front suspension components. Also in the instructions, there is a method in which you can display the car in a three-wheeled stance by splitting the raised and lowered front crossmember, A-arm assembly, and hydraulic components. The trunk area is also detailed, including a battery and hydraulic cylinder set-up. Again, the superdetailers among us can add plumbing, paint, and photoetched fittings to bring it right out, and as an added bonus, the instructions suggest the trunk lid be opened up, to allow these items to be displayed. It wouldn't surprise me that these items would find their way into many a lowrider model. Completing the chassis commentary, the fuel tank is molded to the floorboard, while the dual exhaust system is separate.

The **wheels and tires** consist of an all-new set of **Goodrich "Advantage T/A" tires** in a 13" size, along with a set of McLean-style wire wheels. The builder is tasked with adding his or her own whitewalls, and a wash to bring out the wire wheels as on the box art car.

The **interior** is a knockout in the sense that the vinyl grain on the seats, dash and door panels, will come out very nicely with a coat of paint. The entire interior is properly engraved, and correctly depicts the subject matter. The optional **"Cushion grip" sport steering wheel** and floor console with the **'stirrup shifter'** is also included. **Lowrider options** include a **hydraulic switch panel**, but curiously, **no chain steering wheel or tufted throne seats**. Oh well, you can kitbash these items.

The **body** is drop-dead gorgeous! AMT/ERTL has captured the shape of the Monte Carlo in the proper proportions. However, all is not perfect. The Monte Carlo script on the roof sail panel is twice the size it should be, and the headlight bezels should have been separate chrome pieces, like the original kit. Other than that, AMT has done a commendable job on this car.

As you can most likely tell, I really like this kit. I sincerely hope that the one that I am building will be finished by the time you read this. It will not be lowered, but a proper representation of the replica stock car. Maybe I'll lower the replica stock kit when it comes out later this year. Oh yeah, by the way, look at that new box art (*I was just getting used to the old box!*)




by: Ron Hamilton

[Note to all concerned: It has been brought to my attention of late that there is a potential problem with regard to the **review articles published in this newsletter**. Let me give you a little background on this subject. The model manufacturers (AMT/ERTL, Revell-Monogram, and Lindberg) all attempt to send our club current releases in exchange for our critiques on what we liked and didn't like about them. That means that we need to get written reviews published in the newsletter in a reasonable time frame to accomplish this. If you will recall, I have stood up at recent club meetings to enlist the aid of the members in attendance to get kit reviews. At present, Ron Hamilton has done more than his fair share of reviews. In the past, Lyle Willits also did his share of reviews, as well as yer Fearless Editor. If anyone wishes to see reviews written by someone else (or take a crack at it themselves), they need to contact me, in order to determine which kits are available for review. I don't have the time to chase anyone down and browbeat them for a review. Rest assured though, if you take a review sample, I will be your worst nightmare if I don't get a review within a reasonable time (right, Leonard?). You may also rest assured that if you take a kit for a review, and do not return it within a reasonable time, that you will not receive another!]

BITS & PIECES

- “Don’t try this at home!” How about trying a little experiment for the entire year of 1998. *Why not bring in some of your oldest models still around?* In that way, we can see how we have improved our individual skills with time and each other’s help!
- **Brighter, costlier ‘99 Prowler!** According to the Feb. 6th edition of *The Washington Times*, *Plymouth’s Prowler hot rod* will be priced at **\$40,000!** It is also reported to be getting a *more powerful, all-aluminum 253-horsepower 3.5-liter V-6 (39 hp more than the ‘97 version)*. In mid ‘99, the Prowler will also be available in *yellow*, in addition to the present purple.
- **Two strikes, and you’re out?!** Seems as though a Waynesboro man faces reckless driving and other charges after *being pulled over twice by two different sets of police*, while driving *two different Jaguars!!* 41-Year old Jay Merritt was driving on Interstate 64 on Friday night when a state trooper stopped his Jag and charged him with *reckless driving* and *drunk driving*. The next night, Charlottesville police got a report that a man in a Jag was *trying to buy drugs*. After an officer stopped the car, the driver sped away. The chase ended when the car ran off the road and into a ditch. Mr. Merritt was captured after trying to run away. City police charged him with *drunken driving, eluding police, reckless driving, refusing a breath test, possession of drug paraphernalia, and two counts of hit and run!* *Guess he won’t get a second (third?!) chance to make a good first impression!*
- **Rumor mill!!** Wouldja believe.....*Lindberg* being bought up by.....*AMT/ERTL?!* Well gang, consider the possibilities! What do they call the new company.....*Lindbert?! AMTberg?!*
- **Dodge back in Winston Cup?!** Rumors abound in the latest issue of Car Craft that the reason that Dodge pulled out of the Super Touring Series (*which subsequently folded!*), is that it is considering a return to Winston Cup! Yeah, I know-it’s been talked out before, but, wouldn’t it be neat?!
- **“Touchdown!”** How many times have you all heard that word on Sunday afternoons?! Well, I’ve got a new one for ya. *40-year old Hollywood stunt driver Brian Carson* hotfooted his *‘69 Chevelle* up a ramp at *93 mph*, soared *314 feet*, over a simulated football field, and *between two sets of goal posts* on a casino parking lot!! *He crash landed into a row of 30 cars*. In the process, *he broke his own record (but amazingly enough, no bones!)* of *286 feet*. *Kids, definitely don’t try this one at home!*
- **“Roadkill-It’s what’s for dinner?!”** A recent story in the local paper details a proposal by the *West Virginia Senate* that would legalize immediately *collecting and eating animals killed while running in front of vehicles!* Bill proponents said that if drivers could be encouraged to eat their roadkill, the state could save money by not having to clean it up themselves. Under current law, it could take hours to claim roadkill, leaving it to spoil before it can be collected. However, *Sen. Rebecca White* said of the proposal, *“I would not like for it to be known that I voted for West Virginians eating road kill.”*
- **Drunk plowing?!** An inebriated (*a.k.a. drunk!*) man recently *stole a Caterpillar front end loader* from a construction site and attempted to *drive it to a meeting* at a *Centreville detoxification center*. He is charged with *unauthorized use of a vehicle* and *driving while intoxicated*. He was an unemployed heavy equipment operator, and was walking to the meeting when he saw the vehicle, and decided to drive to his meeting. Apparently, he only got about two miles before being reported and stopped. He is currently being held at the Fairfax County Adult Detention Center on \$10,000 bond. Thanks to **The Washington Times!**
- **More meeting dates!** Here are the *1998 dates* for *Mark Wheeler’s club, “Our Model is Christ”*: January 11th, February 8th, March 8th, April 5th, May 3rd, June 14th, July 12th, August 9th, September 13th, October 11th, November 8th, and December 13th. The meetings are held at the First Christian Church on 320 Oak Manor Drive in Glen Burnie, MD from 2-5 P.M. in the Fellowship hall. For info, call (410)761-3863 or (410)551-4230. Bring a friend!



COMING EVENTS

- *March 1st-* Chesapeake Miniature Vehicle Collector’s club’s **35th Collector’s toy show** at the fire hall in Shrewsbury, PA.

- *March 7th- The Birmingham Classic NNL Model Car Show and Swap Meet* sponsored by the *Magic City Modelers* and *IPMS Birmingham*. Themes are *any vehicle that is lowered (we're talkin' on da ground!), and weathered vehicles (a.k.a. 'Down and Dirty!')*. For show info, contact Tommy May at (205)591-8038 or write Magic City Car Modelers at 5605 12th Avenue South Birmingham, AL 35222. For Vendor info, contact Dan Morgan at (205)739-1819 or write Magic City Car Modelers at P.O. Box 988 Cullman, AL 35056.
- *March 8th- Toy show* at the Stony Creek Democratic club on Fort Smallwood road in Pasadena, MD.
- *March 14th- MosquitoCon VII Model Contest* at the Wayne PAL Hall in Wayne, NJ. The main contest theme is "The Post-war dream, 1946-1956". Other awards will be made for: Best Mosquito theme, Small air force theme, and Tailhook. Adults-\$6, 17 and under-\$4, walk-ins-\$3. First five models entered free, additional models \$.50 each. For vendor and contest info, contact Bob Ladura (732)360-9733 or (732)360-9634, or Ron Dobrzelecki at (973)340-3650.
- *March 22nd- Toy show* at the Gilbertsville Fire Hall.
- *March 28th-12th Annual NNL East* in memory of **John Slivoski** from 9:30 A.M. to 5 P.M. at the PAL building on Baldwin Road in Parsippany, N.J. Themes this year are "**King of the Street**" which will include an award for the *best AMC big block car, best Ford big block car, best GM big block car, and best Mopar big block car*. The other theme is "**King of the Road**", an award for the best model of a *heavy, diesel-powered big-rig truck*. For general info or flea market spaces, call Ken Walkley at (201)641-0344, or E-mail at TSSMCKJW@aol.com.
- *April 5th- Capital Miniature Vehicle Auto Collecting club's Spring '98 meet* at the fire Hall in Dunn Loring, VA from 9 A.M. to 2 P.M. SASE for info to James William Brostrom 6632 Cardinal Lane, Annandale, VA 22003.
- *April 23rd to 26th-Spring Carlisle* at the Fairgrounds in Carlisle, PA.
- *April 25th-7th Annual Mid-Atlantic NNL model car show and swap meet* sponsored by the *Maryland Automotive Modelers Association* at the Ruhl Armory in Towson, MD from 9 A.M. to 3 P.M. Themes this year are *'1967' Cars, and 50's Customs*. For vendor info, contact Norman Veber at (410)768-3648, and for show info, contact Lyle Willits at (410)796-2768, or e-mail him at MAMAPrez@aol.com.
- *May 1st to 3rd- The North American Model Car Championship* at the Holiday Inn-Livonia West, 17123 N. Laurel Park Drive, Livonia, Michigan 48152, (313)464-1300, or (800)465-4329. For info, send *two first class stamps* to Contest Headquarters, 205 East Hibbard Road Owosso, Michigan 48867, or E-mail siegman@shianet.org.
- *May 8th to 10th-Carlisle Import-Kit/Replicar Nationals & Custom Compact Power Jam* at the Fairgrounds in Carlisle, PA.
- *June 5th to 7th- Carlisle All-Ford Nationals* at the Fairgrounds in Carlisle, PA.
- *June 7th-Twenty-fifth Annual Antique and modified Chevrolet Car show and flea market* at Sport Chevrolet in the Montgomery Auto Sales Park on US 29 & Briggs Chaney road. For info, call Jack Thompson at (301)384-1932, or Maureen Blades at (301)262-5148.
- *June 14th- 10th Anniversary Quince Orchard Benefit Auto Show* at Quince Orchard High School, on the corner of MD Rts. 124 & 28 in Gaithersburg, MD, from 8 A.M. to 4 P.M. Dash plaques, door prizes, goodie bags, food onsite, swap meet.
- *June 19th to 21st- Carlisle All-Truck Nationals* at the Fairgrounds in Carlisle, PA.
- *June 28th-11th Annual Mid-Atlantic Chevelle Show & Swap meet* from 9 A.M. to 5 P.M. at the Big 'M' drive-in in Churchville, MD. For info, call Tom at (410)796-7725 or Rick at (410)879-7893.
- *July 10th to 12th- Chryslers at Carlisle* at the Fairgrounds in Carlisle, PA.
- *July 24th to 26th- Summer Carlisle* at the Fairgrounds in Carlisle, PA.
- *August 28th to 30th- Corvettes at Carlisle* at the Fairgrounds in Carlisle, PA.
- *September 12th-34th Annual Laurel Lions club Auto Show and Flea market* at Laurel Park, in Laurel, MD.
- *October 1st to 4th-Fall Carlisle* at the Fairgrounds in Carlisle, PA.
- *December 5th & 6th-9th Annual Street Cars of Desire Car show and Automotive flea market* at the MD state fairgrounds, Cow Palace in Timonium, MD. Call (410)876-3842 (until 9 P.M. .S.T.) for further info.

CLASSIFIEDS

WANTED- (7) *Johan showcases*. Will trade for new Revell-Monogram cases. Also need a set of *Revell-Monogram Chevy Rally wheels*. Call Dave Lewis at (410)484-5070.


WANTED- *Pontiac parts (a man after my own heart!)*: '70 GTO tail light lenses, (2) sets of Rally II wheels, (1) set of 8-lug aluminum wheels, '69 Grand Prix rear bumper, chassis, parking and tail lights, (3) Pontiac engines, nose piece for a '65 Pontiac, and a front bumper, grille, and rear bumper for a '67 Corvette. All parts 1:25th scale, please! Call Joe Bush at (410)592-7926.

WANTED- Magazine articles or what have you on *Arnie 'The Farmer' Beswick's racing Pontiacs*. Will carefully copy and return! Contact Tim Sickle at (301)249-3830.

FOR SALE- Magazines-*HOT ROD*, November '88 thru October '95 (complete), and September '87, as well as *Car Craft* August '89, November '89, October '94, December '94; *Popular Hot Rodding* June '88-\$25 per issue, or \$10.00 takes all. See Tim Powers at a club meeting, or call him at (410)255-3976.


FOR SALE- Metal desk with measurements of 66" wide by 18" deep by 29" high. Perfect modeling table. \$25.00. Call Tim Powers at the number above.

WANTED- Old redline Hot Wheels cars, buttons, accessories, tracksets, catalogs, Georgia Highway Patrol police car pictures, Monogram show gum cards. Contact Kenneth King, 2803 Dee Peppers Drive, Knoxville, TN 37931 or e-mail to cking@usit.net.



Anyone having an item for the newsletter, whether it is a Bit, a Piece or even a Classified, it can be included by contacting one of the individuals listed below:

Timothy C. Sickle
15905 Ark Court
Bowie, Maryland 20716
(301)249-3830



Norman F. Veber
317 Roosevelt Ave., S.W.
Glen Burnie, Maryland 21061
(410)768-3648