

MARYLAND AUTOMOTIVE MODELERS ASSOCIATION

Volume 11, No. 9, May 1998

by: "GTO"

(The Maryland Automotive Modelers Association is a chapter of the IPMS)

Well gang, the April meeting had about 43 people in attendance. The hot topic of conversation (*again!*) had to be our upcoming *NNL show*. Well, all things considered, the show came off pretty well. We seemed to have a decent turnout of MAMA's BoyZ to help set up and tear down the hall on the big day, and while the final numbers are not final, I think we had a *little over 400 models* on the tables for everyone to drool over! A big *Thank Yew* goes out to all you guys who were there in one form or another, whether it was to help out, or display your creations-your club appreciates it! Now, watch for the coverage!

The raffle raised \$72.00 (*as well as \$29.00 from the box*) The club would like to thank the following raffle donors: *Brad, Mike Hemp, Ron Bradley, Mark Wheeler, the mysterious 'Mister X, and Replicas & Miniatures Co. Of MD.* Special thanks also go out to those listed below:


Tom Walsh,
The ERTL Company
Highways 136 & 20
Dyersville, IA 52040-0500

Ed Sexton/Bill Lastovich,
Revell-Monogram Models, Inc.
8601 Waukegan Road
Morton Grove, IL 60053-2295

'98 MEETING SCHEDULE

Well guys, here it is, just as I promised ya! Ain't it great when things work out like they are supposed to? Thanks to Matt Guilfoyle for his hard work in ensuring that we have a place to meet every month next year! Yup, we are back at the *Greenbelt Community center* multipurpose room for the dates listed below. As usual, the meetings start at noon, and last until 3 or 4 P.M. (*and maybe even later, depending on what is going on!*).

January 17th
February 21st
March 21st
April 18th
May 16th
June 20th



July 18th
August 15th
September 19th
October 17th
November 21st
December 19th

From the Baltimore Beltway (RT 695): Take Exit 7, Route 295 (*Baltimore-Washington Parkway*) south towards Washington approx. 18 miles to Route 193 (*Greenbelt Road*), and exit. When on the off-ramp, stay to the right and merge right onto Southway (see below).



From the Washington Beltway (RT 495): Take Exit 22 north, towards Baltimore. Stay in the right lane and take the first exit onto Route 193 (*Greenbelt Road*). When on the off-ramp, bear to the right and take Greenbelt road west, towards College Park. Stay in the right lane and immediately after passing over the Parkway, make a right (*at the light*) onto Southway (see below).

Once on Southway: Go straight to the second (*2nd*) STOP sign. Make a left onto Crescent road. Go to STOP sign and make a right into the parking lot behind the Greenbelt Library. Once in parking lot, look to right. The large, white building is the Greenbelt Community Center. Enter building using doors near fenced tot lot. The multi-purpose room is on the second floor. There is an elevator to the left of the entrance.

SNEAKIN' A PEEK!

This column appears as frequently (*or infrequently!*) as new releases from the manufacturers. The idea behind it is to give a "thumbnail review" of the releases as they hit the shelves with a more detailed review to follow at a later date (*hopefully!*). We'll see how it goes! How about this, gang? To better identify possible kit reviews, at the end of the item on the kit, the words 'Available' or 'Not Available' will appear. Obviously, any kit which is available may be reserved by a club member with a simple call to the Editor. Conversely, a kit which is 'Not Available' was either already reserved by someone, or was something new inserted by yours truly, and paid for with my hard-earned moolah! (*Ed. Note: The kits are listed in no particular order*):

- **Lamborghini Diablo Deluxe kit** (*Revell-Monogram #6666*): Molded in Yellow....reissue of earlier Diablo kit, this time including an assortment of paints, and a tube of glue. (*Available*)
- **Plymouth Prowler Deluxe kit** (*Revell-Monogram #6667*): Molded in Purple.... reissue of earlier Prowler, this time including an assortment of paints, and a tube of glue. (*Available*)
- **"RC Cola Wagon" Deluxe kit** (*Revell-Monogram #6668*): Molded in Red.... reissue of "Beer Wagon", in more politically correct form, this time with "RC Cola" graphics, also including an assortment of paints, and a tube of glue. (*Available*)
- **'69 Pontiac GTO Judge Deluxe kit** (*Revell-Monogram #6670*): Molded in Orange.... reissue of earlier, excellent Judge tool, this time including an assortment of paints, and a tube of glue. (*Available*)
- **"Quaker State" Outlaw Sprint Car** (*Revell-Monogram #2517*): Molded in White....Reissue of earlier Sprint car, this time with the colorful "Quaker State" graphics. (*Available*)
- **'48/'98 Ford 50th Anniversary kit set** (*Revell-Monogram #7654*): Molded in White....reissue of earlier versions of these trucks, packaged into one large box....decals include several business logos for the trucks, in addition to several varieties of license plates, underhood decals, and logos to replace molded on trim items at the builder's option. (*Available*)
- **'93 Ford Mustang Cobra** (*Revell-Monogram #2530*): Molded in White....correct from the outside....correct painted....correct Cobra-style wheels....decals include decal, window sticker, Cobra marking for intake, quarter windows, which mount clear tail light, which will be rear wing, and Cobra spoked gauge face decal, underhood Cobra snakes for front fenders, and two sets of license plates. (*Not Available*)
- **1932 Ford Roadster Pro Shop Series** (*AMT #8351*): Molded in Lt. Gray....*No photoetch as in Pro Shop Bel Air*....stock, street rod, and racing versions....stock 4-cylinder, optional Firedome Hemi V-8, equipped builder's choice of induction-a tunnel ram and two four-barrel carbs, tri-power, or a blower....metal axles front and rear....(2) sets of plates-'C ME GO', and '2 ME AN', both vintage NY, along with stock pinstripes, and a set of custom scallop panels. (*Available*)



[Note to all concerned: It has been brought to my attention of late that there is a potential problem with regard to the **review articles published in this newsletter**. Let me give you a little background on this subject. The model manufacturers (AMT, ERTL, Revell-Monogram, and Lindberg) all attempt to send our club current releases in exchange for our critiques on what we liked and didn't like about them. That means that we need to get written reviews published in the newsletter in a reasonable time frame to accomplish this. If you will recall, I have stood up at recent club meetings to enlist the aid of the members in attendance to get kit reviews. At present, Ron Hamilton has done more than his fair share of reviews. In the past, Lyle Willits also did his share of reviews, as well as yer Fearless Editor. If anyone wishes to see reviews written by someone else (or take a crack at it themselves), they need to contact me, in order to determine which kits are available for review. I don't have the time to chase anyone down and browbeat them for a review. Rest assured though, if you take a review sample, I will be your worst nightmare if I don't get a review within a reasonable time (right, Leonard?). You may also rest assured that if you take a kit for a review, and do not return it within a reasonable time, that you will not receive another!]

"TIM'S TIP"

Ever gone to your collection of *spare decals* and selected the perfect one for a project, only to find that the *carrier film has yellowed* to the point of making the decal useless? Yeah, me too.

Well, not too long ago. I was poking around the *rec.models.scale newsgroup* out on the *Internet*. Newsgroups are locations where people all over the world, who share a common interest, can post messages that the whole group can read. Many people have discussions, ask for and receive help, share commentary, some even post their own kit reviews. Any way, one day, a fellow named *Mike Driskill* posted a tip that he had discovered for recovering those wasted, yellowed decals.

Mike said that if you place the yellowed decal in a plastic bag and expose it to direct sunlight for a few days, the carrier film will be restored to its original clear state. Mike said he usually tapes his decal bag in a window with a southern exposure. Another guy posted that he just leaves his on his car's dash. The whole idea sounded goofy enough to be worth trying. I figured I'd either salvage a set of wasted decals, or get a laugh out of it.

I searched for the right set of decals and as luck would have it, I found I had two identical sets of equally-yellowed decals from an old Revell Stone, Woods, and Cook Willys Gasser kit. So I put one set in a zip-lock bag and placed it on the dash of my pickup truck for two or three days.

It worked. I was astounded, the exposed sheet was cleared up and once again ready for use. Give it a try yourself, you'll be glad you did.

By: Tim Powers

PADDY WAGON

[Revell-Monogram SSP #85-2543; 90 pieces; Metallic Blue, gold plated, clear, vinyl tires, (2) pre-painted figures]

This is a re-release of an old *Tom Daniel* kit, in addition to being a limited reissue in the SSP series. It includes two pre-painted figures, which are very nicely done. They look to be '*Keystone Kops*', one being a driver, the other a rider, that hangs on to the rear. I only wish they had included a *crook* to complete the package (*Modelers-we're just never satisfied, are we?*).

Engine: The engine is a thirteen-piece unit depicting a *Ford big block*, or *FE series* engine. This engine is not a common sight in street rods, probably because of its size, which seems to be the case here. There is no fan, fan belt, alternator, water pump, or distributor, and as if to top it all off, the timing cover is faint. The intake is also a problem because it has siamesed runners which FE series motors most assuredly do not have. The valley cover is also wrong. Replacing the engine with a smaller one would be the easiest way to fix the powerplant shortcomings. A V-6 from an S10 or a Ranger, and converting the intake and exhaust manifolds to fit might be the ticket. There is also a nice set of custom valve covers, which are not seen too often.

Chassis: The chassis is a fifteen-piece unit. It has the rear fenders, floorboards, and front axle cast as one piece. This seems to be acceptable. The rear axle assembly consists of four gold plated pieces depicting a nicely done quick change rear end, with coil springs and wildly sculpted trailing arms. There are equally odd-looking front radius rods. The rest of the suspension includes a tie rod, and a drag link.

Body: The body is a 'C' cab style, of course, consisting of seven pieces which looks pretty good. It could be easily modified for other uses. There are thirty-four other mostly gold plated pieces to trim out the body. The upholstery is diamond pleat, but mostly in the back. There is treadplate for the steps, and vintage custom parts for the controls, lights, etc. There is a typical large, flat windshield with integral frame, along with two clear headlight lenses. A pair of cycle fenders cover the front wheels, which are very nicely done, and could easily be adapted to other street rod projects. The decals are mostly vintage police markings, and should look good on a dark Metallic Blue paint job.

Tires: The fronts are Goodyears in marking only, with faint tread, while the rears are two-piece affairs, this time being Goodyear Blue Streak slicks. The wheels are the same ones utilized in the "*Ice T*" kit, which, coincidentally, is also a Tom Daniel creation.

Despite its faults, I like this kit. I'll replace the engine and have a nice addition to my collection, but the *two pre-painted figures are more than worth the price of admission, in my opinion*. These figures are

painted very well by hand by someone with tremendous talent, as well as a steady hand. There is skin shading, eye lashes, eye brows, eye color, and pupils. The buttons are gold., as are the badges. The hair is realistically colored. Then the *packaging-holy cow!* Each figure is in a plastic bag, then inserted into a bubblewrap bag, then wrapped in foam rubber with a rubber band! Yes, believe it-I think we modelers may have finally made a difference!

By: Rich Wilson

NEAT STUFF FOR REPLICA STOCK MODELERS-COLOR CHARTS; \$5.00 PER PAGE

Model Car World (MCW): P.O. Box 0518, Burlington, NC 27216-0518; Phone/fax (910)228-0240

If you build Replica Stock and use an airbrush, these color charts will save you a lot of time and effort.

Previously available from MCW were color charts for a very limited number of makes and years. Essentially, these were hand-sprayed paint samples on thin plastic sheet. Also included were listings of available paint combinations for that year. These color charts were sold for \$10.00.

Dave Dodge of MCW has a really extensive collection of factory paint chip charts. These are the sheets used by automotive paint shops and accurately show all the colors available for individual auto manufacturers. I have purchased these paint chip charts at swap meets, and they generally cost \$20.00 or more, depending on condition and availability.

Dave is now offering photocopies of the factory paint chips for the paltry sum of \$5.00 per page. Most makes consist of one page per year. Some years are made up of multiple pages, and show all colors for that manufacturer (*i.e. the Chrysler chart will also show Plymouth and Dodge*). The color copy is not a perfect representation of the paint color, but if you need a guide for your selection, these work well.

You should check for availability for your application, although I believe he has just about any post WW II chart.

Also offered are photocopy charts for MCW interior colors (#1238), and 4 1/2 ounce aerosol spray can colors (#4100), that are two pages each. These cost \$10.00.

These color charts offer a relatively inexpensive (*and easily obtainable*) reference for the Replica Stock modeler. Highly recommended!

Submitted by: Matt Guilfoyle

1958 PRO MODELER CORVETTE ROADSTER

[Revell-Monogram #85-5938; 1/25th scale; 145 pieces; White, chrome, clear, clear red, (4) Goodyear Polyglas GT (F70-15) vinyl tires, and (4) Goodyear stock 6.70-15's with tampo-printed wide whitewalls]

Engine: The 283 engine (*equipped with stock Rochester Fuel Injection or dual four-barrel carb set-up*) builds up from 26 nicely detailed pieces, including separate water pump, front timing cover, generator w/bracket, chrome fuel filter, oil filler tube, and chrome distributor shield. Two reprinted photos are included on the instruction sheet of the fuel injection system to aid in detailing. The dual carb set-up looks OK from the top, but if you turn them sideways, you could lose 'em (*very thin*).

Underhood detail: There are twelve pieces which comprise the engine compartment, including a separate battery (*nice*), air ducts w/air box, hood latches, wiper motor (*chrome*), master cylinder, steering box, and firewall. The radiator has a separate filler neck.

Chassis: The nicely detailed floor pan is separate from the frame, and includes molded-in wheelwells and trunk floor. The frame even has weld beads running down the bottom. The front suspension consists of seven pieces, including a separate idler arm, and is poseable. The rear suspension consists of six pieces. The exhaust system is assembled from three pieces, with realistic clamps molded in.

Wheels & Tires: The stock chrome wheel covers are quite nice, and receive separate spinners. Also

included are (4) chrome reverse rims with clean detailing (*they look real*), and (4) separate baby moon hubcaps. Tire options include (4) Goodyear Polyglas GT's, and (4) stock Goodyear 6.70-15's with tampon-printed wide whitewalls (*mine were painted off-center, so I'm patiently waiting for replacements*).

Body: This body looks just right. The side coves appear proportional to the body. They are also separate items, that glue in. The hood and trunk are separate items as well, with simple, operating hinges. Nice louver engraving on the hood, which shows up on the underside also. The round Corvette emblems are cleanly done, and fit into recesses at the front and rear ends. 3D uptop hardware is molded into the body and windshield frame. The antenna is molded in the down position on the rear fender. Fuel Injection scripts and crossed flags are molded in, and will probably get lost under a few coats of paint. As always, the windshield frame is a separate chrome piece with separate, chrome wipers. The door handles, and rear view mirror are also separate, chrome items. A really nice touch is the (4) piece open chrome grille. The rear bumper bracket hardware is molded in. (*Note: Where have all the sink holes, mold pins, and parting lines gone?*). I don't care, this body is clean, very clean, as is every piece in this kit. Clear headlights fit into chrome bezels up front, and clear red tail lights with chrome bezels slot into the rear fenders.

Interior: The interior builds up from a platform-style floor pan. Excellently engraved door panels and dash. The dash also has separate speedometer housing, and assist rail (*hand rail*) on the passenger side. Separate steering column w/signal indicator molded in, and chrome steering wheel. Full decal instrumentation, with a hole in the console for the clock decal to be mounted from the rear. The seats and center console are molded as a unit. Clutch, brake, and gas pedals hang off the dash.

Decals: Nice silk-screened, solvent-safe decals which include full instrumentation, scripts, crossed flags, wheel centers, front and rear emblems, and white Goodyear tire lettering. Underhood decals include (2) for the generator, valve cover HP rating (250 or 290), oil filter, injector body, radiator, and air box. Three license plates top it off-California 'RTE D66', Washington 'HDB 884', and Texas 'TJ 9601'. Also, a January '58 cover of Life magazine with Spencer Tracy on it, and a (3) piece set of red plaid luggage for the trunk. (2) Moon Eyes decals, and a Pro Modeler decal.

This kit appears to be very well done with smooth and clean plastic, meaning prep time will be kept to a minimum. With a little time, patience, and a Model Car Garage detail set (*due to the finely engraved scripts already on the body*), this kit will be great! The instruction booklet is very detailed and includes painting and modeling tips throughout, to aid in a realistic model. Factory paint and interior color options are also included. As far as the chrome goes, I can't say, because mine was bad and is being replaced, along with the aforementioned tires.

By: Bill Richards

BITS & PIECES

- Still more new stuff!! *Revell-Monogram* recently announced several new *NASCAR stockers*. First up is a set of four cars in a "*Legend series*" consisting of the #15 "*Wrangler*" '82 *T-Bird of Dale Earnhardt*, the #43 "*STP*" *Pontiac of Richard Petty*, the #44 "*Piedmont*" *Monte Carlo of Texan Terry Labonte*, and the last one is the #28 "*Hardee's*" *Monte Carlo of Cale Yarborough*. They also announced the availability of the "*Valvoline*" *Taurus*, "*Cheerios*" *Taurus*, the "*Mobil 1*" *Taurus*, and we're not done yet! They also announced the availability of *NASCAR Collector's tins*, including *Dale Earnhardt's "Goodwrench" Monte Carlo*, *Jeff Gordon's "Dupont" Monte Carlo*, *Terry Labonte's "Kellogg's" Monte Carlo*, and *Mark Martin's "Valvoline" Taurus*. Get yer orders in quick, 'cause I hear that some of these won't last!
- "Watch that first step!" An Oakton, VA man broke several bones recently when he *jumped off a 60-foot highway overpass* after a *half-hour car chase* through Manassas. Officers tried to stop Michael Colevas' Mustang after he ran a red light about 11 PM. Police would not say why he refused to pull over, or why he led them on the chase. Mr. Colevas eventually drove onto Route 66, where police put down *spike strips*, which punctured his tires. He then *bailed out of the car, and ran a short distance before jumping into what he thought was a ditch*. "*It was night. It was dark, and he's halfway over that guardrail when he realizes this is NOT a ditch!*" Manassas police Lt. William Spencer said. He was charged with *speeding to elude police, reckless driving, and littering* (*he threw several paper cups out the window during the chase*). He's in fair condition in a Virginia hospital.
- 'Little Big Rigs!' The gang at *Matchbox* are at it again. "*The Official Gas Tankers Collection*" consists of six big rigs-a '*Texaco*' *Peterbilt*, a '*Mobil*' *Kenworth Aerodyne*, a *British Petroleum DAF*

3300 Space Cab, a 'Shell' Mack, a 'Sunoco' Ford Aeromax, and a 'Citgo' Mack. They are approx. 7 3/8" long, and cost \$24.95 each, plus shipping and handling. You can reach 'em at 1-800-858-0102 from 9 AM-9 PM Monday-Friday EST.

- **RollsVagen? VolksRoyce?!** Seems as though I spoke a bit too soon last month about *BMW acquiring Rolls Royce* to the tune of 571 million dollars. An article in the May 8th issue of *The Washington Times* has *VW leapfrogging BMW for ownership of RR for a staggering 702 million dollars!* Vickers PLC (*RR owners*) have agreed to the deal, and it is recommending approval to shareholders. If VW is successful, they may be *without engines* to power the cars, though! Seems as though *BMW supplies about 30 percent of the engines used in the cars.* and in earlier negotiations, BMW chief said his company would stop deliveries on short notice if a bid was accepted from someone other than BMW. VW also promised to take over *engine-maker Cosworth* from Vickers. Vickers plans to allow shareholders to decide between the opposing bids at a special meeting on June 4th.
- **SAV-a SUV by any other name!** And speaking of BMW, word is that they will be bringing out a SAV-a "Sports Activity Vehicle." "It will combine the responsive performance of a BMW sports sedan with the roominess, flexibility, and all-weather capability of an SUV," according to BMW's US chief. It will be built at the Spartanburg, SC plant (*where Z3's are also built*).
- **"Unsafe at any speed."** How about *6 feet under?!* 84-Year-old Rose Martin was *recently laid to rest* in Providence, Rhode Island *in her 1962 Corvair!* She drove the little Corvair around the small town of Fall River, Massachusetts for *36 years!* Her headstone shows a picture of her and the car. The car was prepared for the service by removing the engine, steering wheel, and seats and cutting a 14" section from the rear to make room for her casket. Everyone admitted it was a shame to cut the little car up, but they were merely carrying out her wishes. Mrs. Martin paid \$2,500 for the car brand new.
- **Roundy-Rounders in Anne Arundel county?!** County council members recently approved *zoning for a 54,800 seat race track and stadium in Marley Neck (a former copper refinery).* The developers, *The Middle River Racing Association,* have already announced that the owner of *South Boston Speedway* in *South Boston, VA* has *agreed to move his NASCAR Busch Series race to the track, if built.* The race track design must still be reviewed by county planners to see if they meet the 16 conditions for noise limits, building size, and other factors spelled out in the legislation. *We'll see!*
- **Speakin' of NASCAR!** The *rumor mill* is up to racin' speed! Seems as though the *BSR website* on the Internet has detailed a *possible 1/16th scale Taurus stock car* from *Revell-Monogram* in their *ProModeler series!* Anticipated features include: *approx. 250 pieces, (2) different nose pieces (short track/Superspeedway), clear hood option, real aluminum rear spoiler, operating roof/cowl flaps, working front/rear hinges, fabric window net w/photoetch fittings, fabric seat belts w/photoetch hardware, photoetch rotors w/detailed hubs and calipers for (2) wheels, 5-piece photoetch fuel filler w/machined overflow, accurate tires manufactured from specially-developed Goodyear rubber, 31-piece engine assembly, hoses and wiring included, steerable front end, and real springs for the suspension.* As far as graphics are concerned, the #28 "*Havoline*" Ford is a strong contender. Their website can be found at *www.BSRREP.com,* so check it out!!
- **"Back from the dead, and goin' to jail!"** A Baltimore County Financial Planner arrested on a *drunken-driving charge* pleaded *guilty* recently to *attempted forgery for faking his own death to beat the DUI case!* *Peter C. Gentry,* who was arrested in Warrenton in '91, claimed *he died a month later in a California auto crash,* and sent a *fake death certificate* to Fauquier county authorities, who then *dismissed the case!* Apparently, he tried the same thing 4 years later in Maryland, for another drunken-driving charge. Mr. Gentry, 41, was finally caught when the *same police officer* who *arrested him for the DUI in Maryland* saw him run a *Stop sign a month later.* That was *after MD* authorities received a *death certificate saying Gentry died in Africa of a fever.* Word of his '*Resurrection*' reached VA after the statute of limitations ran out on his drunk-driving charge, but prosecutors indicted him for *forgery* last month! He pleaded guilty to a lesser charge of *attempting to pass a forged document,* and prosecutors recommended a two-year suspended sentence. He faces *up to 10 years in prison* when he is sentenced June 17th. His attorney says *he has overcome a drinking problem* since the drunken-driving arrests. *I guess the alcohol dulled his brain-permanently!*
- **More meeting dates!** Here are the *1998 dates for Mark Wheeler's club, "Our Model is Christ":* January 11th, February 8th, March 8th, April 5th, May 3rd, June 14th, July 12th, August 9th, September 13th, October 11th, November 8th, and December 13th. The meetings are held at the First Christian Church on 320 Oak Manor Drive in Glen Burnie, MD from 2-5 P.M. in the Fellowship hall. For info, call (410)761-3863 or (410)551-4230. Bring a friend!

COMING EVENTS

- *May 14th to 18th-* "Cruisin' Ocean City '98" will include a parade of street rods, car contests and prizes, and games and giveaways. For info, write Cruisin Ocean City '98, P.O. Box 616 Mayo, MD 21106 or call (410)798-6304.
- *May 14th to 17th-* **24th Annual East Coast Military Vehicle Rally** at the Aberdeen Proving Grounds.
- *May 16th-* **All-Ford show** at 75-80 Dragway in Monrovia, MD
- *May 17th-* **A Day by the Bay XV, Downs Park Spring Dust-off** in Pasadena, MD from noon to 4 P.M. Cars up through 1975 only, dash plaques to first 70 registered vehicles. Bring a lunch-picnic tables, shade trees, the bay, and a snack bar are located at the park!
- *May 22nd to 24th-* **Big M Spring Bash car show, swap meet, flea market, and car corral.** Live entertainment, fireworks, Top 150 Judged award, room for 1,000 cars! Call or write for info to: Wyre Productions Inc., P.O. Box 111, Churchville, MD 21028, PH. (410)879-5558.
- *May 24th-* **12th Annual Supreme Chevy/All-GM Sunday** at 75-80 Dragway in Monrovia, MD. Two-day event featuring Drag racing, swap meet, car show & car corral. All Chevy-powered and GM vehicles welcome!
- *May 30th-* **The Spring Funny Car Classic** at MIR.
- *June 5th to 7th-* **Carlisle All-Ford Nationals** at the Fairgrounds in Carlisle, PA. Win a '63 *Falcon Sprint!*
- *June 6th and 7th-* **14th Annual Super Stock Reunion** at Norwalk Raceway Park in Norwalk, Ohio. Nitro Top Eliminator, funny car, fuel bike, Jr. Fuel, Comp Eliminator, A/Gas, Pro Nostalgia, Nostalgia Super Stock, Pro ET, Flowmaster Muffled bracket, Factory Lightweight Concours, '400' Club (*all 1967-1971 factory 400 hp cars*), and display are some of the things expected to take place. More info? Visit the web site at superstockreunion.com!
- *June 6th-* **Street Rod Nats** at the fairgrounds in York, PA.
- *June 6th-* **Late Great Chevy show** at Win Kelly Chevy in Clarksville, MD
- *June 6th-* **The Big Rig Truck Nationals** at MIR.
- *June 7th-* **Twenty-fifth Annual Antique and modified Chevrolet Car show and flea market** at Sport Chevrolet in the Montgomery Auto Sales Park on US 29 & Briggs Chaney road. For info, call Jack Thompson at (301)384-1932, or Maureen Blades at (301)262-5148.
- *June 14th-* **10th Anniversary Quince Orchard Benefit Auto Show** at Quince Orchard High School, on the corner of MD Rts. 124 & 28 in Gaithersburg, MD, from 8 A.M. to 4 P.M. Dash plaques, door prizes, goodie bags, food onsite, swap meet.
- *June 19th to 21st-* **Carlisle All-Truck Nationals** at the Fairgrounds in Carlisle, PA.
- *June 27th-* **All-Ford and Mustang club show** at Crystal Ford in Silver Spring, MD.
- *June 27th-* **The Superchargers Showdown** at MIR.
- *June 28th-* **11th Annual Mid-Atlantic Chevelle Show & Swap meet** from 9 A.M. to 5 P.M. at the Big 'M' drive-in in Churchville, MD. For info, call Tom at (410)796-7725 or Rick at (410)879-7893.
- *July 8th-* **Pro Street Invitational** at MIR.
- *July 10th to 12th-* **Chryslers at Carlisle** at the Fairgrounds in Carlisle, PA. Win a '76 *Feather Duster!*
- *July 19th-* **Fort Smallwood Park Rod Run Picnic** sponsored by *Vintage Tin of MD.*
- *July 24th to 26th-* **Summer Carlisle** at the Fairgrounds in Carlisle, PA. Win an '82 *Z28 Camaro!*
- *August 22nd-* **The Jet Car Nationals** at MIR.
- *August 28th to 30th-* **Corvettes at Carlisle** at the Fairgrounds in Carlisle, PA. Win a '78 *Pace car!*
- *September 12th-* **34th Annual Laurel Lions club Auto Show and Flea market** at Laurel Park, in Laurel, MD.
- *September 25th to 27th-* **7th Annual President's Cup Nationals** at MIR..
- *October 1st to 4th-* **Fall Carlisle** at the Fairgrounds in Carlisle, PA.
- *October 17th and 18th-* **5th Annual Ford Fever Classic** at MIR presented by Washington Area Ford dealers.
- *November 7th-* **1998 NNL Southern Nationals** from 10 A.M.-4 P.M. at the Smyrna Community Center in Smyrna, Georgia. Main themes are '*Animal House*' (*any car named after a Firebird, Barracuda, Viper, Impala, etc.*) and '*Big, Ugly cars*' (*If it's huge, hideous, and sucks gas, it's in!*). For info, contact Paul Wehner 2459 Jacks View CT Snellville, GA 30078 (770)985-5953.

- *December 5th & 6th-9th Annual Street Cars of Desire Car show and Automotive flea market at the MD state fairgrounds, Cow Palace in Timonium, MD. Call (410)876-3842 (until 9 P.M. .S.T.) for further info.*

CLASSIFIEDS

WANTED- *Saleen-style rear wing for Mustang GT.* Contact Zoli Honeczy at (301)805-1149.

WANTED- *Removable hardtop from any XKE Jaguar convertible kit.* Also, complete BMW Isetta kit wanted (any manufacturer). Contact Tom Gunshannon at 579 Washington Avenue Larksville, PA, 18651 (717)288-8888.


WANTED- *(7) Johan showcases.* Will trade for new Revell-Monogram cases. Also need a set of *Revell-Monogram Chevy Rally wheels.* Call Dave Lewis at (410)484-5070.

WANTED- *Pontiac parts (a man after my own heart!):* '70 GTO tail light lenses, (2) sets of Rally II wheels, (1) set of 8-lug aluminum wheels, '69 Grand Prix rear bumper, chassis, parking and tail lights, (3) Pontiac engines, nose piece for a '65 Pontiac, and a front bumper, grille, and rear bumper for a '67 Corvette. All parts 1/25th scale, please! Call Joe Bush at (410)592-7926.

WANTED- Magazine articles or what have you on *Arnie 'The Farmer' Beswick's racing Pontiacs.* Will carefully copy and return! Contact Tim Sickle at (301)249-3830.

WANTED- Old redline Hot Wheels cars, buttons, accessories, tracksets, catalogs, Georgia Highway Patrol police car pictures, Monogram show gum cards. Contact Kenneth King, 2803 Dee Peppers Drive, Knoxville, TN 37931 or e-mail to cking@usit.net.

RUBES/LEIGH RUBIN



The Oscar Mayer stunt driving team

TIM'S WORLD



Anyone having an item for the newsletter, whether it is a Bit, a Piece or even a Classified, it can be included by contacting one of the individuals listed below:

Timothy C. Sickle
15905 Ark Court
Bowie, Maryland 20716
(301)249-3830

Norman F. Veber
317 Roosevelt Ave., S.W.
Glen Burnie, Maryland 21061
(410)768-3648