

MARYLAND AUTOMOTIVE MODELERS ASSOCIATION

Volume 12, No. 10, June 1999

by: "GTO"

(The *Maryland Automotive Modelers Association* is a chapter of the *IPMS*)

Well gang, the May meeting had 40 people in attendance, including *Chad "The Chadwick" Shapiro!* As for the *highlight* of the meeting, I understand "*Prez*" Lyle offered *congrats to our NNL show winners* in attendance. I hear there was also some *discussion* about an *auction* in the month of *September?* I wouldn't know about such things, as I was not in attendance (*Gasp!*)! Seems as though I came into possession of *two tickets* for the *NASCAR Winston Cup race at Richmond*, so Debbie and I packed up the truck and took off! *Didja miss me?! Nope, I didn't think so!! Oh, well!*

The raffle raised *\$74.00 (as well as \$38.00 from the box)*. The club would like to thank the following raffle donors: *Ron Palmer, Ron Bradley, Mike Hemp, Brad, Joe Atwell, Lyle "da Prez" Willits, yours truly (boy, now's there's a good trick!), and Replicas and Miniatures Company of Maryland.* . Special thanks also go out to those listed below:

Tom Walsh,
The ERTL Company
Highways 136 & 20
Dyersville, IA 52040-0500


Ed Sexton/Bill Lastovich,
Revell-Monogram Models, Inc.
8601 Waukegan Road
Morton Grove, IL 60053-2295

Just in case the word does not get around (*I will not be in attendance at the June meeting either-family function this time. Honest!!*), my family and I would like to extend our *sincere thanks* for all the *thoughts and prayers from you, the members of MAMA* with regard to the *recent passing of my father*. It is a difficult time right now, and knowing that I have friends such as you makes it easier to get from day to day! *Thank you!* I would also like to extend these same wishes and prayers to *Harold and Susanne Bradford*, in the *death of Brad's mom, Mary*. Many of you knew her, as she would frequently attend our meetings. She was fun to be around, and I am sure she will also be missed. I am certain that I can speak for the club in offering *condolences, Brad and Susanne*.

'99 MEETING SCHEDULE

Well guys, here it is, just as I promised ya! Ain't it great when things work out like they are supposed to? Thanks to Matt Guilfoyle for his hard work in ensuring that we have a place to meet every month next year! Yup, we are back at the *Greenbelt Community center* multipurpose room for the dates listed below. As usual, the meetings start at noon, and last until 3 or 4 P.M. (*and maybe even later, depending on what is going on!*).

January 16th
February 20th
March 20th
April 17th
May 15th
June 19th



July 17th
August 21st
September 18th
October 23rd ~
November 20th
December 18th

~ Note: This is the *Fourth Saturday!*

From the Baltimore Beltway (RT 695): Take Exit 7, Route 295 (*Baltimore-Washington Parkway*) south towards Washington approx. 18 miles to Route 193 (*Greenbelt Road*), and exit. When on the off-ramp, stay to the right and merge right onto Southway (see below).

From the Washington Beltway (RT 495): Take Exit 22 north, towards Baltimore. Stay in the right lane and take the first exit onto Route 193 (*Greenbelt Road*). When on the off-ramp, bear to the right and take Greenbelt road west, towards College Park. Stay in the right lane and immediately after passing over the Parkway, make a right (*at the light*) onto Southway (*see below*).

Once on Southway: Go straight to the second (2nd) STOP sign. Make a left onto Crescent road. Go to STOP sign and make a right into the parking lot behind the Greenbelt Library. Once in parking lot, look to right. The large, white building is the Greenbelt Community Center. Enter building using doors near fenced tot lot. The multi-purpose room is on the second floor. There is an elevator to the left of the entrance.

SNEAKIN' A PEEK!

This column appears as frequently (*or infrequently!*) as new releases from the manufacturers. The idea behind it is to give a "thumbnail review" of the releases as they hit the shelves with a more detailed review to follow at a later date (*hopefully!*). We'll see how it goes! How about this, gang? To better identify possible kit reviews, at the end of the item on the kit, the words 'Available' or 'Not Available' will appear. Obviously, a club member may reserve any kit that is available with a simple call to the Editor. Conversely, a kit which is 'Not Available' was either already reserved by someone, or was something new inserted by yours truly, and paid for with my hard-earned moolah! (*Ed. Note: The kits are listed in no particular order*):

- **Dodge Sidewinder Concept truck** (*Revell-Monogram #7662*): Molded in white...Nice 11-piece V-10 powerplant...front and rear suspensions consist of 6 pieces each...2-piece dual exhaust system w/decals for mufflers...interior/pickup bed molded as a unit, w/drop-in door panels, console/rear interior wall...bucket seats are 2 pieces each...1piece dash, w/steering wheel/column mounting to it, decals for gauges...Beautiful flame-treaded tires (faithful to original!) and MASSIVE 5-spoke chrome mag wheels (big 'n bigger)...disc brake rotors also included...Glass is bagged!!!...body comes in left and right halves, w/separate hinged hood, tonneau cover, and bumpers...top also included. (*Not Available*)

*[Note to all concerned: It has been brought to my attention of late that there is a potential problem with regard to the **review articles published in this newsletter**. Let me give you a little background on this subject. The model manufacturers (AMT/ERTL, Revell-Monogram, and Lindberg) all attempt to send our club current releases in exchange for our critiques on what we liked and didn't like about them. That means that we need to get written reviews published in the newsletter in a reasonable time frame to accomplish this. If you will recall, I have stood up at recent club meetings to enlist the aid of the members in attendance to get kit reviews. At present, Ron Hamilton has done more than his fair share of reviews. In the past, Lyle Willits also did his share of reviews, as well as yer Fearless Editor. If anyone wishes to see reviews written by someone else (or take a crack at it him or herself), they need to contact me, in order to determine which kits are available for review. I don't have the time to chase anyone down and browbeat him or her for a review. Rest assured though, if you take a review sample, I will be your worst nightmare if I don't get a review within a reasonable time (right, Leonard?). You may also rest assured that if you take a kit for a review, and do not return a review of it within a reasonable time, that you will not receive another!]*

Seminar Listing

Bare Metal Foil-Ron Hamilton ✓

Gold Foil application-Matt Guilfoyle ✓

Fear of Photoetch-Lyle Willits (?) ✓

Interior Detailing

Door Hinges

Engine Detailing-Norman Veber

Paint Polishing

Airbrush Technique

Restoration of a Built-up model

Decal Application

Scratchbuilding small details (*acetate windows, antennas, etc.*)

Building a resin kit/conversion

Tire Detailing

Lamborghini Diablo Roadster

[Revell-Monogram SnapTite; 28 pieces; Metallic blue, tan, clear, clear red, vinyl tires]

The *Diablo Roadster* debuted in the Spring of 1992 at the *Geneva Auto Show*. It was a *Lime Yellow pearl color*, and featured a windscreen so low as to be almost totally useless (but it sure looked good!). But it was a big hit. It was the Winter of 1995 before the street version was ready for public consumption. 45 to 50 percent of production (250 a year!) were Roadsters and continued unabated until 1999. It is the 1995-1998 Roadster that Revell-Monogram has produced in this kit.

Although there is a *separate engine cover*, it doesn't open. It wouldn't matter anyway, as they couldn't even include a rudimentary engine, as they did with their Acura NSX or Impala SS kits. This kit is obviously aimed at the younger market, with only 28 pieces, and Snap construction. What you get is *correctly proportioned*, I just don't understand why the *body* could not have been *polished and/or clearcoated* like AMT's Copperhead, or Lindberg's Atlantic. All are aimed at the same audience, and shiny sells better than dull.

The *chassis pan* is very realistic, with all 4 lower A-arms and quad exhaust tips. The *wheels* are *accurate in shape*, but too shiny. They look great, but need to be stripped and metalized. If you detail paint the brake rotors on the wheel backs, it will add greatly to the realism.

The *interior* and its parts are accurate, but molded in tan plastic, rather than the white as on the box art model. The *tires* are *Michelin XGTZ directionals*, though they should be *Pirelli P-zeros*. The set in the review sample show poor engraving or bad casting as the lettering and tread are all washed out.

The only downside of the kit has to be the *ghastly peel and stick markings!* Kids, please get your parents to destroy these stickers ASAP (if not sooner!), just hang onto the *Diablo logos*, OK?

Why *Lamborghini* calls this a *Roadster* I don't have a clue, because it seems closer to a *Targa*. There is a hard panel that clamps in place, but Revell-Monogram didn't give us this piece. On the real car, it stores on top of the engine cover. I will paint and detail this kit to display it with my *twin Diablo VTs*. In summation, a nice kit for the target market, which with a bit of work would also make a nice shelf model for the older 'kids' among us!

By: Rick Wilson

1966 Olds 442 Convertible

[AMT/ERTL #6275; 1/25th scale, modified reissue]

Last year, AMT/ERTL followed in Lindberg's footsteps in issuing a *mid-sixties Oldsmobile 442*, the Lindberg offering being a '67 *W30 coupe*, while the AMT/ERTL offering was a '66 *W30 coupe*. I can honestly say that even though I liked the Lindberg offering, AMT/ERTL's version came off much better in terms of detail and general body and interior proportions. The Lindberg version, in its simpler form, was easier to assemble, with the possible exception of the front bumper and grille, and lack of positive locators for the front and rear bumpers.

Even though this kit is listed as a skill level 2 kit, its high level of detail shows that this kit is marketed more towards the adult modeler, and it just screams out for the judicious use of aftermarket parts from the various cottage industry manufacturers.

Engine: In my opinion, *this is the absolute best Oldsmobile engine assembly offered in any scale*. This engine represents the 400 cubic inch V-8 with the single 4-barrel carburetor, and a 4-speed manual transmission. The engraving and texture on this assembly is nothing short of fantastic! My dad had a 1965 Olds 98, and this engine is not the same as the 400 and 425 engines were decidedly different. The engine includes the following accessories: Quadrajet carburetor, power steering, A/C, and an open element air cleaner, complete with engraving for '*Oldsmobile*' and '*442*' embossed on the lid. Curiously, there is an upper on the A/C compressor, but none on the power steering pump or the alternator. Well, the aftermarket can solve this minor problem, if the builder chooses to go that route. Other underhood detail includes a beautifully engraved firewall with a separate brake booster. The radiator mounts to tabs on the chassis. Curiously, it is engraved on one side only.

Chassis: The chassis is AMT/ERTL's separate frame, the same unit as in the coupe kit. Very well detailed, but with a simplified front suspension setup. Notice that there are two motor mounts on the chassis, which line up with tabs on the engine block, for a realistic appearance. The rear axle and suspension are very well detailed, and include a separate sway bar, as well as upper and lower trailing arms, and drum brake detail at each wheel. This frame mounts into strategically located holes in the body and interior floor for a precise fit.

Wheels/Tires: Rolling stock consists of AMT's Firestone Wide Oval tires with the groove in them for the builder's choice of line color, a set of *Billet Specialties wheels*, and a set of *wire wheel covers with 3-prong spinners*, which are unique to this kit. They are well engraved, *but lack the Oldsmobile rocket emblem in the center*. A better choice in tires would be the American Satco Firestone, or a Monogram Power Cushion tire from the '65 Impala kit, as the Firestone Wide Oval was an original equipment tire in '67 and '68.

Interior: The interior differs from the coupe in that the convertible-specific rear interior panels with molded-in doglegs are included. I wish the manufacturer could have changed the front bucket seats, because, to my eyes, their shape is wrong. The '67 Impala SS427 includes the correctly shaped seats.

Body: The body represents the subject matter very well. The proportions are right on target, and are actually better than the coupe version. The builder has a choice of an uptop, as well as a convertible boot. Both of these items feature a nice vinyl-like texture engraved on them, and the boot even includes a few wrinkles in it, just like the real thing! I wish for a more positive attachment for the front bumper/grille to the body. There exists a small ridge on the edge of the front fenders, but one has to exhibit great care in that the application of cement does not ooze from the joint onto the painted surface.

As I have said before, no kit is perfect, but I can say one thing-AMT/ERTL has done their homework on this one. While the subject matter may not be dramatic enough to propel this kit to *Kit of the Year* among the modeling public, it is an excellent kit for the adult modeler. *Buy this one!*

by: Ron Hamilton

Street Machine Superset (AMT/ERTL)

'67 Impala Street Machine

[88 pieces; lt. Gray, chrome, clear, clear red, vinyl tires]

This is the same street machine as released it seems mere months ago. And, for that reason, I will not belabor the point with this kit, except to hit the highlights.

It still includes the **great lookin' fuel-injected intake system**, and **matching custom valve covers, billet aluminum steering wheel** and **mag wheels**. These three groups of parts are well worth the price of admission alone! Also included is a multi-piece stereo system. What I don't understand is, why a lowered suspension was not included for this great kit? And while they were at it, why not also include custom seats, and tuned headers?

'67 Chevelle Street Machine (Pro Street)

[108 pieces; lt. Gray, chrome, clear, clear red, vinyl tires]

This kit has been out before, but not for a few years. It cannot be built stock, and while I'm not a big Pro Street fan, it depicts the subject very well. Highlights include an interior made up to look like aluminum panels, Recaro seats with seat belts and shoulder harnesses, full roll cage, and a smooth firewall.

The engine looks good as well, but should have a blow shield. Tunnel rams are not terribly streetable, and this feature also dates this kit. The alternator has a properly shaped bracket attached to it. The exhaust headers are my favorite pieces, with header mufflers cast integrally. The builder has a choice of velocity stacks, or small air cleaners, to top off two reasonable looking chromed Holley 600 carbs.

The chassis is 2/3rds stock, with a **tubbed**, or **'back halved' chassis**. The wheel tubs look more like widened stock units than anything else. The rear suspension features chrome spring shocks, and 4 trailing arms, not to be confused with the 4-link setups in use today. This can be easily rectified by use of an aftermarket 4-link setup, available from several sources. The tie rod appears to have been pirated from an off-road dump truck, and attaches to the lower A-arms, rather than the spindles.

The tires included leave me a bit confused. The fronts are the stock, hollow Firestones we've seen before (and didn't think much of them), while the rears are hollow Goodyear Blue Streak dragway specials. Although nice looking, totally impractical for the street. Also included is a pair of the previously mentioned drag slicks with tread engraving, and no sidewall lettering at all. Now, what I don't understand is this-why didn't AMT give us **the really great set of Pro Street tires** included in the **'70 Superbee kit**?! The **Centerline wheels** on the box art model have been replaced with different wheels with a cross design.

'66 Nova Street Machine (Pro Street)

[114 pieces; lt. Gray, chrome, clear, clear red, vinyl tires]

And, last but certainly not least, this kit, which is the main reason this assortment should sell. This kit, and its **'sister kit' (the stock version)** are so popular, I suspect AMT could keep this kit in continuous production. This kit is done **'right'** with two minor exceptions.

The **engine** is a nicely detailed **small block** with a **Weiland dress-up kit**-dated but nice. The tunnel ram is impractical, but that's normal with Pro Streeters.

The **chassis** is really nice, with wheel tubs featuring realistic ribbing, Pro Street rear frame, and long subframe connectors like a real car would have. Unfortunately, the rear suspension is a leaf spring setup, which begs to be replaced with a 4-link setup.

The **firewall** and **inner fenders** also feature nice ribbing detail. The **interior** is a study in contrasts. The **dash** has a **competition flavor**, but the kit has a **stock steering wheel**. Sheet metal door panels, with stock front and rear seats, and console/shifter. Strangely, **no roll cage** is present.

Nice extras include steering box (*unusual for kits of this age*), front shock tops, and an extra long-block to display on the engine stand which is also included.

There is one large decal sheet for all 3 kits, and most are horrible looking. Graphics are supposed to complement a paint job, but these are terrible. The only acceptable set is for the Nova, and they are still a bit too much. It consists of a tri-color rainbow stripe, and a green rocketeer panel motif with Heartbeat stripe. Either one is OK, but together, are ghastly.

By: Rick Wilson

70 Buick GSX 2 'n 1

[Revell-Monogram #85-2583; 1/24th scale, modified reissue]

Well gang, here we go with the *third iteration* of this kit, *first issued in 1989* as a replica stock-only version of the *GSX variation* of the *1970 Buick GS455*. The second variation of the kit was that of a street machine with graphics, *'sawtooth' modular alloy wheels* which mounted a set of big 'n little tires, a raised rear suspension, and a flat hood with a hole cut in it for carburetor clearance for the tunnel ram intake manifold, dual carbs, and ram tubes. This version of the kit combines the first two versions, along with some new graphics. I'm going to make this short and sweet. I wish the manufacturer would take this kit in a different direction, which would build into a *regular version* of the *Buick GS455*. A couple of aftermarket companies, specifically, *MPB Products* and *Performance Detail Products*, produced *photoetched emblem sets* that would accomplish this goal. These sets may be a bit hard to find but that is the reason we attend the number of shows that we do.

This kit has been reviewed in the past, and I must concur that it builds into a *more than passable replica of the subject matter*. The *advantage* that this version exhibits over earlier ones is that of the *new decal sheet*, which gives the builder the *option* of building this car in *both available colors for the GSX-white, and yellow*. There are also new graphics for the street machine version of the car. I like them, as they are very contemporary. Unfortunately, most of the remainder of the street machine pieces are outdated. I haven't seen a *tunnel ram* on a street-driven car for some time now. Additionally, the *wheels* are also out of date. A *set of 5-spokes* out of the *Alternomad kit* would have given this kit more of a *contemporary look and feel*.

If you have yet to purchase one of these kits, and you like the subject matter, what are you waiting for? *Buy it!!* It is a good kit, even if somewhat dated. Now, if I can just locate one of those *photoetched detail sets! Hmmm!*

By: Ron Hamilton

Top 10 List of Auto Flubs

According to a survey of more than 15,000 automotive technicians conducted by *Pennzoil Products company*, some of us are not putting as much care into our vehicles as we should be. The technicians reported encountering a number of very unusual problems with vehicles-including those caused by owners trying to "*fix*" their vehicles-in the survey. The following are the *10 most interesting problems* the technicians encountered.

1. A chicken trapped in an air filter
2. A snake wrapped around a brake rotor
3. A duck call stuck (*quacking!*) in a vacuum hose
4. Mud guards installed on the front of wheel openings (*It WAS a front-wheel drive car, wasn't it?*)
5. Snow tires mounted on the rear of a front-wheel drive vehicle
6. Drano used in place of motor oil
7. Oil used to repair squeaky brakes (*stopped squeaking, didn't they? About all they stopped, eh?!*)
8. A burned-out taillight repaired with an AA battery, electrical tape, and a Christmas light bulb
9. Duct tape used to repair a flat tire
10. A length of rope used as a windshield wiper (*Word is that at least one of our group has "Been there, done this!!"*)

(Thanks to MAMA member *Ed Brown* for this top 10 list!)

Project 57

I got wind of a very interesting project taking shape on the *Model List website*. Read on for details.

It is called *Project 57*. It was suggested that several experienced model builders consider instructing on-line, step by step, how they accomplished a *build-up* of *AMT/ERTL's 1957 Chevy Bel Air* for the benefit of List members new to the hobby. They would use either the Pro Shop or regular versions. That single suggestion has snowballed into *eleven different versions (!)*, including, but not limited to *factory stock, lowrider, NASCAR, Two Ten conversion, custom, and weathered*. Message bulletin boards are being set up to post building instructions and in-progress photos for reference.

American SATCO has donated 39 sets of their Aoshima wheel and tire sets for use on Model List members' project cars, in addition to offering some *discounted '57 Chevy kits purchased for List members*. They are also willing to *provide space* on their website to *post instructor's project cars*.

The Last Detail Inc. is donating some free *'57 Chevy decal sheets*.

Scale Motorsport USA is donating some *'57 Chevy seat pattern decals*.

The gang at *The Model Roundup* is offering *discounted '57 Chevy kits* to members.

All American Models is offering a deal on their '57 Chevy conversion kits, and proprietor *Art Anderson* will be giving instructions on how to work with resin models, as he builds up a version of one of his *Black Widows*.

Organizers of the Toledo NNL show have offered to provide a special display table at the next NNL for all List members to display their work.

Well-known *Scale Auto Enthusiast contributor Pat Covert* will also participate in this project.

All of these companies deserve special mention for offering their merchandise and their time (at their own expense) to benefit everyone involved in this undertaking. Not one of these companies was approached and asked for their help. They are all Model List members who decided to be a part of this project of their own accord. Please bear this in mind when you look for places and ways to spend your future hobby dollars.

The project kick-off date is June 1st, and the pace is expected to be a leisurely one, with one construction step approximately every two weeks, with completion expected some time in the month of August. Anyone interested in joining in on this project may join the *Model List* at the following on-line address:

www.geocities.com/motorcity/speedway/5798

Special thanks for the preceding information must go out to *Leon Tefft*, a *CARS in Miniature member*.

BITS & PIECES

- **MD Saves the whales!!** An article in The Washington Times details measures that the *Maryland State Police* are taking to resurrect their fleet of aging Chevy Caprices! They feel that, to take another page from the 6 million-dollar man's book, "We have the technology, we can rebuild them." Rather than shelling out the bucks for Ford Crown Victorias, they are sending their aging fleet to *Patrol Car Specialists* in Manchester, PA for a 'reinvigoration' which includes new engines, rebuilt transmissions, new brake systems, new electrical motors, suspension parts, water pump, tires, batteries, rebuilt radiators, seats, and trunk carpet linings. Additionally, the undercarriages are water-blasted, and the bodies are repainted as needed. After this procedure, they are warranted for three years. All this at about half the price of a brand new Ford. Besides, some officers would take a 350 Chevy over the Ford any day of the week, saying that the Fords break down more often than the Chevys, have less power, and are more unstable on windy days. All this to keep the 'tuna boats' (as some refer to the Caprice) on the road!
- **More Power! Argh! Argh!** For you guys of the *Mopar persuasion*, *Danbury Mint* is releasing a 1946 Dodge Power Wagon!! It features the 230.3 cubic inch, 94 hp. 6-cylinder engine, complete drawbar, pulley drive, and pintle hook (removable, for varied displays), side-mounted, removable genuine rubber spare tire, an 'cable' which plays out from the front-mounted winch, which also retracts. Price is \$118, payable in five monthly installments, plus \$1.95 S+H per installment. You can reach 'em at 1-800-332-6468, Monday through Friday 9 a.m. to 5 p.m. Eastern Time.
- **More tasty 'Mints'!** The gang at *Danbury Mint* is also set to release a 1938 GMC Car Carrier! It will feature a tilt-out split front window, tie-down straps and chocks (which will be stored in toolboxes on either side of the truck), an operating winch, genuine rubber spare tire, loading ramps (both of which store underneath the rear bed), and wheel chocks are some of the details on this piece! It is priced at \$139, payable in five monthly installments, plus \$1.60 S+H per installment. And last but certainly not least, we will also get a replica of a 1941 Cadillac Fleetwood Series Sixty Special (whew!). It will have an opening hood to showcase the 346 cubic inch, 150 hp. Engine, flip-open driver's side rear tail light for gas tank access, removable, genuine rubber spare tire, extendable radio antenna, dash gauges, and wood paneling and leather upholstery on the interior. This one is pegged at \$112, payable in 4 monthly installments, plus \$1.95 S+H per installment. You can reach 'em at the number above.
- **"Real Life Dumb & Dumber"!** Seems as though a man ("Dumber") who stopped a suspected thief ("Dumb") is in even more trouble than the other guy, according to police! Richard B. Kennon told officers he deliberately ran his compact Chevy into Richard E. Ellis recently when he saw Mr. Ellis running from police and employees of an office supply store (watching too many Fox "Greatest Police Chases", eh?). The officers charged Mr. Kennon with driving with a suspended license, and first- and second-degree assault, which carry combined maximum penalties of 35 years in prison, and fines of \$2,500. Mr. Ellis, who was not hurt, was charged with theft over \$300, a crime punishable by up to 15 years in prison, and a \$1,000 fine. This one was in The Washington Times. Coming soon to a Fox special near you!
- **Hunger for Road Rage!** Two men in Coleford, England, apparently overtaken by 'Road Rage', attacked the driver in front of them, repeatedly bit him, and chewed off a piece of his ear! (Ed. Note: What?! Is Mike Tyson now loose on the English?!). *Glen Thompson*, an aircraft engineer, said he was driving with his wife and two daughters when he pulled over to allow a tailgating motorist to pass. The trailing car also pulled over, and the driver and passenger got out and punched him before biting him. The men also punched his wife, and rammed his car before leaving the scene. Doctors

were unable to reattach the severed top of Thompson's ear. Police were searching for the two men. Thanks to The Associated Press for this uplifting tale!

- **Online Madness!** Check out our own *Dirk Johnson's online Model Car Buyer's Guide*. It provides alphabetized listings, as well as by company of many of the firms that do business in this rather large hobby of ours. Dirk's site is at <http://www.modelcarhub.com>. Check him out, and tell him I sent you!

COMING EVENTS

- *June 18th to 20th-15th Annual Ford Motorsport Nationals* at Maple Grove Raceway in Reading, PA.
- *June 19th-3rd Annual Lincoln Technical Institute Car Show* at 9325 Snowden River Parkway in Columbia, MD from 9 a.m. to 3 p.m. Music, food, refreshments available. For info, call (410) 290-7100, or (800) 924-9325.
- *June 20th-36th Annual Antique Car Show, Auto, Crafts, and Antique flea market* presented by George Washington Chapter, Inc. Model A Ford Club of America, at Sully Historic Site in Chantilly, VA, rain or shine (no refunds!) from 10 a.m. to 4 p.m. Admission is \$6 for adults, \$3 for children.
- *June 25th- Carlisle All-Truck Nationals* at the fairgrounds in Carlisle, PA.
- *June 26th & 27th- 12th Annual Mid-Atlantic Chevelle Show and Swap Meet/ACES Northeast Regional* sponsored by the *MD Chevelle Club*, at Northeast Community Park in Northeast, MD.
- *June 27th- 3rd Annual Freestate Chevy show and flea market* at the Big M in Churchville, MD.
- *July 2nd to 4th- The Last (!) Super Stock Reunion* at Virginia Motorsports Park in Petersburg, VA. *Featured match races include Rob "The Zombie" Bruce ('65 GTO) vs. Brian "Mr. Norm's" Kohlman ('65 Dodge) (w/rosin burnouts, and flag starts, just like the good old days!),* along with the *"Rat Trap" AA/FA vs. "Nitro Neil" Bisciglia*. The headquarters hotel is the Steven Kent Quality Inn in Petersburg [1-800-284-9393]. For info, call [(703) 892-8008]. *Be there!!*
- *July 10th- Start Your Engines Auto Showcase 99 Car Show Series Auto Showcase #3 car show* at the Toys "R" Us on Pulaski Highway..
- *July 10th & 11th-Supercar Showdown '99 Nostalgia Nationals* at Maple Grove Raceway in Reading, PA.
- *July 11th-Chrysler Product Owners Club Gathering* at the National Capital Trolley Museum at 1313 Bonifant Road, between Layhill Road and New Hampshire Avenue from noon to 3 p.m. Admission is free! For info, call (301) 340-7432 or (301) 656-9579.
- *July 21st-Mountain Motor Nationals* at Maryland International Raceway in Budd's Creek, MD.
- *July 23rd to 25th-Super Chevy Show XVII* at Maple Grove Raceway in Reading, PA.
- *July 23rd to 25th-7th Annual Keystone Nationals Street Rod and Custom Jamboree (Limited to Pre-1975 or Custom vehicles only)* at the Bloomsburg Fairgrounds in Bloomsburg, PA. Flame Thrower show, burnout contest, live bands, muffler rapping, horseshoes and volleyball, and Town cruise on Friday evening. Free camping, as well as plenty of hotels in the area. General admission is \$5, kids under 12 free.
- *July 30th, Aug. 1st- Summer Carlisle* at the fairgrounds.
- *August 14th- Start Your Engines Auto Showcase 99 Car Show Series Auto Showcase #4 car show* at the Toys "R" Us on Pulaski Highway.
- *Aug. 14th & 15th-HOT ROD Magazine Power Festival* at Maple Grove Raceway in Reading, PA.
- *Aug. 21st-Jet Car Nationals* at Maryland International Raceway in Budd's Creek, MD.
- *Aug. 27th to 29th- Corvettes at Carlisle* at the fairgrounds.
- *Aug. 27th to 29th- Lowrider and Import Indoor Supershow* at the New Jersey Convention and Expo center at Raritan Center, Edison, NJ. 300 of the Best Customs in the Northeast! *Hydraulic competition, over 60 classes. For info, contact Showin' Off, Inc. P.O. Box 213 Pompton Plains, NJ 07444 [(973) 636-1258, or E-mail NJSHOW@AOL.COM.*
- *Aug. 28th- First Annual Street Survivors Street Rod Picnic/Show* at Quiet Waters Park in Annapolis, MD. Check out the website for further details at <http://www.angelfire.com/md/streetsurvivors>. *Hope to see you there!*
- *Sept. 11th- Run Amuk in '99 Model show* from 9 a.m. to 4 p.m. at the Baron's Room, in Knoxville, TN. For info, contact Kenneth King at 2803 Dee Peppers Road Knoxville, TN 37931 E-mail cmking@icx.net.
- *Sept. 12th- Lost in the 50's car club and the Maryland Automotive Modelers Association 9th Annual Benefit Car Show for Special Boy Scout Troop #216* (physically and mentally handicapped) at Glen Burnie High School, Rt. 648, Glen Burnie, MD from 9 a.m. to 4 p.m. Dash plaques, door prizes, Chinese auction, swap meet, crafts, collectibles, and model car show! The paltry sum of \$3.00 allows the entry of any number of models, so come on down-your money will definitely go for a good cause!
- *Sept. 12th- Washington Antique & Collectible Toy Show* from 9 a.m. to 2 p.m. at the Elks Lodge, 8421 Arlington Blvd., Fairfax, VA. Admission is \$4.00. For info, contact Ferdinand Zegel at P.O. Box 589 Fort Belvoir, VA 22060 (703) 524-2061 (evenings), or Richard Wilkinson at (301) 907-3441 (days).
- *September 18th- Start Your Engines Auto Showcase 99 Car Show Series car show (To Be Announced).*
- *Sept. 30th to Oct. 3rd- Fall Carlisle* at the fairgrounds.

- *Oct. 1st thru 3rd-8th Annual President's Cup Nationals* at Maryland International Raceway in Budd's Creek, MD.
- *Oct. 6th-Fall Hershey AACA meet*
- *Oct. 9th- NNL Nationals* in Maumee, OH. For info, SASE to Rick Forester 4736 Porter Road North Olmstead, OH 44070.
- *Oct. 9th- Start Your Engines Auto Showcase 99 Car Show Series Auto Showcase #5 car show* at Pep Boys on Pulaski Highway.
- *Oct. 17th-Thirty-Eighth Collector's Diecast Toy Show* hosted by the *Chesapeake Miniature Vehicle Collector's Club* from 9 a.m. to 1:30 p.m. at the Shrewsbury Fire Hall in Shrewsbury, PA. For info, call Joe Golabiewski at (410) 592-5854 or Carl Daehnke at (717) 764-5411.
- *Nov. 6th- Start Your Engines Auto Showcase 99 Car Show Series Auto Showcase #6 car show* at the Toys "R" Us on Pulaski Highway.
- *Nov. 7th- Annual Fall Meet* sponsored by the *Capitol Miniature Auto Collectors Club* from 9 a.m. to 2 p.m. at the Dunn Loring Fire House Community Hall, 2148 Gallows Road, Dunn Loring, VA For info, contact James William Brostrom, 6632 Cardinal Lane, Annandale, VA 22003.
- *Saturday, Nov. 13th- 7th Annual Hobby Expo 1999* sponsored by the *Suffolk Scale Model Club, and the Long Island Auto Replica Society (LIASRS club!)*, at the Holiday Inn on Veterans Memorial Highway (near Islip MacArthur Airport) in Ronkonkoma, NY from 10 a.m. to 4:30 p.m. Model show, and 3,200 sq. ft. vendor room. Rooms available at a discounted rate for show attendees. Call 585-9500, and ask for Sue Brotowski. Check out the LIARS website for further info at <http://hometown.aol.com/LIARSCC/auto/index.htm>.
- *Nov. 21st- Washington Antique & Collectible Toy Show* from 9 a.m. to 2 p.m. at the Elks Lodge, 8421 Arlington Blvd., Fairfax, VA. Admission is \$4.00. For info, contact Ferdinand Zegel at P.O. Box 589 Fort Belvoir, VA 22060 (703) 524-2061 (evenings), or Richard Wilkinson at (301) 907-3441 (days).
- *Dec. 4th & 5th-10th Annual Street Cars of Desire Car show and Automotive flea market* at the MD state fairgrounds, Cow Palace in Timonium, MD. Call (410) 876-3842 (*until 9 P.M. S.T.*) for further info.
- *April 29th, 2000(!)- The First Annual Scenic City Classic NNL Model Car Show/Expo* sponsored by the Chattanooga Auto Replicas in Scale at the Camp Jordan Arena in scenic Chattanooga, TN *Themes* are "*Anything with a '1' in it*", and "*Fun in the Sun.*" For *vendor info*, contact *Lee Baker* at 927 Belvoir Hills Cir. East Ridge, TN 37412 [(423) 629-0121], or E-mail augie@vol.com; for *sponsorship* and *other show info*, contact *David Rose* at 3856 S. Quail Lane Chattanooga, TN 37415 [(423) 870-9619], or E-mail cars@vol.com. Check out their website at <http://www.CARSMoelCarGallery.com!>



CLASSIFIEDS

FOR SALE- *Five Scale Auto Enthusiast binders (red with gold print).* Very good condition, \$5 each, or all five for \$20. Also *SAE #41-61 (Jan/Feb 1986- June 1989)*, \$10 each. Call Tim Powers at (410) 255-3976.

WANTED- Two *Jaguar XKSS kits (Revell of Germany).* Contact Harold Bradford at (301) 604-8591.

WANTED- One *Revell-Monogram '70 Challenger T/A.* Call Dave Johns (*Ed. Note: I hear that this one is being reissued, Dave.*)

FOR SALE- *Display case*, glass front, top, and sides, 28" wide, 48" long, (2) full-length glass shelves. left and right sliding doors on rear, \$100. Call Jack Wallenfelt at (301) 856-4482.



Anyone having an item for the newsletter, whether it is a Bit, a Piece or even a Classified, it can be included by contacting one of the individuals listed below:

Timothy C. Sickle
15905 Ark Court
Bowie, Maryland 20716
(301) 249-3830

Norman F. Veber
317 Roosevelt Ave., S.W.
Glen Burnie, Maryland 21061
(410) 768-3648